

CIN: L23209AP1984PLC004635

Website: www.andhrapetrochemicals.com

**THE ANDHRA
PETROCHEMICALS LIMITED**

Regd. Office :

VENKATARAYAPURAM

(Tanuku) - 534 215

West Godavari Dist. (A.P.)

Tel : 08819-224075, 224755, 224911 (7 Lines)

Fax : 08819-224168

E-mail : info.tnk@andhrapetrochemicals.com



NO.APL/SEC/CL-35/37

16 April 2014

The Relationship Manager,
Corporate Relationship Department
The Bombay Stock Exchange Ltd.,
25th Floor, New Trading Ring
Rotunda Building
Phiroze Jeejeebhoy Towers
Dalal Street, FORT,
MUMBAI 400 001
Phone Nos. 022-2272 1234 / 1233.

KIND ATTN: MS. CHITRA SEKHAR, DCS - CRD

Dear Sir,

SUB: Shareholding pattern for the Quarter ended **31.3.2014**

REF: Clause 35 of the Listing Agreement.

COMPANY'S SCRIP CODE: 500012

-: @@@ :-

We enclose herewith Distribution of Shareholding of our Company for the Quarter ended **31.3.2014**. This is for your kind information and record.

Thanking you,


Yours faithfully,
for **THE ANDHRA PETROCHEMICALS LIMITED,**



(K. Raghu Ram)
Manager (Finance) & Asst. Company Secretary

Encls: As above

Introductory sub-table (I)(a)

| Name of the Company: THE ANDHRA PETROCHEMICALS LIMITED | | | |
|--|-------------------------------|---|--|
| Scrip Code, Name of the scrip, class of security: 500012, Andhra Petro, Equity | | | |
| Quarter ended: 31.3.2014 | | | |
| Partly paid-up shares:- | No. of partly paid-up shares | As a % of total no. of partly paid-up shares | As a % of total no. of shares of the company |
| Held by promoter/promoter group | | #DIV/0! | 0 |
| Held by public | | #DIV/0! | 0 |
| Total | 0 | #DIV/0! | 0 |
| Outstanding convertible securities:- No. of outstanding securities | | | |
| | No. of outstanding securities | As a % of total no. of outstanding convertible securities | As a % of total no. of shares of the company, assuming full conversion of the convertible securities |
| Held by promoter/promoter group | | #DIV/0! | 0 |
| Held by public | | #DIV/0! | 0 |
| Total | 0 | #DIV/0! | 0 |
| Warrants:- | | | |
| | No. of warrants | As a % of total no. of warrants | As a % of total no. of shares of the company, assuming full conversion of warrants |
| Held by promoter/promoter group | | #DIV/0! | 0 |
| Held by public | | #DIV/0! | 0 |
| Total | 0 | #DIV/0! | 0 |
| Total paid-up capital of the company, assuming full conversion of warrants and convertible securities | | 84971600 | 100 |






| | | | | | | | | | |
|------------|---|--------------|-----------------|-----------------|---------------|---------------|--|--|-------------|
| I | Institutions | | | | | | | | |
| (a) | Mutual Funds/ UTI | 6 | 33200 | 0 | 0.04 | 0.04 | | | |
| (b) | Financial Institutions / Banks | 5 | 837 | 400 | 0.00 | 0.00 | | | |
| (c) | Central Government/ State Government(s) | 1 | 1000 | 1000 | 0.00 | 0.00 | | | |
| (d) | Venture Capital Funds | 0 | 0 | 0 | 0.00 | 0.00 | | | |
| (e) | Insurance Companies | 0 | 0 | 0 | 0.00 | 0.00 | | | |
| (f) | Foreign Institutional Investors | 7 | 11500 | 0 | 0.01 | 0.01 | | | |
| (g) | Foreign Venture Capital Investors | 0 | 0 | 0 | 0.00 | 0.00 | | | |
| (h) | Qualified Foreign Investor | 0 | 0 | 0 | 0.00 | 0.00 | | | |
| (i) | Any Other (specify) | 0 | 0 | 0 | 0.00 | 0.00 | | | |
| (i-ii) | | | | | 0.00 | 0.00 | | | |
| (i-ii) | | | | | | | | | |
| | Sub-Total (B)(1) | 19 | 46537 | 1400 | 0.05 | 0.05 | | | |
| B 2 | Non-institutions | | | | | | | | |
| (a) | Bodies Corporate | 512 | 6398676 | 6295069 | 7.53 | 7.53 | | | |
| (b) | Individuals | | | | | | | | |
| I | Individuals -i. Individual shareholders holding nominal share capital up to Rs 1 lakh | 79199 | 22156372 | 14595600 | 26.08 | 26.08 | | | |
| II | Individual shareholders holding nominal share capital in excess of Rs. 1 lakh. | 269 | 12802998 | 12656335 | 15.07 | 15.07 | | | |
| (c) | Qualified Foreign Investor | 0 | 0 | 0 | 0.00 | 0.00 | | | |
| (d) | Any Other (specify) | | | | 0.00 | 0.00 | | | |
| (d-i) | Non-Resident Indians | 121 | 519729 | 514929 | 0.61 | 0.61 | | | |
| (d-ii) | Clearing Members | 31 | 29044 | 29044 | 0.03 | 0.03 | | | |
| (d-iii) | Hindu Undivided Families | 537 | 1629109 | 1623544 | 1.92 | 1.92 | | | |
| (d-iv) | Trusts | 3 | 5500 | 5300 | 0.01 | 0.01 | | | |
| (d-v) | Directors & Their relatives | 76 | 3103241 | 2783478 | 3.65 | 3.65 | | | |
| (B) | Sub-Total (B)(2) | 80748 | 46644669 | 38503299 | 54.90 | 54.90 | | | |
| | Total Public Shareholding (B)= (B)(1)+(B)(2) | 80767 | 46691206 | 38504699 | 54.95 | 54.95 | | | |
| | TOTAL (A)+(B) | 80772 | 84971600 | 76779293 | 100.00 | 100.00 | | | |
| (C) | Shares held by Custodians and against Depository Receipts have been issued | | | | | | | | |
| 1 | Promoter and Promoter Group | | | | | | | | 0.00 |
| 2 | Public | | | | | | | | 0.00 |
| | Sub-Total (C) | 0 | 0 | 0 | 0 | 0 | | | 0 |
| | GRAND TOTAL (A)+(B)+(C) | 80772 | 84971600 | 76779293 | 100.00 | 100.00 | | | 0.00 |

For The Andhra Petrochemicals Limited

[Signature]
 H. DIVOJ
 (Director)

[Signature]
 Secretary


| Sr.No | Notes |
|-------|-------|
| 1 | NIL |
| | |



(I)(b) Statement showing holding of securities (including shares, warrants, convertible securities) of persons belonging to the category "Promoter and Promoter Group"

| Sr. No. | Name of the shareholder | Details of Shares held | | Encumbered shares (*) | | Details of warrants | | Details of convertible securities | | Total shares (including underlying shares assuming full conversion of warrants and convertible securities) as a % of diluted share capital |
|--------------|---|------------------------|-----------------------------------|-----------------------|--------------------|-------------------------|---|---------------------------------------|---|--|
| | | Number of shares held | As a % of grand total (A)+(B)+(C) | No. | As a percentage | Number of warrants held | As a % total number of warrants of the same class | Number of convertible securities held | As a % total number of convertible securities of the same class | |
| (i) | (ii) | (iii) | (iv) | (v) | (vi)=(v)/(iii)*100 | (vii) | (viii) | (ix) | (x) | (xi) |
| 1 | The Andhra Sugars Ltd | 20682025 | 24.34 | | 0.00 | | #DIV/0! | | #DIV/0! | |
| 2 | The Andhra Sugars Ltd | 7404588 | 8.71 | | 0.00 | | #DIV/0! | | #DIV/0! | |
| 3 | Andhra Pradesh Industrial Development Corporation Ltd | 9180000 | 10.80 | | 0.00 | | #DIV/0! | | #DIV/0! | |
| 4 | JOCIL Ltd | 1007981 | 1.19 | | 0.00 | | #DIV/0! | | #DIV/0! | |
| 5 | APIDC Venture Capital Ltd | 5800 | 0.01 | | 0.00 | | #DIV/0! | | #DIV/0! | |
| TOTAL | | 38280394 | 45.05 | 0 | 0.00 | 0 | #DIV/0! | 0 | #DIV/0! | 0 |

(*) The term "encumbrance" has the same meaning as assigned to it in regulation 28(3) of the SAST Regulations, 2011





(D)(c)(i) Statement showing holding of securities (including shares, warrants, convertible securities) of persons belonging to the category "Public" and holding more than 1% of the total number of shares

| Sr. No. | Name of the shareholder | Number of shares held | Shares as a percentage of total number of shares {i.e., Grand Total (A)+(B)+(C) indicated in Statement at para (D)(a) above} | Details of warrants | | Details of convertible securities | | Total shares (including underlying shares assuming full conversion of warrants and convertible securities) as a % of diluted share capital |
|--------------|---------------------------|-----------------------|--|-------------------------|---|---------------------------------------|--|--|
| | | | | Number of warrants held | As a % total number of warrants of the same class | Number of convertible securities held | % w.r.t total number of convertible securities of the same class | |
| 1 | KLJ Plasticizers Ltd | 1906551 | 2.24 | | | | | |
| 2 | Sri Bolla Ramesh Kumar | 1605208 | 1.89 | | #DIV/0! | | #DIV/0! | |
| 3 | Dr B B Ramaiah | 1222810 | 1.44 | | #DIV/0! | | #DIV/0! | |
| 4 | Sri Rajender Prasad Gupta | 1163103 | 1.37 | | #DIV/0! | | #DIV/0! | |
| 5 | Sri Kanhaiya Lal Jain | 984851 | 1.16 | | #DIV/0! | | #DIV/0! | |
| TOTAL | | 6882523 | 8.10 | 0 | #DIV/0! | 0 | #DIV/0! | 0 |



(D)(c)(ii) Statement showing holding of securities (including shares, warrants, convertible securities) of persons (together with PAC) belonging to the category "Public" and holding more than 5% of the total number of shares of the company

| Sr. No. | Name(s) of the shareholder(s) and the Persons Acting in Concert (PAC) with them | Number of shares | Shares as a percentage of total number of shares {i.e., Grand Total (A)+(B)+(C) indicated in Statement at para (D)(a) above} | Details of warrants | | Details of convertible securities | | Total shares (including underlying shares assuming full conversion of warrants and convertible securities) as a % of diluted share capital |
|--------------|---|------------------|--|---------------------|---|---------------------------------------|--|--|
| | | | | Number of warrants | As a % total number of warrants of the same class | Number of convertible securities held | % w.r.t total number of convertible securities of the same class | |
| 1 | | | 0.00 | #DIV/0! | | | #DIV/0! | |
| 2 | | | 0.00 | #DIV/0! | | | #DIV/0! | |
| TOTAL | | 0 | 0.00 | #DIV/0! | 0 | 0 | #DIV/0! | 0 |

(D)(d) Statement showing details of locked-in shares

| Sr. No. | Name of the shareholder | Number of locked-in shares | Locked-in shares as a percentage of total number of shares {i.e., Grand Total (A)+(B)+(C) indicated in Statement at para (D)(a) above} |
|--------------|-------------------------|----------------------------|--|
| 1 | | | 0.00 |
| TOTAL | | 0 | 0.00 |



(II)(a) Statement showing details of Depository Receipts (DRs)

| Sr. No. | Type of outstanding DR (ADRs, GDRs, SDRs, etc.) | Number of outstanding DRs | Number of shares underlying outstanding DRs | Shares underlying outstanding DRs as a percentage of total number of shares {i.e., Grand Total (A)+(B)+(C) indicated in Statement at para (I)(a) above} |
|--------------|--|------------------------------|--|--|
| 1 | | | | 0.00 |
| TOTAL | | 0 | 0 | 0.00 |



(II)(b) Statement showing holding of Depository Receipts (DRs), where underlying shares held by "promoter/promoter group" are in excess of 1% of the total number of shares

| Sr. No. | Name of the DR Holder | Number of shares underlying outstanding DRs | Shares underlying outstanding DRs as a percentage of total number of shares {i.e., Grand Total (A)+(B)+(C) indicated in Statement at para (I)(a) above} |
|--------------|-----------------------|---|---|
| 1 | | | 0.00 |
| TOTAL | | 0 | 0.00 |

