

**Introductory sub-table (I)(a)**

Name of the Company: ANAND PROJECTS LIMITED  
 Scrip Code, Name of the scrip, class of sect. 501630  
 Quarter ended: 31/12/2014

<b>Partly paid-up shares:-</b>	<b>No. of partly paid-up shares</b>	<b>As a % of total no. of partly paid-up shares</b>	<b>As a % of total no. of shares of the company</b>
Held by promoter/promoter group	NIL	NIL	NIL
Held by public	NIL	NIL	NIL
<b>Total - D</b>	<b>NIL</b>	<b>NIL</b>	<b>NIL</b>

<b>Outstanding convertible securities:-</b>	<b>No. of outstanding securities</b>	<b>As a % of total no. of outstanding convertible securities</b>	<b>As a % of total no. of shares of the company, assuming full conversion of the convertible securities</b>
Held by promoter/promoter group	NIL	NIL	NIL
Held by public	NIL	NIL	NIL
<b>Total - E</b>	<b>NIL</b>	<b>NIL</b>	<b>NIL</b>

<b>Warrants:-</b>	<b>No. of warrants</b>	<b>As a % of total no. of warrants</b>	<b>As a % of total no. of shares of the company, assuming full conversion of warrants</b>
Held by promoter/promoter group	NIL	NIL	NIL
Held by public	NIL	NIL	NIL
<b>Total - F</b>	<b>NIL</b>	<b>NIL</b>	<b>NIL</b>

**Total paid-up capital of the company, assuming full conversion of warrants and convertible securities** **934290**




**Statement Showing Shareholding Pattern**

Company Name: ANAND PROJECTS LIMITED

Table (I)(a)

Category code	Category of Shareholder	Number of Shareholders	Total number of shares	Number of shares held in dematerialized form	Total shareholding as a percentage of total number of shares		Shares Pledged or otherwise encumbered	
					As a percentage of(A+B)1	As a percentage of (A+B+C)	Number of shares	As a percentage (IX)= (VIII)/(IV)*100
(I)	(II)	(III)	(IV)	(V)	(VI)	(VII)	(VIII)	(IX)
<b>(A)</b>	<b>Shareholding of Promoter and Promoter Group2</b>							
	<b>1 Indian</b>							
(a)	Individuals/ HUF	1	700416	700416	74.97	74.97	0	0.00
(b)	Central Govt./ State Govt.(s)	0	0	0	0.00	0.00	0	0.00
(c)	Bodies Corporate	0	0	0	0.00	0.00	0	0.00
(d)	Financial Institutions/ Banks	0	0	0	0.00	0.00	0	0.00
(e)	Any Others(Specify)							
(e-i)	Trusts				0.00	0.00		0.00
(e-ii)	Directors				0.00	0.00		0.00
	<b>Sub Total(A)(1)</b>	<b>1</b>	<b>700416</b>	<b>700416</b>	<b>74.97</b>	<b>74.97</b>	<b>0</b>	<b>0.00</b>
	<b>2 Foreign</b>							
a	Individuals (NRI/Foreign Individu	0	0	0	0.00	0.00	0	0.00
b	Bodies Corporate	0	0	0	0.00	0.00	0	0.00
c	Institutions	0	0	0	0.00	0.00	0	0.00
d	Qualified Foreign Investor	0	0	0	0.00	0.00	0	0.00
e	Any Others(Specify)	0	0	0	0.00	0.00	0	0.00
	<b>Sub Total(A)(2)</b>	<b>0</b>	<b>0</b>	<b>0</b>	<b>0.00</b>	<b>0.00</b>	<b>0</b>	<b>0.00</b>
	<b>Total Shareholding of Promote</b>	<b>1</b>	<b>700416</b>	<b>700416</b>	<b>74.97</b>	<b>74.97</b>	<b>0</b>	<b>0.00</b>
<b>(B)</b>	<b>Public shareholding</b>							
	<b>1 Institutions</b>							
(a)	Mutual Funds/ UTI	0	0	0	0.00	0.00	0	0.00
(b)	Financial Institutions / Banks	0	0	0	0.00	0.00	0	0.00
(c)	Central Government/ State Gover	0	0	0	0.00	0.00	0	0.00
(d)	Venture Capital Funds	0	0	0	0.00	0.00	0	0.00
(e)	Insurance Companies	0	0	0	0.00	0.00	0	0.00
(f)	Foreign Institutional Investors	0	0	0	0.00	0.00	0	0.00
(g)	Foreign Venture Capital Investors	0	0	0	0.00	0.00	0	0.00
(h)	Qualified Foreign Investor	0	0	0	0.00	0.00	0	0.00
(i)	Any Other (specify)	0	0	0	0.00	0.00	0	0.00
	<b>Sub-Total (B)(1)</b>	<b>0</b>	<b>0</b>	<b>0</b>	<b>0.00</b>	<b>0.00</b>	<b>0</b>	<b>0.00</b>
	<b>B 2 Non-institutions</b>							
(a)	Bodies Corporate	3	66314	0	7.10	7.10	0	0.00
(b)	Individuals							
I	Ind-Hold nominal shr capital upto	79	95362	17973	10.21	10.21	0	0.00
II	Ind-Hold nominal shr capital in ex	2	64872	0	6.94	6.94	0	0.00
(c)	Qalified Foregin Investor	0	0	0	0.00	0.00	0	0.00
(d)	Any Other (specify)							
(d-i)	Others	0	0	0	0.00	0.00	0	0.00
(d-ii)	Clearing member	0	0	0	0.00	0.00	0	0.00
(d-iii)	NRIs	3	7326	0	0.78	0.78	0	0.00
(d-iv)	NRI Corp Bodies	0	0	0	0.00	0.00	0	0.00
(d-v)	Foreign Corp Bodies (Including FC	0	0	0	0.00	0.00	0	0.00
(d-vi)	Customers	0	0	0	0.00	0.00	0	0.00
(d-vii)	Suppliers	0	0	0	0.00	0.00	0	0.00
(d-viii)	Foreign Nationals	0	0	0	0.00	0.00	0	0.00
(d-ix)	Trusts	0	0	0	0.00	0.00	0	0.00
(d-x)	Foreign (Promoters)	0	0	0	0.00	0.00	0	0.00
(d-xi)	Directors	0	0	0	0.00	0.00	0	0.00
(d-xii)	Directors Relatives	0	0	0	0.00	0.00	0	0.00
(d-xiii)	Foreign Individuals (Including FDI	0	0	0	0.00	0.00	0	0.00
	<b>Sub-Total (B)(2)</b>	<b>87</b>	<b>233874</b>	<b>17973</b>	<b>25.03</b>	<b>25.03</b>	<b>0</b>	<b>0.00</b>
<b>(B)</b>	<b>Total Public Shareholding (B)=</b>	<b>87</b>	<b>233874</b>	<b>17973</b>	<b>25.03</b>	<b>25.03</b>	<b>0</b>	<b>0.00</b>




<b>TOTAL (A)+(B)</b>	<b>88</b>	<b>934290</b>	<b>718389</b>	<b>100.00</b>	<b>100.00</b>	<b>0</b>	<b>0.00</b>
<b>(C) Shares held by Custodians and against which Depository Receipts have been issued</b>							
1 Promoter and Promoter Group	0	0	0	0.00	0.00	0	0.00
2 Public -	0	0	0	0.00	0.00	0	0.00
<b>Sub-Total (C)</b>	<b>0</b>	<b>0</b>	<b>0</b>	<b>0.00</b>	<b>0.00</b>	<b>0</b>	<b>0.00</b>
<b>GRAND TOTAL (A)+(B)+(C)</b>	<b>88</b>	<b>934290</b>	<b>718389</b>	<b>100.00</b>	<b>100.00</b>	<b>0</b>	<b>0.00</b>



(I)(b) Statement showing holding of securities (including shares, warrants, convertible securities) of persons belonging to the category "Promoter and Promoter Group"


Sr. No.	Name of the shareholder	Details of Shares held		Encumbered shares (*)		Details of warrants		Details of convertible securities		Total shares (including underlying shares assuming full conversion of warrants and convertible securities) as a % of diluted share capital	
		Number of shares held	As a % of grand total (A) + (B) + (C)	No.	As a percentage	As a % of grand total (A)+(B)+(C) of sub-clause (I)(a)	Number of warrants held	As a % Total Number of warrants of the same Class	Number of convertible securities held		As a % Total Number of convertible securities of the same Class
(I)	(II)	(III)	(IV)	(V)	(VI)	(VII)	(VIII)	(IX)	(X)	(XI)	(XII)
1	HEMANT PANPALIA	700416	74.97	0	0.00	0.00	0	0.00	0	0.00	0.00
<b>TOTAL</b>		<b>700416</b>	<b>74.97</b>	<b>0</b>	<b>0.00</b>	<b>0.00</b>	<b>0</b>	<b>0.00</b>	<b>0</b>	<b>0.00</b>	<b>0.00</b>

(\*) The term "encumbrance" has the same meaning as assigned to it in regulation 28(3) of the SAST Regulations, 2011



(I)(c)(i) Statement showing holding of securities (including shares, warrants, convertible securities) of persons belonging to the category "Public" and holding more than 1% of the total number of shares.

Sr. No.	Name of the shareholder	Number of shares held	Shares as a percentage of total number of shares {i.e., Grand Total (A)+(B)+(C) indicated in Statement at para (I)(a) above}	Details of warrants		Details of		Total shares (including underlying shares assuming full Conversion of warrants and convertible securities) as a % of diluted share capital
				Number of warrants held	As a % Total Number of warrants of the same Class	Number of convertible securities held	As a % Total Number of convertible securities of the same Class	
1	ARMS SECURITIES (P)	20000	2.14	0	0.00	0.00	0	0.00
2	BALASHRI COMMERCIAL	45900	4.91	0	0.00	0.00	0	0.00
3	CHANDRAMANIBEN R.	43884	4.70	0	0.00	0.00	0	0.00
4	SHAILESH R. PATEL	20988	2.25	0	0.00	0.00	0	0.00
	<b>TOTAL</b>	<b>130772</b>	<b>14.00</b>	<b>0</b>	<b>0.00</b>	<b>0.00</b>	<b>0</b>	<b>0.00</b>



(I)(c)(ii) Statement showing holding of securities (including shares, warrants, convertible securities) of persons (together with PAC) belonging to the category "Public" and holding more than 5% of the total number of shares of the company

Sr. No.	Name(s) of the shareholder(s) and the Persons Acting in Concert (PAC) with them	Number of shares	Shares as a percentage of total number of shares {i.e., Grand Total (A)+(B)+(C) indicated in Statement at para (I)(a) above}	Details of warrants Number of warrants	As a % Total Number of warrants of the same Class	Details of convertible Number of convertible securities held	% w.r.t Total Number of convertible securities of the same Class	Total shares (including underlying shares assuming full Conversion of warrants and convertible securities) as a % of diluted share capital
1		0	0.00	0	0.00	0	0.00	0.00
	<b>TOTAL</b>	<b>0</b>	<b>0.00</b>	<b>0</b>	<b>0.00</b>	<b>0</b>	<b>0.00</b>	<b>0.00</b>



(1)(d) Statement showing details of locked-in shares.

Sr. No.	Name of the shareholder	Number of locked-in shares	Locked-in shares as a percentage of total number of shares (i.e., Grand Total (A)+(B)+(C) indicated in Statement at para (1)(a) above)	Promoter / Promoter Group / Public
1		0	0	0.00
	TOTAL	0	0	0.00



(II)(a) Statement showing details of Depository Receipts (DRs)

Sr. No.	Type of outstanding DR (ADRs, GDRs, SDRs, etc.)	Number of outstanding DRs	Number of shares underlying outstanding DRs	Shares underlying outstanding DRs as a percentage of total number of shares {i.e., Grand Total (A)+(B)+(C) indicated in Statement at para (I)(a) above}
1		0	0	0
	TOTAL	0	0	0





(II)(b) Statement showing holding of Depository Receipts (DRs), where underlying shares held by 'promoter/promoter group' are in excess of 1% of the total number of shares.

Sr. No.	Name of the DR Holder	Type of outstanding DR (ADRs, GDRs, SDRs, etc.)	Number of shares underlying outstanding DRs	Shares underlying outstanding DRs as a percentage of total number of shares {i.e., Grand Total (A)+(B)+(C) indicated in Statement at para (I)(a) above}
1			0	0
	TOTAL		0	0

