

(I)(a) Statement showing Shareholding Pattern


Name of the Company : Amara Raja Batteries Limited
Scrip Code, Name of the scrip, class of security : 500008, AMARA RAJA BATTERIES LIMITED, EQUITY
As on Date : 30-September-2014

Partly paid-up shares	No. of partly paid-up shares	As a % of total no. of partly paid-up Shares	As a % of total no. of shares of the company
Held by promoter/promoter group	0	0	0
Held by public	0	0	0
Total	0	0	0
Outstanding convertible securities	No. of outstanding securities	As a % of total no. of outstanding convertible securities	As a % of total no. of shares of the company, assuming full conversion of the convertible securities
Held by promoter/promoter group	0	0	0
Held by public	0	0	0
Total	0	0	0
Warrants	No. of warrants	As a % of total no. of warrants	As a % of total no. of shares of the company, assuming full conversion of Warrants
Held by promoter/promoter group	0	0	0
Held by public	0	0	0
Total	0	0	0
Total paid-up capital of the company, assuming full conversion of warrants and convertible securities	170812500		



(I)(a) Statement showing Shareholding Pattern

Sr. no.	Category of shareholder (II)	Number of shareholders (III)	Total number of shares (IV)	Number of shares held in dematerialized form (V)	Total shareholding as a percentage of total number of shares		Shares Pledged or otherwise encumbered	
					As a percentage of (A+B) ¹ (VI)	As a percentage of (A+B+C) (VII)	Number of shares (VIII)	As a percentage (IX) = (VII) / (IV) * 100
(A)	Promoter and Promoter Group²							
(1)	Indian							
(a)	Individuals/Hindu Undivided Family	6	31974058	31974058	18.72	18.72	1175000	3.67
(b)	Central Government/State Government(s)	0	0	0	0.00	0.00	0	0
(c)	Bodies Corporate	1	3115500	3115500	1.82	1.82	0	0.00
(d)	Financial Institutions/Banks	0	0	0	0.00	0.00	0	0
(e)	Any Other (Total)	0	0	0	0.00	0.00	0	0
	Sub-Total (A)(1)	7	35089558	35089558	20.54	20.54	1175000	3.35
(2)	Foreign							
(a)	Individuals (Non-Resident Individuals/Foreign Individuals)	0	0	0	0.00	0.00	0	0.00
(b)	Bodies Corporate	1	44411250	44411250	26.00	26.00	0	0.00
(c)	Institutions	0	0	0	0.00	0.00	0	0.00
(d)	Qualified Foreign Investor	0	0	0	0.00	0.00	0	0.00
(e)	Any Other (Total)	4	9426644	9426644	5.52	5.52	0	0.00
(e1)	NRI Director's Relatives	4	9426644	9426644	5.52	5.52	0	0.00
	Sub-Total (A)(2)	5	53837894	53837894	31.52	31.52	0	0.00
	Total Shareholding of Promoter and Promoter Group (A) = (A)(1) + (A)(2)	12	88927452	88927452	52.06	52.06	1175000	1.32

2028

 Registrar of Companies
 Hyderabad
 HYD-32

(B) Public shareholding ³											
(1)	Institutions										
(a)	Mutual Funds/UTI	59	14982365	14970365	8.77	8.77	N.A.	N.A.	N.A.	N.A.	N.A.
(b)	Financial Institutions/Banks	6	91769	84269	0.05	0.05	N.A.	N.A.	N.A.	N.A.	N.A.
(c)	Central Government/State Government(s)	0	0	0	0.00	0.00	N.A.	N.A.	N.A.	N.A.	N.A.
(d)	Venture Capital Funds	0	0	0	0.00	0.00	N.A.	N.A.	N.A.	N.A.	N.A.
(e)	Insurance Companies	0	0	0	0.00	0.00	N.A.	N.A.	N.A.	N.A.	N.A.
(f)	Foreign Institutional Investors	153	30861910	30860410	18.07	18.07	N.A.	N.A.	N.A.	N.A.	N.A.
(g)	Foreign Venture Capital Investors	0	0	0	0.00	0.00	N.A.	N.A.	N.A.	N.A.	N.A.
(h)	Qualified Foreign Investor	0	0	0	0.00	0.00	N.A.	N.A.	N.A.	N.A.	N.A.
(i)	Any Other (Total)	0	0	0	0.00	0.00	N.A.	N.A.	N.A.	N.A.	N.A.
	Sub-Total (B)(1)	218	45936044	45915044	26.89	26.89	26.89	26.89	26.89	26.89	N.A.
(2)	Non-institutions										
(a)	Bodies Corporate	705	5568300	5317786	3.26	3.26	N.A.	N.A.	N.A.	N.A.	N.A.
(b)	Individuals - i. Individual Shareholders Holding Nominal Share Capital Up To >Rs. 1 Lakh.	20929	14485435	12924679	8.48	8.48	N.A.	N.A.	N.A.	N.A.	N.A.
	Individuals - ii. Individual Shareholders Holding Nominal Share Capital In Excess Of Rs. 1 Lakh	14	4540304	4540304	2.66	2.66	N.A.	N.A.	N.A.	N.A.	N.A.
(c)	Qualified Foreign Investor	0	0	0	0.00	0.00	N.A.	N.A.	N.A.	N.A.	N.A.
(d)	Any Other (Total)	1261	11354965	7860151	6.65	6.65	N.A.	N.A.	N.A.	N.A.	N.A.
(d1)	CLEARING MEMBERS	106	231660	231660	0.14	0.14	N.A.	N.A.	N.A.	N.A.	N.A.
(d2)	DIRECTORS AND THEIR RELATIVES	1	30000	30000	0.02	0.02	N.A.	N.A.	N.A.	N.A.	N.A.
(d3)	FOREIGN NATIONALS	1	300	300	0.00	0.00	N.A.	N.A.	N.A.	N.A.	N.A.
(d4)	HINDU UNDIVIDED FAMILIES	384	526414	526414	0.31	0.31	N.A.	N.A.	N.A.	N.A.	N.A.
(d5)	NON RESIDENT INDIANS	761	9357021	5862207	5.48	5.48	N.A.	N.A.	N.A.	N.A.	N.A.
(d6)	OTHERS	1	902500	902500	0.53	0.53	N.A.	N.A.	N.A.	N.A.	N.A.



(d7)	TRUSTS	7	307070	307070	0.18	0.18	N.A.	N.A.	N.A.
	Sub-Total (B)(2)	22909	35949004	30642920	21.05	21.05	N.A.	N.A.	N.A.
	Total Public Shareholding (B) = (B)(1)+(B)(2)	23127	81885048	76557964	47.94	47.94	N.A.	N.A.	N.A.
	TOTAL (A)+(B)	23139	170812500	165485416	100.00	100.00	1175000	1175000	0.69
(C)	Shares held by Custodians and against which Depository Receipts have been issued	0	0	0	N.A.	0.00	N.A.	N.A.	N.A.
C1	Promoter and Promoter Group	0	0	0	N.A.	0.00	N.A.	N.A.	N.A.
C2	Public	0	0	0	N.A.	0.00	N.A.	N.A.	N.A.
	GRAND TOTAL (A)+(B)+(C)	23139	170812500	165485416	N.A.	100.00	1175000	1175000	0.69

¹For determining public shareholding for the purpose of Clause 40A.

²For definitions of "Promoter" and "Promoter Group", refer to Clause 40A.

³For definitions of "Public Shareholding", refer to Clause 40A.

(I)(b) Statement showing Shareholding of persons belonging to the category "Promoter and Promoter Group"

Sr. No. (I)	Name of the shareholder (II)	PAN of the Shareholder (III)	Total Shares held		Shares pledged or otherwise encumbered		Details of warrants		Details of convertible securities		Total shares (including underlying shares assuming full conversion of warrants and convertible securities) as a % of
			Number (IV)	as a % of grand total (A) + (B) + (C) (V)	Number (VI)	as a percentage (VII) = (VI) / (IV)*100 (VIII)	Number of warrants held (XI)	As a % total number of warrants of the same class (X)	Number of convertible securities held (XI)	As a % total number of convertible securities of the same class (XII)	



I)(c) Statement showing Shareholding of persons belonging to the category "Public" and holding more than 1% of the total number of shares

Sr. No.	Name of the shareholder	PAN of the Shareholder	Number of shares	Shares as a percentage of total number of shares {i.e., Grand Total (A) + (B) + (C) indicated in Statement at para (I)(a) above}	Details of warrants		Details of convertible securities		Total shares (including underlying shares assuming full conversion of warrants and convertible securities) as a % of diluted
					Number of warrants held	As a % total number of warrants of the same class	Number of convertible securities held	% w.r.t total number of convertible securities of the same class	
1	COPTHALL MAURITIUS INVESTMENT LIMITED		2321537	1.36	0	0.00	0	0.00	1.36
2	SMALLCAP WORLD FUND, INC		2173886	1.27	0	0.00	0	0.00	1.27
3	DR. UPENDRANATH. N		2572254	1.51	0	0.00	0	0.00	1.51
4	BARON EMERGING MARKETS FUND		1962000	1.15	0	0.00	0	0.00	1.15
5	HDFC TRUSTEE COMPANY LIMITED - A/C- HDFC MID-CAP OPPORTUNITIES FUND		2604000	1.52	0	0.00	0	0.00	1.52
	HDFC TRUSTEE COMPANY LIMITED - A/C- HDFC CHILDREN'S GIFT FUND- INVESTMENT PLAN		200000	0.12	0	0.00	0	0.00	.12
6	ICICI PRUDENTIAL VALUE DISCOVERY FUND		3000000	1.76	0	0.00	0	0.00	1.76
	ICICI PRUDENTIAL		1500	0.00	0	0.00	0	0.00	0




	MUTUAL FUND												
	ICICI PRUDENTIAL CHILD CARE PLAN-STUDY PLAN		5984	0.00	0	0.00	0	0.00	0	0.00	0	0.00	0
	ICICI PRUDENTIAL BALANCE FUND		200000	0.12	0	0.00	0	0.00	0	0.00	0	0.00	0.12
7	WASATCH INTERNATIONAL GROWTH FUND		1991044	1.17	0	0.00	0	0.00	0	0.00	0	0.00	1.17
	TOTAL		17032205	9.97	0	0.00	0	0.00	0	0.00	0	0.00	9.98

I)(c) Statement showing Shareholding of persons belonging to the category "Public" and holding more than 5% of the total number of shares

Sr. No.	Name of the Shareholder	PAN of the Shareholder	Number of shares	Shares as a percentage of total number of shares {i.e., Grand Total (A)+(B)+(C) indicated in Statement at para (I)(a) above}	Details of warrants		Details of convertible securities		Total shares (including underlying shares assuming full conversion of warrants and convertible securities) as a % of diluted
					Number of warrants held	As a % total number of warrants of the same class	Number of convertible securities held	% w.r.t total number of convertible securities of the same class	
	TOTAL		0	0.00	0	0.00	0	0.00	0.00

I)(d) Statement showing details of locked-in shares

Sr. No.	Name of the Shareholder	PAN of the Shareholder	Number of locked-in shares	Locked-in shares as a percentage of total number of shares {i.e., Grand Total (A)+(B)+(C) indicated in Statement at para (I)(a) above}
	TOTAL		0	0.00



(II)(a) Statement showing details of Depository Receipts (DRs)


Sr. No.	Type of outstanding DR (ADRs, GDRs, SDRs, etc.)	Number of outstanding DRs	Number of shares underlying outstanding DRs	Shares underlying outstanding DRs as a percentage of total number of shares {i.e., Grand Total (A)+(B)+(C) indicated in Statement at para (I)(a) above}
	TOTAL	0	0	0.00

(II)(b) Statement showing holding of Depository Receipts (DRs), where underlying shares held by 'promoter/promoter group' are in excess of 1% of the total number of shares


Sr. No.	Name of the DR Holder (ADRs, GDRs, SDRs, etc.)	Type of outstanding DR (ADRs, GDRs, SDRs, etc.)	Number of shares underlying outstanding DRs	Shares underlying outstanding DRs as a percentage of total number of shares {i.e., Grand Total (A)+(B)+(C) indicated in Statement at para (I)(a) above}
		TOTAL	0	0.00

(III) (a) Statement showing the voting pattern of shareholders, if more than one class of shares/securities is issued by the issuer.

Sr. no.	Category of shareholder	Number of Voting Rights held in each class of securities			Total Voting Rights (III+IV+V) (VI)	Total Voting Rights i.e. (VI)	
		Class X (III)	Class Y (IV)	Class Z (V)		As a percentage of (A+B) (VII)	As a percentage of (A+B+C) (VIII)
(A)	Promoter and Promoter Group²						
(1)	Indian						
(a)	Individuals/Hindu Undivided Family	0	0	0	0	0.00	0.00
(b)	Central Government/State Government(s)	0	0	0	0	0.00	0.00
(c)	Bodies Corporate	0	0	0	0	0.00	0.00
(d)	Financial Institutions/Banks	0	0	0	0	0.00	0.00
(e)	Any Other (Total)	0	0	0	0	0.00	0.00
	Sub-Total (A)(1)	0	0	0	0	0.00	0.00
(2)	Foreign						



(a)	Individuals (Non-Resident Individuals/Foreign Individuals)	0	0	0	0	0	0	0.00	0.00
(b)	Bodies Corporate	0	0	0	0	0	0	0.00	0.00
(c)	Institutions	0	0	0	0	0	0	0.00	0.00
(d)	Qualified Foreign Investor	0	0	0	0	0	0	0.00	0.00
(e)	Any Other (Total)	0	0	0	0	0	0	0.00	0.00
	Sub-Total (A)(2)	0	0	0	0	0	0	0.00	0.00
	Total Shareholding of Promoter and Promoter Group (A) = (A)(1)+(A)(2)	0	0	0	0	0	0	0.00	0.00
(B)	Public shareholding								
(1)	Institutions								
(a)	Mutual Funds/UTI	0	0	0	0	0	0	0.00	0.00
(b)	Financial Institutions/Banks	0	0	0	0	0	0	0.00	0.00
(c)	Central Government/State Government(s)	0	0	0	0	0	0	0.00	0.00
(d)	Venture Capital Funds	0	0	0	0	0	0	0.00	0.00
(e)	Insurance Companies	0	0	0	0	0	0	0.00	0.00
(f)	Foreign Institutional Investors	0	0	0	0	0	0	0.00	0.00
(g)	Foreign Venture Capital Investors	0	0	0	0	0	0	0.00	0.00
(h)	Qualified Foreign Investor	0	0	0	0	0	0	0.00	0.00
	Any Other (Total)	0	0	0	0	0	0	0.00	0.00
	Sub-Total (B)(1)	0	0	0	0	0	0	0.00	0.00
(2)	Non-institutions								
(a)	Bodies Corporate	0	0	0	0	0	0	0.00	0.00
(b)	Individuals - i. Individual Shareholders Holding Nominal Share Capital Up To >Rs. 1 Lakh.	0	0	0	0	0	0	0.00	0.00
	Individuals - ii. Individual Shareholders Holding Nominal Share Capital In Excess Of Rs. 1 Lakh	0	0	0	0	0	0	0.00	0.00
(c)	Qualified Foreign Investor	0	0	0	0	0	0	0.00	0.00
(d)	Any Other (Total)	0	0	0	0	0	0	0.00	0.00
	Sub-Total (B)(2)	0	0	0	0	0	0	0.00	0.00
	Total Public Shareholding (B) =	0	0	0	0	0	0	0.00	0.00



(B)(1)+(B)(2)									
TOTAL (A)+(B)	0	0	0	0	0	0	0	0.00	0.00
Shares held by Custodians and against which Depository Receipts have been issued	0	0	0	0	0	0	0	0.00	0.00
C1 Promoter and Promoter Group	0	0	0	0	0	0	0	0	0
C2 Public	0	0	0	0	0	0	0	0	0
GRAND TOTAL (A)+(B)+(C)	0	0	0	0	0	0	0	0.00	0.00

