


(I)(a) Statement showing Shareholding Pattern

Name of the Company : Amara Raja Batteries Limited
Scrip Code, Name of the scrip, class of security : 500008, AMARA RAJA BATTERIES LIMITED, EQUITY
As on Date : 31-Mar-2014

Partly paid-up shares	No. of partly paid-up shares	As a % of total no. of partly paid-up Shares	As a % of total no. of shares of the company
Held by promoter/promoter group	0	0	0
Held by public	0	0	0
Total	0	0	0
Outstanding convertible securities	No. of outstanding securities	As a % of total no. of outstanding convertible securities	As a % of total no. of shares of the company, assuming full conversion of the convertible securities
Held by promoter/promoter group	0	0	0
Held by public	0	0	0
Total	0	0	0
Warrants	No. of warrants	As a % of total no. of warrants	As a % of total no. of shares of the company, assuming full conversion of Warrants
Held by promoter/promoter group	0	0	0
Held by public	0	0	0
Total	0	0	0
Total paid-up capital of the company, assuming full conversion of warrants and convertible securities	170812500		

For Amara Raja Batteries Limited


M R Rajaram
Company Secretary

(I)(a) Statement showing Shareholding Pattern

Sr. no.	Category of shareholder (II)	Number of share holders (III)	Total number of shares (IV)	Number of shares held in dematerialized form (V)	Total shareholding as a percentage of total number of shares		Shares Pledged or otherwise encumbered		
					As a percentage of (A+B) ¹ (VI)	As a percentage of (A+B+C) (VII)	Number of shares (VIII)	As a percentage (IX) = (VIII) / (IV) * 100	
(A)	Promoter and Promoter Group²								
(1)	Indian								
(a)	Individuals/Hindu Undivided Family	6	31974058	31974058	18.72	18.72	2667140	8.34	
(b)	Central Government/State Government(s)	0	0	0	0.00	0.00	0	0	
(c)	Bodies Corporate	1	3115500	3115500	1.82	1.82	0	0.00	
(d)	Financial Institutions/Banks	0	0	0	0.00	0.00	0	0.00	
(e)	Any Other (Total)	0	0	0	0.00	0.00	0	0	
	Sub-Total (A)(1)	7	35089558	35089558	20.54	20.54	2667140	7.60	
(2)	Foreign								
(a)	Individuals (Non-Resident Individuals/Foreign Individuals)	0	0	0	0.00	0.00	0	0.00	
(b)	Bodies Corporate	1	44411250	44411250	26.00	26.00	0	0.00	
(c)	Institutions	0	0	0	0.00	0.00	0	0.00	
(d)	Qualified Foreign Investor	0	0	0	0.00	0.00	0	0.00	
(e)	Any Other (Total)	4	9426644	9426644	5.52	5.52	0	0.00	
(e1)	NRI Directors Relatives	4	9426644	9426644	5.52	5.52	0	0.00	
	Sub-Total (A)(2)	5	53837894	53837894	31.52	31.52	0	0.00	
	Total Shareholding of Promoter and Promoter Group (A) = (A)(1)+(A)(2)	12	88927452	88927452	52.06	52.06	2667140	3.00	

For Amara Raja Batteries Limited.

[Signature]

M R Rajaram
Company Secretary

(B) Public shareholding³

(1)	Institutions												
(a)	Mutual Funds/UTI	83	19747031	19735031	11.56	11.56	11.56	11.56	N.A.	N.A.	N.A.	N.A.	N.A.
(b)	Financial Institutions/Banks	6	33170	25670	0.02	0.02	0.02	0.02	N.A.	N.A.	N.A.	N.A.	N.A.
(c)	Central Government/State Government(s)	0	0	0	0.00	0.00	0.00	0.00	N.A.	N.A.	N.A.	N.A.	N.A.
(d)	Venture Capital Funds	0	0	0	0.00	0.00	0.00	0.00	N.A.	N.A.	N.A.	N.A.	N.A.
(e)	Insurance Companies	0	0	0	0.00	0.00	0.00	0.00	N.A.	N.A.	N.A.	N.A.	N.A.
(f)	Foreign Institutional Investors	130	25655054	25653554	15.02	15.02	15.02	15.02	N.A.	N.A.	N.A.	N.A.	N.A.
(g)	Foreign Venture Capital Investors	0	0	0	0.00	0.00	0.00	0.00	N.A.	N.A.	N.A.	N.A.	N.A.
(h)	Qualified Foreign Investor	0	0	0	0.00	0.00	0.00	0.00	N.A.	N.A.	N.A.	N.A.	N.A.
(i)	Any Other (Total)	0	0	0	0.00	0.00	0.00	0.00	N.A.	N.A.	N.A.	N.A.	N.A.
	Sub-Total (B)(1)	219	45435255	45414255	26.60	26.60	26.60	26.60	N.A.	N.A.	N.A.	N.A.	N.A.
(2)	Non-institutions												
(a)	Bodies Corporate	612	5038167	4787653	2.95	2.95	2.95	2.95	N.A.	N.A.	N.A.	N.A.	N.A.
(b)	Individuals - i. Individual Shareholders Holding Nominal Share Capital Up To > Rs. 1 Lakh.	19397	14301533	12675881	8.37	8.37	8.37	8.37	N.A.	N.A.	N.A.	N.A.	N.A.
	Individuals - ii. Individual Shareholders Holding Nominal Share Capital In Excess Of Rs. 1 Lakh	15	5422235	5422235	3.17	3.17	3.17	3.17	N.A.	N.A.	N.A.	N.A.	N.A.
(c)	Qualified Foreign Investor	0	0	0	0.00	0.00	0.00	0.00	N.A.	N.A.	N.A.	N.A.	N.A.
(d)	Any Other (Total)	1151	11687858	8193044	6.84	6.84	6.84	6.84	N.A.	N.A.	N.A.	N.A.	N.A.
(d1)	Clearing Members	188	291000	291000	0.17	0.17	0.17	0.17	N.A.	N.A.	N.A.	N.A.	N.A.
(d2)	Directors And Their Relatives	2	33000	33000	0.02	0.02	0.02	0.02	N.A.	N.A.	N.A.	N.A.	N.A.
(d3)	Foreign Nationals	1	400	400	0.00	0.00	0.00	0.00	N.A.	N.A.	N.A.	N.A.	N.A.
(d4)	Hindu Undivided Families	337	645909	645909	0.38	0.38	0.38	0.38	N.A.	N.A.	N.A.	N.A.	N.A.
(d5)	Non Resident Indians	618	9498617	6003803	5.56	5.56	5.56	5.56	N.A.	N.A.	N.A.	N.A.	N.A.
(d6)	Others	1	913000	913000	0.53	0.53	0.53	0.53	N.A.	N.A.	N.A.	N.A.	N.A.
(d7)	Trusts	4	305932	305932	0.18	0.18	0.18	0.18	N.A.	N.A.	N.A.	N.A.	N.A.
	Sub-Total (B)(2)	21175	36449793	31078813	21.34	21.34	21.34	21.34	N.A.	N.A.	N.A.	N.A.	N.A.

For Amara Raja Batteries Limited

M R Rajaram
Company Secretary

	Total Public Shareholding (B)= (B)(1)+(B)(2)	21394	81885048	76493068	47.94	47.94	N.A.	N.A.
	TOTAL (A)+(B)	21406	170812500	165420520	100.00	100.00	2667140	1.56
(C)	Shares held by Custodians and against which Depository Receipts have been issued	0	0	0	N.A.	0.00	N.A.	N.A.
C1	Promoter and Promoter Group	0	0	0	N.A.	0.00	N.A.	N.A.
C2	Public	0	0	0	N.A.	0.00	N.A.	N.A.
	GRAND TOTAL (A)+(B)+(C)	21406	170812500	165420520	N.A.	100.00	2667140	1.56

¹For determining public shareholding for the purpose of Clause 40A.

²For definitions of "Promoter" and "Promoter Group", refer to Clause 40A.

³For definitions of "Public Shareholding", refer to Clause 40A.

(I)(b) Statement showing Shareholding of persons belonging to the category "Promoter and Promoter Group"


Sr. No.	Name of the shareholder (II)	PAN of the Shareholder (III)	Total Shares held		Shares pledged or otherwise encumbered		Details of warrants		Details of convertible securities		Total shares (including underlying shares assuming full conversion of warrants and convertible securities) as a % of diluted share capital (XIII)
			Number (IV)	as a % of grand total (A) + (B) + (C) (V)	Number (VI)	as a percentage (VII) = (VI) / (IV)*100 (VIII)	Number of warrants held (XI)	As a % total number of warrants of the same class (X)	Number of convertible securities held (XI)	As a % total number of convertible securities of the same class (XII)	
1	Ashok Galla		52500	0.03	0	0.00	0	0.00	0	0.00	0.03
2	Siddharth Galla		52500	0.03	0	0.00	0	0.00	0	0.00	0.03
3	Mangal Industries Limited		3115500	1.82	0	0.00	0	0.00	0	0.00	1.82

For Amara Raja Batteries Limited.


M R Rajaram
Company Secretary

4	Johnson Controls (Mauritius) Private Limited	44411250	26.00	0	0.00	0.00	0	0.00	0	0.00	0	0.00	26.00
5	Ramachandra N Galla	12795074	7.49	0	0.00	0.00	0	0.00	0	0.00	0	0.00	7.49
6	Jayadev Galla	12821984	7.51	2667140	20.80	1.56	0	0.00	0	0.00	0	0.00	7.51
7	Amara Kumari Galla	5260500	3.08	0	0.00	0.00	0	0.00	0	0.00	0	0.00	3.08
8	Padmavathi Galla	991500	0.58	0	0.00	0.00	0	0.00	0	0.00	0	0.00	0.58
9	Ramadevi Gourineni	8055900	4.72	0	0.00	0.00	0	0.00	0	0.00	0	0.00	4.72
10	Harshavardhana Gourineni	288750	0.17	0	0.00	0.00	0	0.00	0	0.00	0	0.00	0.17
11	Vikramadithya Gourineni	288750	0.17	0	0.00	0.00	0	0.00	0	0.00	0	0.00	0.17
12	G V Ramakrishna Vara Prasad	793244	0.46	0	0.00	0.00	0	0.00	0	0.00	0	0.00	0.46
	TOTAL	88927452	52.06	2667140	3.00	1.56	0	0.00	0	0.00	0	0.00	52.06


For Amara Raja Batteries Limited.


M R Rajaram
Company Secretary

I)(c) Statement showing Shareholding of persons belonging to the category "Public" and holding more than 1% of the total number of shares

Sr. No.	Name of the shareholder	PAN of the Shareholder	Number of shares	Shares as a percentage of total number of shares {i.e., Grand Total (A)+(B)+(C) Indicated in Statement at para (I)(a) above}	Details of warrants		Details of convertible securities		Total shares (including underlying shares assuming conversion of warrants and convertible securities) as a % of diluted
					Number of warrants held	As a % total number of warrants of the same class	Number of convertible securities held	% w.r.t total number of convertible securities of the same class	
1	Copthall Mauritius Investment Limited		4196795	2.46	0	0.00	0	0.00	2.46
2	Mondrian Emerging Markets Small Cap Equity Fund, L.P		2013966	1.18	0	0.00	0	0.00	1.18
3	Smallcap World Fund, Inc		2173886	1.27	0	0.00	0	0.00	1.27
4	Dr. Upendranath. N		2572254	1.51	0	0.00	0	0.00	1.51
5	HDFC Trustee Company Ltd - A/C HDFC Mid-Cap Opportunities Fund A/C		2000000	1.17	0	0.00	0	0.00	1.17
6	ICICI Prudential Discovery Fund A/C		3000000	1.76	0	0.00	0	0.00	1.76
7	Sundaram Mutual Fund A/C Sundaram Select Midcap		1825000	1.07	0	0.00	0	0.00	1.07
	Total		17781901	10.41	0	0.00	0	0.00	10.41

For Amara Raja Batteries Limited


M R Rajaram
Company Secretary

I)(c) Statement showing Shareholding of persons belonging to the category "Public" and holding more than 5% of the total number of shares

Sr. No.	Name of the shareholder	PAN of the Shareholder	Number of shares	Shares as a percentage of total number of shares {i.e., Grand Total (A)+(B)+(C) indicated in para (I)(a) above}	Details of warrants		Details of convertible securities		Total shares (including underlying full conversion of warrants and convertible securities) as a % of diluted
					Number of warrants held	As a % total number of warrants of the same class	Number of convertible securities held	% w.r.t total number of convertible securities of the same class	
	TOTAL		0	0.00	0	0.00	0	0.00	0.00


I)(d) Statement showing details of locked-in shares

Sr. No.	Name of the shareholder	PAN of the Shareholder	Number of locked-in shares	Locked-in shares as a percentage of total number of shares {i.e., Grand Total (A)+(B)+(C) indicated in Statement at para (I)(a) above}
	TOTAL		0	0.00

II)(a) Statement showing details of Depository Receipts (DRs)

Sr. No.	Type of outstanding DR (ADRs, GDRs, SDRs, etc.)	Number of outstanding DRs	Number of shares underlying outstanding DRs	Shares underlying outstanding DRs as a percentage of total number of shares {i.e., Grand Total (A)+(B)+(C) indicated in Statement at para (I)(a) above}
	TOTAL	0	0	0.00

For Amara Raja Batteries Limited


M R Rajaram
Company Secretary

(II)(b) Statement showing holding of Depository Receipts (DRs), where underlying shares held by 'promoter/promoter group' are in excess of 1% of the total number of shares

Sr. No.	Name of the DR Holder	Type of outstanding DR (ADRs, GDRs, SDRs, etc.)	Number of shares underlying outstanding DRs	Shares underlying outstanding DRs as a percentage of total number of shares {i.e., Grand Total (A)+(B)+(C) indicated in Statement at para (I)(a) above}
		TOTAL	0	0.00

(III) (a) Statement showing the voting pattern of shareholders, if more than one class of shares/securities is issued by the issuer.

Sr. no.	Category of shareholder	Number of Voting Rights held in each class of securities				Total Voting Rights (III+IV+V) (VI)	Total Voting Rights i.e. (VI)	
		Class X (III)	Class Y (IV)	Class Z (V)	As a percentage of (A+B) (VII)		As a percentage of (A+B+C) (VIII)	
(1)	(II)							
(A)	Promoter and Promoter Group²							
(1)	Indian							
(a)	Individuals/Hindu Undivided Family	0	0	0	0	0	0.00	0.00
(b)	Central Government/State Government(s)	0	0	0	0	0	0.00	0.00
(c)	Bodies Corporate	0	0	0	0	0	0.00	0.00
(d)	Financial Institutions/Banks	0	0	0	0	0	0.00	0.00
(e)	Any Other (Total)	0	0	0	0	0	0.00	0.00
	Sub-Total (A)(1)	0	0	0	0	0	0.00	0.00
(2)	Foreign							
(a)	Individuals (Non-Resident Individuals/Foreign Individuals)	0	0	0	0	0	0.00	0.00
(b)	Bodies Corporate	0	0	0	0	0	0.00	0.00
(c)	Institutions	0	0	0	0	0	0.00	0.00
(d)	Qualified Foreign Investor	0	0	0	0	0	0.00	0.00
(e)	Any Other (Total)	0	0	0	0	0	0.00	0.00
	Sub-Total (A)(2)	0	0	0	0	0	0.00	0.00
	Total Shareholding of Promoter and	0	0	0	0	0	0.00	0.00

For Amara Raja Batteries Limited

M R ~~Prasanna~~
Company Secretary

Promoter Group (A) = (A)(1) + (A)(2)								
(B)	Public shareholding							
(1)	Institutions							
(a)	Mutual Funds/UTI	0	0	0	0	0	0.00	0.00
(b)	Financial Institutions/Banks	0	0	0	0	0	0.00	0.00
(c)	Central Government/State Government(s)	0	0	0	0	0	0.00	0.00
(d)	Venture Capital Funds	0	0	0	0	0	0.00	0.00
(e)	Insurance Companies	0	0	0	0	0	0.00	0.00
(f)	Foreign Institutional Investors	0	0	0	0	0	0.00	0.00
(g)	Foreign Venture Capital Investors	0	0	0	0	0	0.00	0.00
(h)	Qualified Foreign Investor	0	0	0	0	0	0.00	0.00
(h)	Any Other (Total)	0	0	0	0	0	0.00	0.00
	Sub-Total (B)(1)	0	0	0	0	0	0.00	0.00
(2)	Non-institutions							
(a)	Bodies Corporate	0	0	0	0	0	0.00	0.00
(b)	Individuals - i. Individual Shareholders Holding Nominal Share Capital Up To > Rs. 1 Lakh.	0	0	0	0	0	0.00	0.00
	Individuals - ii. Individual Shareholders Holding Nominal Share Capital In Excess Of Rs. 1 Lakh	0	0	0	0	0	0.00	0.00
(c)	Qualified Foreign Investor	0	0	0	0	0	0.00	0.00
(d)	Any Other (Total)	0	0	0	0	0	0.00	0.00
	Sub-Total (B)(2)	0	0	0	0	0	0.00	0.00
	Total Public Shareholding (B) = (B)(1) + (B)(2)	0	0	0	0	0	0.00	0.00
	TOTAL (A) + (B)	0	0	0	0	0	0.00	0.00
(C)	Shares held by Custodians and against which Depository Receipts have been issued	0	0	0	0	0	0.00	0.00
C1	Promoter and Promoter Group	0	0	0	0	0	0	0
C2	Public	0	0	0	0	0	0	0
	GRAND TOTAL (A) + (B) + (C)	0	0	0	0	0	0.00	0.00

For Amara Raja Batteries Limited.


M R Rajaram
Company Secretary