



(II)(b) Statement showing holding of Depository Receipts (DRs), where underlying shares held by "promoter/promoter group" are in excess of 1% of the total number of shares

Sr. No.	Name of the DR Holder	Type of outstanding DR (ADRs, GDRs, SDRs, etc.)	Number of shares underlying outstanding DRs	Shares underlying outstanding DRs as a percentage of total number of shares {i.e., Grand Total (A)+(B)+(C) indicated in Statement at para (D)(a) above}
1		0	0	0.00
2		0	0	0.00
3		0	0	0.00
4		0	0	0.00
5		0	0	0.00
6		0	0	0.00
7		0	0	0.00
8		0	0	0.00
9		0	0	0.00
		0	0	0.00
<b>TOTAL</b>			<b>0</b>	<b>0.00</b>



(II)(a) Statement showing details of Depository Receipts (DRs)

Sr. No.	Type of outstanding DR (ADRs, GDRs, SDRs, etc.)	Number of outstanding DRs	Number of shares underlying outstanding DRs	Shares underlying outstanding DRs as a percentage of total number of shares {i.e., Grand Total (A)+(B)+(C) indicated in Statement at para (I)(a) above}
1	0	0	0	0.00
2	0	0	0	0.00
3	0	0	0	0.00
4	0	0	0	0.00
5	0	0	0	0.00
6	0	0	0	0.00
7	0	0	0	0.00
8	0	0	0	0.00
9	0	0	0	0.00
<b>TOTAL</b>		<b>0</b>	<b>0</b>	<b>0.00</b>




## Introductory sub-table (I)(a)

Name of the Company: ALUFLUORIDE LTD, VISAKHAPATNAM			
Scrip Code, Name of the scrip, class of security:			
Quarter ended: 30 JUNE, 2014			
<b>Partly paid-up shares:-</b>			
	<b>No. of partly paid-up shares</b>	<b>As a % of total no. of partly paid-up shares</b>	<b>As a % of total no. of shares of the company</b>
Held by promoter/promoter group		0	0
Held by public		0	0
<b>Total - D</b>	<b>0</b>	<b>0</b>	<b>0</b>
<b>Outstanding convertible securities:-</b>			
	<b>No. of outstanding securities</b>	<b>As a % of total no. of outstanding convertible securities</b>	<b>As a % of total no. of shares of the company, assuming full conversion of the convertible securities</b>
Held by promoter/promoter group		0	0
Held by public		0	0
<b>Total - E</b>	<b>0</b>	<b>0</b>	<b>0</b>
<b>Warrants:-</b>			
	<b>No. of warrants</b>	<b>As a % of total no. of warrants</b>	<b>As a % of total no. of shares of the company, assuming full conversion of warrants</b>
Held by promoter/promoter group		0	0
Held by public		0	0
<b>Total - F</b>	<b>0</b>	<b>0</b>	<b>0</b>
<b>Total paid-up capital of the company, assuming full conversion of warrants and convertible securities</b>			
	<b>7000400</b>		<b>100</b>



(D)(d) Statement showing details of locked-in shares


Sr. No.	Name of the shareholder	Number of locked-in shares	Locked-in shares as a percentage of total number of shares {i.e., Grand Total (A)+(B)+(C) indicated in Statement at para (D)(a) above}
1		0	0.00
2		0	0.00
3		0	0.00
4		0	0.00
5		0	0.00
6		0	0.00
7		0	0.00
8		0	0.00
9		0	0.00
		0	
		0	
<b>TOTAL</b>		<b>0</b>	<b>0.00</b>



(D)(b) Statement showing holding of securities (including shares, warrants, convertible securities) of persons belonging to the category "Promoter and Promoter Group"


Sr. No.	Name of the shareholder	Details of Shares held		Encumbered shares (*)		Details of warrants		Details of convertible securities		Total shares (including underlying shares assuming full conversion of warrants and convertible securities) as a % of diluted share capital
		Number of shares held	As a % of grand total (A)+(B)+(C)	No.	As a percentage (VI)=(V)/(III)*100	As a % of grand total (A)+(B)+(C) of sub-clause (I)(a)	Number of warrants held	As a % of total number of warrants of the same class	Number of convertible securities held	
	(II)	(III)	(IV)	(V)	(VI)	(VII)	(IX)	(X)	(XI)	(XII)
1	V.SUNITHA	1413195	20.19	0	0.00	0	0	0	0	0
2	V.SAROJINI	834885	11.93	0	0.00	0	0	0	0	0
3	A.JYOTHSANA	51070	0.73	0	0.00	0	0	0	0	0
4	ANNAPURNA AKKINENI	137320	1.96	0	0.00	0	0	0	0	0
5	ADITYA AKKINENI	327500	4.68	0	0.00	0	0	0	0	0
6	ROHIT VEMULAPALLI	47500	0.68	0	0.00	0	0	0	0	0
7	V.ASHOK	6300	0.09	0	0.00	0	0	0	0	0
8	ANAR ENTERPRISES P LTD	55100	0.79	0	0.00	0	0	0	0	0
9	KAISER FINANCE & LEASING P LTD	786975	11.24	0	0.00	0	0	0	0	0
10	VISAKHA FINANCE LTD	14225	0.20	0	0.00	0	0	0	0	0
	<b>TOTAL</b>	<b>3674070</b>	<b>52.48</b>	<b>0</b>	<b>0.00</b>	<b>0</b>	<b>0</b>	<b>0</b>	<b>0</b>	<b>0</b>

(\*) The term "encumbrance" has the same meaning as assigned to it in regulation 28(3) of the SAST Regulations, 2011




(D)(c)(i) Statement showing holding of securities (including shares, warrants, convertible securities) of persons belonging to the category "Public" and holding more than 1% of the total number of shares

Sr. No.	Name of the shareholder	Number of shares held	Shares as a percentage of total number of shares {i.e., Grand Total (A)+(B)+(C) indicated in Statement at para (D)(a) above}	Details of warrants		Details of convertible securities		Total shares (including underlying shares assuming full conversion of warrants and convertible securities) as a % of diluted share capital
				Number of warrants held	As a % total number of warrants of the same class	Number of convertible securities held	% w.r.t total number of convertible securities of the same class	
1	NEMANI RAMACHANDRA	181360	2.59	0	0	0	0	
2	KANURI FAMILY TRUST	138234	1.97	0	0	0	0	
3	ANDHRA PRADESH INDUSTRIAL DEVELOPMENT CORP	100000	1.43	0	0	0	0	
4	MUKESH BABU FINANCIAL SERVICES LTD	97000	1.39	0	0	0	0	
5			0.00	0	0	0	0	
6			0.00	0	0	0	0	
7			0.00	0	0	0	0	
8			0.00	0	0	0	0	
9			0.00	0	0	0	0	
10			0.00	0	0	0	0	
				0	0	0	0	
				0	0	0	0	
<b>TOTAL</b>		<b>516594</b>	<b>7.38</b>	<b>0</b>	<b>0</b>	<b>0</b>	<b>0</b>	<b>0</b>



(D)(c)(ii) Statement showing holding of securities (including shares, warrants, convertible securities) of persons (together with PAC) belonging to the category "Public" and holding more than 5% of the total number of shares of the company

Sr. No.	Name(s) of the shareholder(s) and the Persons Acting in Concert (PAC) with them	Number of shares	Shares as a percentage of total number of shares {i.e., Grand Total (A)+(B)+(C) indicated in Statement at para (D)(a) above}	Details of warrants		Details of convertible securities		Total shares (including underlying shares assuming full conversion of warrants and convertible securities) as a % of diluted share capital
				Number of warrants	As a % total number of warrants of the same class	Number of convertible securities held	% w.r.t total number of convertible securities of the same class	
1		0	0.00		0		0	
2		0	0.00		0		0	
3		0	0.00		0		0	
4		0	0.00		0		0	
5		0	0.00		0		0	
6		0	0.00		0		0	
7		0	0.00		0		0	
8		0	0.00		0		0	
9		0	0.00		0		0	
10		0	0.00		0		0	
<b>TOTAL</b>		<b>0</b>	<b>0.00</b>		<b>0</b>		<b>0</b>	<b>0</b>



Statement Showing Shareholding Pattern								
Category code	Category of Shareholder	Number of Shareholders	Table (I)(a)		Total shareholding as a percentage of total number of shares		Shares Pledged or otherwise encumbered	
			Total number of shares	Number of shares held in dematerialized form	As a percentage of (A+B) <sup>1</sup>	As a percentage of (A+B+C)	Number of shares	As a percentage
			(IV)	(V)	(VI)	(VII)	(VIII)	(IX) = (VIII)/(IV)*100
(A)	<b>Shareholding of Promoter and</b>							
1	<b>Indian</b>							
(a)	Individuals/ Hindu Undivided Family							
		15	2817770	2811470	40.25	40.25	0	0.00
(b)	Central Government/ State Government(s)				0.00	0.00	0	0.00
(c)	Bodies Corporate	3	856300	856300	12.23	12.23	0	0.00
(d)	Financial Institutions/ Banks				0.00	0.00		0.00
(e)	Any Others(Specify)				0.00	0.00		0.00
(e-i)					0.00	0.00		0.00
(e-ii)					0.00	0.00		0.00
	<b>Sub Total(A)(1)</b>	<b>18</b>	<b>3674070</b>	<b>3667770</b>	<b>52.48</b>	<b>52.48</b>	<b>0</b>	<b>0.00</b>
2	<b>Foreign</b>							
a	Individuals (Non-Residents Individuals/ Foreign Individuals)				0.00	0.00	0	0.00
b	Bodies Corporate				0.00	0.00	0	0.00
c	Institutions				0.00	0.00	0	0.00
d	Any Others(Specify)				0.00	0.00	0	0.00
d-i					0.00	0.00	0	0.00
d-ii					0.00	0.00	0	0.00
	<b>Sub Total(A)(2)</b>	<b>0</b>	<b>0</b>	<b>0</b>	<b>0.00</b>	<b>0.00</b>	<b>0</b>	<b>0.00</b>
	<b>Total Shareholding of Promoter and</b>	<b>18</b>	<b>3674070</b>	<b>3667770</b>	<b>52.48</b>	<b>52.48</b>	<b>0</b>	<b>0.00</b>
(B)	<b>Public shareholding</b>							
1	<b>Institutions</b>							
(a)	Mutual Funds/ UTI	0	0	0	0.00	0.00	0	0.00
(b)	Financial Institutions/ Banks	2	100100	100100	1.43	1.43	0	0.00
(c)	Central Government/ State Government(s)				0.00	0.00	0	0.00
(d)	Venture Capital Funds	0	0	0	0.00	0.00	0	0.00
(e)	Insurance Companies	0	0	0	0.00	0.00	0	0.00
(f)	Foreign Institutional Investors	0	0	0	0.00	0.00	0	0.00
(g)	Foreign Venture Capital Investors	0	0	0	0.00	0.00	0	0.00
(h)	Any Other (specify)	0	0	0	0.00	0.00	0	0.00
(h-i)		0	0	0	0.00	0.00	0	0.00
(h-ii)		0	0	0	0.00	0.00	0	0.00
	<b>Sub-Total (B)(1)</b>	<b>2</b>	<b>100100</b>	<b>100100</b>	<b>1.43</b>	<b>1.43</b>	<b>0</b>	<b>0.00</b>





Statement Showing Shareholding Pattern								
Category code	Category of Shareholder	Table (I)(a)			Total shareholding as a percentage of total number of shares		Shares Pledged or otherwise encumbered	
		Number of Shareholders	Total number of shares	Number of shares held in dematerialized form	As a percentage of (A+B) <sup>1</sup>	As a percentage of (A+B+C)	Number of shares	As a percentage
(I)	(II)	(III)	(IV)	(V)	(VI)	(VII)	(VIII)	(IX) = (VIII)/(IV)*100
<b>B 2</b>	<b>Non-institutions</b>							
(a)	Bodies Corporate	117	388270	279370	5.55	5.55	0	0.00
(b)	Individuals				0.00	0.00		
I	Individuals -i. Individual shareholders holding nominal share capital up to Rs 1 lakh	6708	2257887	1567275	32.25	32.25	0	0.00
II	ii. Individual shareholders holding nominal share capital in excess of Rs. 1 lakh.	30	579607	566607	8.28	8.28	0	0.00
(c)	Any Other (specify) Clearingmem	2	466	466	0.01	0.01	0	0.00
(c-i)					0.00	0.00		
(c-ii)					0.00	0.00		
	<b>Sub-Total (B)(2)</b>	<b>6857</b>	<b>3226230</b>	<b>2413718</b>	<b>46.09</b>	<b>46.09</b>	<b>0</b>	<b>0.00</b>
<b>(B)</b>	<b>Total Public Shareholding (B)= (B)(I)+(B)(2)</b>	<b>6859</b>	<b>3326330</b>	<b>2513818</b>	<b>47.52</b>	<b>47.52</b>	<b>0</b>	<b>0.00</b>
	<b>TOTAL (A)+(B)</b>	<b>6877</b>	<b>7000400</b>	<b>6181588</b>	<b>100.00</b>	<b>100.00</b>	<b>0</b>	<b>0.00</b>
<b>(C)</b>	<b>Shares held by Custodians and against which Depository Receipts have been issued</b>							
1	Promoter and Promoter Group					0.00	0	0.00
2	Public					0.00	0	0.00
	<b>Sub-Total (C)</b>	<b>0</b>	<b>0</b>	<b>0</b>		<b>0</b>	<b>0</b>	<b>0</b>
	<b>GRAND TOTAL (A)+(B)+(C)</b>	<b>6877</b>	<b>7000400</b>	<b>6181588</b>	<b>100.00</b>	<b>100.00</b>	<b>0</b>	<b>0.00</b>

