

ALOK INDUSTRIES LIMITED

Peninsula Business Park, Tower B, 2nd & 3rd Floor, Ganpatrao Kadam Marg, Lower Parel,
18 April 2014 Mumbai - 400 013. Tel.: 91 22 6178 7000 Fax : 91 22 6178 7118



BSE Limited.
Listing Department,
P.J. Towers, Dalal Street,
Mumbai- 400 001.

Dear Sirs,

Pursuant to clause 35 of the Listing Agreement, we are sending herewith shareholding pattern as of 31st March 2014 for your information and record.

Kindly acknowledge receipt of the same.

Thanking you,

Yours truly,

AUTHORISED SIGNATORY

Encl: a/a




ISO 9001:2000
Certified Company

Regd. Off.: 17/5/1, 521/1, Village Rakholi / Saily, Silvassa, Union Territory of Dadra and Nagar Haveli - 396 230.


Visit us at : www.alokind.com

Name of the Company:		ALOK INDUSTRIES LIMITED	
Scrip Code, Name of the scrip, class of security:		BSE Code: 521070; NSE Name: ALOKTEXTEQ, EQUITY	
Quarter ended:		31st March 2014	
Partly paid-up shares:-	No. of partly paid-up	As a % of total no. of partly paid-up shares	As a % of total no. of shares of the company
	Held by promoter/promoter group	0	0
Held by public	0	0	0
Total - D	0	0	0
Outstanding convertible securities:-	No. of outstanding	As a % of total no. of outstanding	As a % of total no. of shares of the company, assuming full
	Held by promoter/promoter group	0	0
Held by public	0	0	0
Total - E	0	0	0
Warrants:-	No. of warrants	As a % of total no. of warrants	of the company, assuming full conversion of warrants
	Held by promoter/promoter group	0	0
Held by public	0	0	0
Total - F	0	0	0
Total paid-up capital of the company, assuming full conversion of warrants and convertible securities		Rs.13771155950 (1377115595 equity shares)	

For Alok Industries Limited

K. H. Gopal
Executive Director & Secretary

Statement Showing Shareholding Pattern

Category of Shareholder code	Category of Shareholder	Table (I)(a)				Total shareholding as a percentage of total number of shares			Shares Pledged or otherwise encumbered
		Number of Shareholders	Total number of shares	Number of shares held in dematerialized form	As a percentage of (A+B) ¹ (VI)	As a percentage of (A+B+C) (VII)	Number of shares (VIII)	As a percentage (IX)=(VIII)/(V)*100	
(I)	(II)	(III)	(IV)	(V)	(VI)	(VII)	(VIII)	(IX)	
(A)	Shareholding of Promoter and Promoter Group ²								
1	Indian								
(a)	Individuals/ Hindu Undivided Family	8	109591897	109591897	7.96	7.96	107742437	98.31	
(b)	Central Government/ State Government(s)	0	0	0	0.00	0.00	0	0.00	
(c)	Bodies Corporate	2	404942301	404942301	29.41	29.41	403903822	99.74	
(d)	Financial Institutions/ Banks	0	0	0	0.00	0.00	0	0.00	
(e)	Trusts	2	19459382	19459382	1.41	1.41	19459382	100.00	
	Sub Total(A)(1)	12	533993580	533993580	38.78	38.78	531105441	99.46	
2	Foreign								
a	Individuals (Non-Residents Individuals/ Foreign Individuals)	0	0	0	0.00	0.00	0	0.00	
b	Bodies Corporate	0	0	0	0.00	0.00	0	0.00	
c	Institutions	0	0	0	0.00	0.00	0	0.00	
d	Any Others(Specify)	0	0	0	0.00	0.00	0	0.00	
	Sub Total(A)(2)	0	0	0	0.00	0.00	0	0.00	
	Total Shareholding of Promoter and Promoter Group (A)=(A)(1)+(A)(2)	12	533993580	533993580	38.78	38.78	531105441	99.46	
(B)	Public shareholding								
1	Institutions								
(a)	Mutual Funds/UTI	2	16638	16438	0.00	0.00	0	0.00	
(b)	Financial Institutions/ Banks	16	127627830	127627730	9.27	9.27	0	0.00	
(c)	Central Government/ State Government(s)	0	0	0	0.00	0.00	0	0.00	
(d)	Venture Capital Funds	0	0	0	0.00	0.00	0	0.00	
(e)	Insurance Companies	0	0	0	0.00	0.00	0	0.00	
(f)	Foreign Institutional Investors	53	60919158	58919158	4.42	4.42	0	0.00	
(g)	Foreign Venture Capital Investors	0	0	0	0.00	0.00	0	0.00	
(h)	Any Other (specify)	0	0	0	0.00	0.00	0	0.00	
	Sub-Total (B)(1)	71	188563626	186563326	13.69	13.69	0	0.00	
B 2	Non-institutions								
(a)	Bodies Corporate	1733	201720005	201000605	14.65	14.65	0	0.00	
(b)	Individuals								
I	i. Individual shareholders holding nominal share capital up to Rs 1 lakh	200048	159822991	158828622	11.61	11.61	0	0.00	
II	ii. Individual shareholders holding nominal share capital in excess of Rs. 1 lakh.	4409	267840971	261970775	19.45	19.45	0	0.00	
(c)	Any Other								
	Clearing Member	391	7742702	7742702	0.56	0.56	0	0.00	
	Market Member	61	3679857	3679857	0.27	0.27	0	0.00	
	Non Resident Indians (Repat)	1251	11494505	11471305	0.83	0.83	0	0.00	
	Non Resident Indians (Non Repat)	288	2238983	2238983	0.16	0.16	0	0.00	
	Foreign Companies	0	0	0	0.00	0.00	0	0.00	
	Overseas Bodies Corporates	2	4800	4800	0.00	0.00	0	0.00	
	Trusts	7	13575	13575	0.00	0.00	0	0.00	
	Sub-Total (B)(2)	208190	654558389	646951224	47.53	47.53	0	0.00	
(B)	Total Public Shareholding (B)=(B)(1)+(B)(2)	208261	843122015	833514550	61.22	61.22	0	0.00	
	TOTAL (A)+(B)	208273	1377115595	1367508130	100.00	100.00	0	0.00	
(C)	Shares held by Custodians and against which Depository Receipts have been issued								
1	Promoter and Promoter Group	0	0	0	0.00	0.00	0	0.00	
2	Public	0	0	0	0.00	0.00	0	0.00	
	GRAND TOTAL (A)+(B)+(C)	208273	1377115595	1367508130	100.00	100.00	0	0.00	


 K. H. Gupta
 Executive Director & Secretary
 For Alok Industries Limited

(f)(b) Statement showing holding of securities (including shares, warrants, convertible securities) of persons belonging to the category "Promoter and Promoter Group"

Sr. No.	Name of the shareholder	Details of Shares held		Encumbered shares (*)			Details of warrants			Details of convertible securities		Total shares (including underlying shares assuming full conversion of warrants and convertible securities) as a % of diluted share capital
		Number of shares held	As a % of grand total (A)+(B)+(C)	No.	(VII)=(V)/(III)*100	As a % of grand total (A)+(B)+(C) of sub-clause (I)(a)	Number of warrants held	As a % total number of warrants of the same class	Number of convertible securities held	As a % total number of convertible securities of the same class		
(i)	(ii)	(iii)	(iv)	(v)	(vi)	(vii)	(viii)	(ix)	(x)	(xi)	(xii)	
1	Ashok B. Jiwrajka	34009473	2.47	33784473	99.34	2.45	0	0.00	0	0.00	0.00	
2	Dilip B. Jiwrajka	34405471	2.50	34178421	99.34	2.48	0	0.00	0	0.00	0.00	
3	Surendra B. Jiwrajka	36339871	2.64	36114871	99.38	2.62	0	0.00	0	0.00	0.00	
4	Chandrakala A. Jiwrajka	859237	0.06	856676	99.70	0.06	0	0.00	0	0.00	0.00	
5	Pramila D. Jiwrajka	2061605	0.15	2059555	99.90	0.15	0	0.00	0	0.00	0.00	
6	Geeta S. Jiwrajka	748441	0.05	748441	100.00	0.05	0	0.00	0	0.00	0.00	
7	Vinod Jiwrajka	1163653	0.08	0	0.00	0.00	0	0.00	0	0.00	0.00	
8	Alok A. Jiwrajka	4166	0.00	0	0.00	0.00	0	0.00	0	0.00	0.00	
9	Dilip B. Jiwrajka, JI. Sumil O. Khandehval*	1900000	0.14	1900000	100.00	0.14	0	0.00	0	0.00	0.00	
10	Surendra B. Jiwrajka, JI. K H Gopal*	17559382	1.28	17559382	100.00	1.28	0	0.00	0	0.00	0.00	
11	Ashok Realtors Private Limited	1596320	0.12	1596320	100.00	0.12	0	0.00	0	0.00	0.00	
12	Alok Kmit Exports Private Limited**	403345981	29.29	402307302	99.74	29.21	0	0.00	0	0.00	0.00	
TOTAL		532993580	38.78	531105441	99.46	38.57	0	0.00	0	0.00	0	

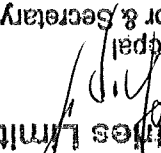
(*) The term "encumbrance" has the same meaning as assigned to it in regulation 28(3) of the SAST Regulations, 2011

* Trustee on behalf of Alok Benefit Trust

** Out of 403345981 shares held by AKEL, the beneficial owners of 844500 shares are Mr. Santosh Jiwrajka (28500 shares) and Mrs. Kiran Jiwrajka.(28500 shares) and Belisev Fashion Establishments (787500 shares)

(f)(c)(i) Statement showing holding of securities (including shares, warrants, convertible securities) of persons belonging to the category "Public" and holding more than 1% of the total number of shares

Sr. No.	Name of the shareholder	Number of shares held	Shares as a percentage of total number of shares (i.e., Grand Total (A)+(B)+(C) indicated in Statement at para (f)(a) above)	Details of warrants		Details of convertible securities		Total shares (including underlying shares assuming full conversion of warrants and convertible securities) as a % of diluted share capital
				Number of warrants held	As a % total number of warrants of the same class	Number of convertible securities held	% w.r.t total number of convertible securities of the same class	
1	Arum Investments Private Limited	50000000	3.63	0	0.00	0	0.00	0.00
2	Axis Bank Limited	36755857	2.67	0	0.00	0	0.00	0.00
3	Life Insurance Corporation of India	35164136	2.55	0	0.00	0	0.00	0.00
4	IFCI Limited	21440823	1.56	0	0.00	0	0.00	0.00
5	IDBI Bank Limited	17888161	1.30	0	0.00	0	0.00	0.00
6	Goldemlife Financial Services Private Limited	13888560	1.01	0	0.00	0	0.00	0.00
TOTAL		175137337	12.72	0	0.00	0	0.00	0

For Alok Industries Limited

 K. H. Gopal
 Executive Director & Secretary

(I)(c)(ii) Statement showing holding of securities (including shares, warrants, convertible securities) of persons (together with PAC) belonging to the category "Public" and holding more than 5% of the total number of shares of the company

Sr. No.	Name(s) of the shareholder(s) and the Persons Acting in Concert (PAC) with them	Number of shares	Shares as a percentage of total number of shares {i.e., Grand Total (A)+(B)+(C) indicated in Statement at para (I)(a) above}	Details of warrants		Details of convertible securities		Total shares (including underlying shares assuming full conversion of warrants and convertible securities)
				Number of warrants	As a % total number of warrants of the same class	Number of convertible securities held	% w.r.t total number of convertible securities of the same class	
	Nil	Nil	Nil	Nil	Nil	Nil	Nil	Nil
TOTAL		Nil	Nil	0	Nil	0	Nil	0

(I)(d) Statement showing details of locked-in shares

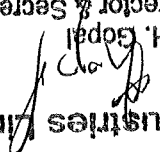
Sr. No.	Name of the shareholder	Number of locked-in shares	Locked-in shares as a percentage of total number of shares {i.e., Grand Total (A)+(B)+(C) indicated in Statement at para (I)(a) above}
1	Alok Knit Exports Private Limited	16000000	1.16
	Nil	Nil	Nil
TOTAL		16000000	1.16

(II)(a) Statement showing details of Depository Receipts (DRs)

Sr. No.	Type of outstanding DR (ADRs, GDRs, SDRs, etc.)	Number of outstanding DRs	Number of shares underlying outstanding DRs	Shares underlying outstanding DRs as a percentage of total number of shares {i.e., Grand Total (A)+(B)+(C) indicated in Statement at para (I)(a) above}
	Nil	Nil	Nil	Nil
TOTAL		Nil	Nil	Nil

(II)(b) Statement showing holding of Depository Receipts (DRs), where underlying shares held by "promoter/promoter group" are in excess of 1% of the total number of shares

Sr. No.	Name of the DR Holder	Type of outstanding DR (ADRs, GDRs, SDRs, etc.)	Number of shares underlying outstanding DRs	Shares underlying outstanding DRs as a percentage of total number of shares {i.e., Grand Total (A)+(B)+(C) indicated in Statement at para (I)(a) above}
		Nil	Nil	Nil
TOTAL		Nil	Nil	Nil


 For Alok Industries Limited
 Executive Director & Secretary