

**Statement Showing Shareholding Pattern**

**Table (I)(a)**

**Name of the Company: ALLSOFT CORPORATION LIMITED**

**Quarter ended: 31st March, 2014**


Category code	Category of Shareholder	Number of Shareholders	Total number of shares	Number of shares held in dematerialized form	Total shareholding as a percentage of total number of shares		Shares Pledged or otherwise encumbered	
					As a percentage of (A+B) <sup>1</sup>	As a percentage of (A+B+C)	Number of shares	As a percentage (IX)= (VIII)/(IV)*100
(I)	(II)	(III)	(IV)	(V)	(VI)	(VII)	(VIII)	(IX)
<b>(A)</b>	<b>Shareholding of Promoter and Promoter Group<sup>2</sup></b>							
<b>1</b>	<b>Indian</b>							
(a)	Individuals/ Hindu Undivided Family	141	1542800	266500	15.05	15.05	0	0.00
(b)	Central Government/ State Government(s)				0.00	0.00		0.00
(c)	Bodies Corporate	2	80000	0	0.78	0.78	0	0.00
(d)	Financial Institutions/ Banks				0.00	0.00		0.00
(e)	Any Others(Specify)				0.00	0.00		0.00
(e-i)					0.00	0.00		0.00
(e-ii)					0.00	0.00		0.00
	<b>Sub Total(A)(1)</b>	<b>143</b>	<b>1622800</b>	<b>266500</b>	<b>15.83</b>	<b>15.83</b>	<b>0</b>	<b>0.00</b>
<b>2</b>	<b>Foreign</b>							
a	Individuals (Non-Residents Individuals/ Foreign Individuals)				0.00	0.00		0.00
b	Bodies Corporate				0.00	0.00		0.00
c	Institutions				0.00	0.00		0.00
d	Any Others(Specify)				0.00	0.00		0.00
d-i					0.00	0.00		0.00
d-ii					0.00	0.00		0.00
	<b>Sub Total(A)(2)</b>	<b>0</b>	<b>0</b>	<b>0</b>	<b>0.00</b>	<b>0.00</b>	<b>0</b>	<b>0.00</b>
	<b>Total Shareholding of Promoter and Promoter Group (A)= (A)(1)+(A)(2)</b>	<b>143</b>	<b>1622800</b>	<b>266500</b>	<b>15.83</b>	<b>15.83</b>	<b>0</b>	<b>0.00</b>
<b>(B)</b>	<b>Public shareholding</b>							
<b>1</b>	<b>Institutions</b>							
(a)	Mutual Funds/ UTI	0	0	0	0.00	0.00		
(b)	Financial Institutions/ Banks	0	0	0	0.00	0.00		
(c)	Central Government/ State Government(s)				0.00	0.00		
(d)	Venture Capital Funds				0.00	0.00		
(e)	Insurance Companies				0.00	0.00		
(f)	Foreign Institutional Investors	0	0	0	0.00	0.00		
(g)	Foreign Venture Capital Investors				0.00	0.00		
(h)	Any Other (specify)				0.00	0.00		
(h-i)					0.00	0.00		
(h-ii)					0.00	0.00		
	<b>Sub-Total (B)(1)</b>	<b>0</b>	<b>0</b>	<b>0</b>	<b>0.00</b>	<b>0.00</b>		
<b>B 2</b>	<b>Non-institutions</b>							
(a)	Bodies Corporate	25	1533240	1047740	14.95	14.95		
(b)	Individuals				0.00	0.00		
<b>I</b>	<b>Individuals - i. Individual shareholders holding nominal share capital up to Rs 1 lakh</b>	1207	1994253	1008973	19.45	19.45		
<b>II</b>	<b>ii. Individual shareholders holding nominal share capital in excess of Rs. 1 lakh.</b>	77	5099857	1982237	49.74	49.74		
(c)	Any Other (NR/IS)	2	3600	3600	0.04	0.04		
(c-i)		0	0	0	0.00	0.00		
(c-ii)					0.00	0.00		
	<b>Sub-Total (B)(2)</b>	<b>1311</b>	<b>8630950</b>	<b>4042550</b>	<b>84.17</b>	<b>84.17</b>		
<b>(B)</b>	<b>Total Public Shareholding (B)= (B)(1)+(B)(2)</b>	<b>1311</b>	<b>8630950</b>	<b>4042550</b>	<b>84.17</b>	<b>84.17</b>		
	<b>TOTAL (A)+(B)</b>	<b>1454</b>	<b>10253750</b>	<b>4309050</b>	<b>100.00</b>	<b>100.00</b>		
<b>(C)</b>	<b>Shares held by Custodians and against which Depository Receipts have been issued</b>							
<b>1</b>	<b>Promoter and Promoter Group</b>					0.00		0.00
<b>2</b>	<b>Public</b>					0.00		0.00
	<b>Sub-Total (C)</b>	<b>0</b>	<b>0</b>	<b>0</b>		<b>0.00</b>	<b>0</b>	<b>0.00</b>
	<b>GRAND TOTAL (A)+(B)+(C)</b>	<b>1454</b>	<b>10253750</b>	<b>4309050</b>		<b>100.00</b>	<b>0</b>	<b>0.00</b>

**// CERTIFIED TRUE COPY //**  
**For Allsoft Corporation Limited**

*[Signature]*  
**Managing Director**


Introductory sub-table (I)(a)

<b>Name of the Company: ALLSOFT CORPORATION LIMITED</b>			
<b>Scrip Code, Name of the scrip, class of security: 532327, ALLSOFT, EQUITY</b>			
<b>Quarter ended: 31st March, 2014</b>			
<b>Partly paid-up shares:-</b>	<b>No. of partly paid-up shares</b>	<b>As a % of total no. of partly paid-up shares</b>	<b>As a % of total no. of shares of the company</b>
Held by promoter/promoter group	0	0	0
Held by public	0	0	0
<b>Total - D</b>	<b>0</b>	<b>0</b>	<b>0</b>
<b>Outstanding convertible securities:-</b>	<b>No. of outstanding securities</b>	<b>As a % of total no. of outstanding convertible securities</b>	<b>As a % of total no. of shares of the company, assuming full conversion of the convertible securities</b>
Held by promoter/promoter group	0	0	0
Held by public	0	0	0
<b>Total - E</b>	<b>0</b>	<b>0</b>	<b>0</b>
<b>Warrants:-</b>	<b>No. of warrants</b>	<b>As a % of total no. of warrants</b>	<b>As a % of total no. of shares of the company, assuming full conversion of warrants</b>
Held by promoter/promoter group	0	0	0
Held by public	0	0	0
<b>Total - F</b>	<b>0</b>	<b>0</b>	<b>0</b>
<b>Total paid-up capital of the company, assuming full conversion of warrants and convertible securities (Grand Total (A+B+C)+ D+E+F )</b>		<b>10253750</b>	<b>100</b>




(1)(b) Statement showing holding of securities (including shares, warrants, convertible securities) of persons belonging to the category "Promoter and Promoter Group" as on 31st March, 2014

Sr. No.	Name of the shareholder	Total shares held		Shares pledged or otherwise encumbered			Details of warrants		Details of convertible securities		Total shares (including underlying shares assuming full conversion of warrants and convertible securities) as a % of diluted share capital
		Number of shares	As a % of grand total (A)+(B)+(C)	Number	As a percentage	As a % of grand total (A)+(B)+(C) of sub-clause (1)(a)	Number of warrants held	As a % total number of warrants of the same class	Number of convertible securities held	As a % total number of convertible securities of the same class	
(I)	(II)	(III)	(IV)	(V)	(VI)=(V)/(III)*100	(VII)	(VIII)	(IX)	(X)	(XI)	(XII)
1	KOMARAJAH MALKA	200000	1.95	0	0.00	0.00	0	0.00	0	0.00	1.95
2	T S KOHLI	191800	1.87	0	0.00	0.00	0	0.00	0	0.00	1.87
3	PREETHI SANGHANI	133450	1.30	0	0.00	0.00	0	0.00	0	0.00	1.30
4	G S KOHLI	122000	1.19	0	0.00	0.00	0	0.00	0	0.00	1.19
5	T S KOHLI	122000	1.19	0	0.00	0.00	0	0.00	0	0.00	1.19
6	A.V.SRINIVAS RAO	118700	1.16	0	0.00	0.00	0	0.00	0	0.00	1.16
7	RESHMIKANT PATEL	58800	0.57	0	0.00	0.00	0	0.00	0	0.00	0.57
8	AVATAR S KOHLI	54500	0.53	0	0.00	0.00	0	0.00	0	0.00	0.53
9	V.V.CIRCUITS LIMITED	50000	0.49	0	0.00	0.00	0	0.00	0	0.00	0.49
10	SUBASH AKULA	36500	0.36	0	0.00	0.00	0	0.00	0	0.00	0.36
11	S.E.SHYAM SUNDER	30000	0.29	0	0.00	0.00	0	0.00	0	0.00	0.29
12	NAVAKETAN CON LIMITED	30000	0.29	0	0.00	0.00	0	0.00	0	0.00	0.29
13	MALKA KOMARAJAH	30000	0.29	0	0.00	0.00	0	0.00	0	0.00	0.29
14	D NAGESWARA RAO	20000	0.20	0	0.00	0.00	0	0.00	0	0.00	0.20
15	A SUBHASH	13500	0.13	0	0.00	0.00	0	0.00	0	0.00	0.13
16	S.S.REDDY	12800	0.12	0	0.00	0.00	0	0.00	0	0.00	0.12
17	J H PATEL	11000	0.11	0	0.00	0.00	0	0.00	0	0.00	0.11
18	S LAVANYA	10000	0.10	0	0.00	0.00	0	0.00	0	0.00	0.10
19	S VIJAYA MOHAN	10000	0.10	0	0.00	0.00	0	0.00	0	0.00	0.10
20	GAGANDEEP KOHLI	9500	0.09	0	0.00	0.00	0	0.00	0	0.00	0.09
21	B CHANDRA MOULI	7500	0.07	0	0.00	0.00	0	0.00	0	0.00	0.07
22	S.N.JAYA SARALA	7000	0.07	0	0.00	0.00	0	0.00	0	0.00	0.07
23	D NAGESHWAR RAO	6000	0.06	0	0.00	0.00	0	0.00	0	0.00	0.06
24	SURENDER K KOHLI	6000	0.06	0	0.00	0.00	0	0.00	0	0.00	0.06
25	K MARUDHAVATI	5900	0.06	0	0.00	0.00	0	0.00	0	0.00	0.06
26	R.K.MOHAN	5000	0.05	0	0.00	0.00	0	0.00	0	0.00	0.05
27	RAMESH KODIMELA	5000	0.05	0	0.00	0.00	0	0.00	0	0.00	0.05
28	S RAJASEKHAR	5000	0.05	0	0.00	0.00	0	0.00	0	0.00	0.05
29	SUDHAKAR RAO	4550	0.04	0	0.00	0.00	0	0.00	0	0.00	0.04
30	A P RAO	4500	0.04	0	0.00	0.00	0	0.00	0	0.00	0.04
31	P MANOHAR	4500	0.04	0	0.00	0.00	0	0.00	0	0.00	0.04
32	G RAMAKRISHNA	4500	0.04	0	0.00	0.00	0	0.00	0	0.00	0.04
33	V V R SUDERSHAN	4500	0.04	0	0.00	0.00	0	0.00	0	0.00	0.04
34	K SUBBA RAO	4500	0.04	0	0.00	0.00	0	0.00	0	0.00	0.04
35	K SATYAM	4500	0.04	0	0.00	0.00	0	0.00	0	0.00	0.04
36	SANVEET SINGH KOHLI	4500	0.04	0	0.00	0.00	0	0.00	0	0.00	0.04
37	V P GOYAL	4500	0.04	0	0.00	0.00	0	0.00	0	0.00	0.04
38	P RANJIT KUMAR	4500	0.04	0	0.00	0.00	0	0.00	0	0.00	0.04
39	MANDEEP SINGH GADHI	4500	0.04	0	0.00	0.00	0	0.00	0	0.00	0.04
40	K PADMA	4500	0.04	0	0.00	0.00	0	0.00	0	0.00	0.04
41	M.SASEENDRA	4500	0.04	0	0.00	0.00	0	0.00	0	0.00	0.04
42	AJAY CHAUDHAN	4400	0.04	0	0.00	0.00	0	0.00	0	0.00	0.04
43	D RAMACHANDRAMMA	4000	0.04	0	0.00	0.00	0	0.00	0	0.00	0.04
44	K TAVINDER	4000	0.04	0	0.00	0.00	0	0.00	0	0.00	0.04
45	V BIKSHAPATHI	4000	0.04	0	0.00	0.00	0	0.00	0	0.00	0.04
46	HARI VALLABHA MEHTA	3900	0.04	0	0.00	0.00	0	0.00	0	0.00	0.04
47	S.SWARAJYA LAKSHMI	3500	0.03	0	0.00	0.00	0	0.00	0	0.00	0.03
48	C.N.JAYA BHARATHI	3500	0.03	0	0.00	0.00	0	0.00	0	0.00	0.03
49	M KOMARAJAH	3500	0.03	0	0.00	0.00	0	0.00	0	0.00	0.03
50	L.VENKATESWARA PADMA	3500	0.03	0	0.00	0.00	0	0.00	0	0.00	0.03
51	Y.KALYANI	3000	0.03	0	0.00	0.00	0	0.00	0	0.00	0.03
52	C.VIJAYALAKSHMI	3000	0.03	0	0.00	0.00	0	0.00	0	0.00	0.03
53	M RAJESHAM	3000	0.03	0	0.00	0.00	0	0.00	0	0.00	0.03
54	V.SARADA	3000	0.03	0	0.00	0.00	0	0.00	0	0.00	0.03
55	LAKSHMI NARAYANA GUPTA	3000	0.03	0	0.00	0.00	0	0.00	0	0.00	0.03
56	M S BHAVANI	2500	0.02	0	0.00	0.00	0	0.00	0	0.00	0.02
57	L.RAMESH PAJ	2500	0.02	0	0.00	0.00	0	0.00	0	0.00	0.02
58	K KAMARAJU	2500	0.02	0	0.00	0.00	0	0.00	0	0.00	0.02
59	M R SRINATH	2500	0.02	0	0.00	0.00	0	0.00	0	0.00	0.02
60	S D PRASAD RAO	2500	0.02	0	0.00	0.00	0	0.00	0	0.00	0.02
61	EVNG NAGA DEEPTI	2500	0.02	0	0.00	0.00	0	0.00	0	0.00	0.02
62	G RAVI KUMAR	2500	0.02	0	0.00	0.00	0	0.00	0	0.00	0.02
63	A R JAJA LAKSHMI	2500	0.02	0	0.00	0.00	0	0.00	0	0.00	0.02
64	V.SUMATHI	2500	0.02	0	0.00	0.00	0	0.00	0	0.00	0.02
65	L.V.SATYAVATHI	2500	0.02	0	0.00	0.00	0	0.00	0	0.00	0.02
66	S LAXMAIAH	2500	0.02	0	0.00	0.00	0	0.00	0	0.00	0.02




(1)(b) Statement showing holding of securities (including shares, warrants, convertible securities) of persons belonging to the category "Promoter and Promoter Group" as on 31st March, 2014

67	S POCHAJAH	2500	0.02	0	0.00	0.00	0	0.00	0	0.00	0.02
68	S SREE RAMULAU	2500	0.02	0	0.00	0.00	0	0.00	0	0.00	0.02
69	T ANJAJAH	2500	0.02	0	0.00	0.00	0	0.00	0	0.00	0.02
70	K SUGUNA DEVI	2500	0.02	0	0.00	0.00	0	0.00	0	0.00	0.02
71	R RAMASUBBU	2500	0.02	0	0.00	0.00	0	0.00	0	0.00	0.02
72	R UMA DEVI	2500	0.02	0	0.00	0.00	0	0.00	0	0.00	0.02
73	S RAJU	2500	0.02	0	0.00	0.00	0	0.00	0	0.00	0.02
74	S JANGAJAH	2500	0.02	0	0.00	0.00	0	0.00	0	0.00	0.02
75	K CHRISTAVANT RAO	2500	0.02	0	0.00	0.00	0	0.00	0	0.00	0.02
76	K CAROL	2500	0.02	0	0.00	0.00	0	0.00	0	0.00	0.02
77	B RAGHUNATH	2500	0.02	0	0.00	0.00	0	0.00	0	0.00	0.02
78	G S FRANKLIN	2500	0.02	0	0.00	0.00	0	0.00	0	0.00	0.02
79	K SOMAN	2500	0.02	0	0.00	0.00	0	0.00	0	0.00	0.02
80	K SIVIDHA	2500	0.02	0	0.00	0.00	0	0.00	0	0.00	0.02
81	K VENKATESH	2500	0.02	0	0.00	0.00	0	0.00	0	0.00	0.02
82	K VISHESH	2500	0.02	0	0.00	0.00	0	0.00	0	0.00	0.02
83	K RAJASEKHAR	2500	0.02	0	0.00	0.00	0	0.00	0	0.00	0.02
84	T SURYA PRAKASH	2500	0.02	0	0.00	0.00	0	0.00	0	0.00	0.02
85	PRAVEEN JAMVOLKAR	2500	0.02	0	0.00	0.00	0	0.00	0	0.00	0.02
86	N VS MURTHY	2500	0.02	0	0.00	0.00	0	0.00	0	0.00	0.02
87	M MADHUSUDHAN	2500	0.02	0	0.00	0.00	0	0.00	0	0.00	0.02
88	M MADHAVAN	2500	0.02	0	0.00	0.00	0	0.00	0	0.00	0.02
89	G KRISHNA PRABHU	2500	0.02	0	0.00	0.00	0	0.00	0	0.00	0.02
90	P VASANTHA KUMAR	2500	0.02	0	0.00	0.00	0	0.00	0	0.00	0.02
91	K HANUMANATHA RAO	2500	0.02	0	0.00	0.00	0	0.00	0	0.00	0.02
92	G SRIDHAR	2500	0.02	0	0.00	0.00	0	0.00	0	0.00	0.02
93	D RAMESH	2500	0.02	0	0.00	0.00	0	0.00	0	0.00	0.02
94	G S KAMALA	2500	0.02	0	0.00	0.00	0	0.00	0	0.00	0.02
95	M KRISHNA PRASAD	2500	0.02	0	0.00	0.00	0	0.00	0	0.00	0.02
96	D RAVI KUMAR	2500	0.02	0	0.00	0.00	0	0.00	0	0.00	0.02
97	ANIL THOMAS	2500	0.02	0	0.00	0.00	0	0.00	0	0.00	0.02
98	K VIMALA DEVI	2500	0.02	0	0.00	0.00	0	0.00	0	0.00	0.02
99	M NAGA LAKSHMI	2500	0.02	0	0.00	0.00	0	0.00	0	0.00	0.02
100	K AMRUTHA VALLI	2500	0.02	0	0.00	0.00	0	0.00	0	0.00	0.02
101	D SUGUNA	2500	0.02	0	0.00	0.00	0	0.00	0	0.00	0.02
102	S PITTEER	2500	0.02	0	0.00	0.00	0	0.00	0	0.00	0.02
103	K V RAMA RAO	2500	0.02	0	0.00	0.00	0	0.00	0	0.00	0.02
104	T D ANASUYA	2500	0.02	0	0.00	0.00	0	0.00	0	0.00	0.02
105	RAZIA BEGUM	2500	0.02	0	0.00	0.00	0	0.00	0	0.00	0.02
106	D SHILPA	2500	0.02	0	0.00	0.00	0	0.00	0	0.00	0.02
107	P VIMAL KUMAR	2500	0.02	0	0.00	0.00	0	0.00	0	0.00	0.02
108	M V APPA RAO	2500	0.02	0	0.00	0.00	0	0.00	0	0.00	0.02
109	S NAGARAJU	2500	0.02	0	0.00	0.00	0	0.00	0	0.00	0.02
110	Y S N MURTHY	2500	0.02	0	0.00	0.00	0	0.00	0	0.00	0.02
111	S.N.JAYA PRAKASH	2500	0.02	0	0.00	0.00	0	0.00	0	0.00	0.02
112	M.RAMAKRISHNA	2500	0.02	0	0.00	0.00	0	0.00	0	0.00	0.02
113	C.SATYANARAYANA	2500	0.02	0	0.00	0.00	0	0.00	0	0.00	0.02
114	LAKSHMI TULASI	2500	0.02	0	0.00	0.00	0	0.00	0	0.00	0.02
115	M JACOB	2500	0.02	0	0.00	0.00	0	0.00	0	0.00	0.02
116	S.SURENDER REDDY	2500	0.02	0	0.00	0.00	0	0.00	0	0.00	0.02
117	HINA BASHEER	2500	0.02	0	0.00	0.00	0	0.00	0	0.00	0.02
118	S VANI	2500	0.02	0	0.00	0.00	0	0.00	0	0.00	0.02
119	M RATNA KUMARI	2500	0.02	0	0.00	0.00	0	0.00	0	0.00	0.02
120	T CHANDRA SHEKAR	2500	0.02	0	0.00	0.00	0	0.00	0	0.00	0.02
121	D V N SARMA	2500	0.02	0	0.00	0.00	0	0.00	0	0.00	0.02
122	C.V.RAMANAJAH	2500	0.02	0	0.00	0.00	0	0.00	0	0.00	0.02
123	G SURESH	2500	0.02	0	0.00	0.00	0	0.00	0	0.00	0.02
124	L KRISHNAIAH	2500	0.02	0	0.00	0.00	0	0.00	0	0.00	0.02
125	M KUMAR RAO	2500	0.02	0	0.00	0.00	0	0.00	0	0.00	0.02
126	S RAGHUPATHI	2500	0.02	0	0.00	0.00	0	0.00	0	0.00	0.02
127	N KISTIAH	2500	0.02	0	0.00	0.00	0	0.00	0	0.00	0.02
128	U VARDA RAJA VIPLA	2400	0.02	0	0.00	0.00	0	0.00	0	0.00	0.02
129	RIZWANA YOUSUF	2400	0.02	0	0.00	0.00	0	0.00	0	0.00	0.02
130	S.VASUNDARA	2400	0.02	0	0.00	0.00	0	0.00	0	0.00	0.02
131	UMA JAYARAMAN	2400	0.02	0	0.00	0.00	0	0.00	0	0.00	0.02
132	ROSI REDDY	2400	0.02	0	0.00	0.00	0	0.00	0	0.00	0.02
133	M HARI KRISHNA	2400	0.02	0	0.00	0.00	0	0.00	0	0.00	0.02
134	K SITA RAMA RAO	2400	0.02	0	0.00	0.00	0	0.00	0	0.00	0.02
135	M.GANGI REDDY	2200	0.02	0	0.00	0.00	0	0.00	0	0.00	0.02
136	D.RAJ GOPAL	2000	0.02	0	0.00	0.00	0	0.00	0	0.00	0.02
137	B BHAL	1000	0.01	0	0.00	0.00	0	0.00	0	0.00	0.01
138	V UMA RANI	400	0.00	0	0.00	0.00	0	0.00	0	0.00	0.00
139	R ANANTHANARAYANA	300	0.00	0	0.00	0.00	0	0.00	0	0.00	0.00
140	T S G MURTHY	200	0.00	0	0.00	0.00	0	0.00	0	0.00	0.00
141	K NARESH KUMAR	100	0.00	0	0.00	0.00	0	0.00	0	0.00	0.00
142	V UMA DEVI	100	0.00	0	0.00	0.00	0	0.00	0	0.00	0.00
143	V SRINIVAS RAO	100	0.00	0	0.00	0.00	0	0.00	0	0.00	0.00
TOTAL		1622800	15.83	0	0.00	0.00	0	0.00	0	0.00	15.83




(I)(c)(i) Statement showing holding of securities (including shares, warrants, convertible securities) of persons belonging to the category "Public" and holding more than 1% of the total number of shares as on 31st March, 2014

Sr. No.	Name of the shareholder	Number of shares	Shares as a percentage of total number of shares (i.e., Grand Total (A)+(B)+(C) indicated in Statement at para (I)(a) above)	Detail of warrants		Details of convertible securities		Total shares (including unerlying shares assuming full conversion of warrants and convertible securities as a % of diluted share)
				Number of warrants held	As a % total number of warrants of the same class	Number of convertible securities held	% w.r.t total number of convertible securities of the same class	
1	SWARAJ INVESTMENTS PRIVATE	614999	6.00	0	0.00	0	0.00	6.00
2	MOULI INVESTMENTS PRIVATE	373800	3.65	0	0.00	0	0.00	3.65
3	SWARAJ INVESTMENTS P LTD	351500	3.43	0	0.00	0	0.00	3.43
4	VIJAYA ASSOCIATES	350000	3.41	0	0.00	0	0.00	3.41
5	BARLA ASSOCIATES	320000	3.12	0	0.00	0	0.00	3.12
6	TUKARAM ASSOCIATES	264100	2.58	0	0.00	0	0.00	2.58
7	DURGA ASSOCIATES	250000	2.44	0	0.00	0	0.00	2.44
8	M RAJU	200000	1.95	0	0.00	0	0.00	1.95
9	K L NARAYANA	200000	1.95	0	0.00	0	0.00	1.95
10	K B S RAJA REDDY	185040	1.80	0	0.00	0	0.00	1.80
11	PALLAVI MALKA	182701	1.78	0	0.00	0	0.00	1.78
12	A V MANOJ KUMAR	180000	1.76	0	0.00	0	0.00	1.76
13	K INNA REDDY	180000	1.76	0	0.00	0	0.00	1.76
14	RAJA BABU INUMULA	140000	1.37	0	0.00	0	0.00	1.37
15	MOULI INVESTMENTS PRIVATE LIMITED	134000	1.31	0	0.00	0	0.00	1.31
16	AKULA SUBHASH	120600	1.18	0	0.00	0	0.00	1.18
17	B RAJENDER	110700	1.08	0	0.00	0	0.00	1.08
18	MALLESHAM MALKA	109400	1.07	0	0.00	0	0.00	1.07
19	A RAJAMOULI	108000	1.05	0	0.00	0	0.00	1.05
20	JAGJIT SINGH ANAND	106100	1.03	0	0.00	0	0.00	1.03
<b>TOTAL</b>		<b>4480940</b>	<b>43.70</b>	<b>0</b>	<b>0.00</b>	<b>0</b>	<b>0.00</b>	<b>43.70</b>




(1)(c)(ii) Statement showing holding of securities (including shares, warrants, convertible securities) of persons (together with belonging to the category PAC) belonging to the category "Public" and holding more than 5% of the total number of shares as on 31st March, 2014

Sr. No.	Name of the shareholder	Number of shares	Shares as a percentage of total number of shares {i.e., Grand Total (A)+(B)+(C) indicated in Statement at para (1)(a) above}	Detail of warrants		Details of convertible securities		Total shares (including underlying shares assuming full conversion of warrants and convertible securities as a % of diluted share capital)
				Number of warrants held	As a % total number of warrants of the same class	Number of convertible securities held	% w.r.t total number of convertible securities of the same class	
1	SWARAJ INVESTMENTS PRIVATE LTD	614999	6.00	0	0.00	0	0.00	6.00
		0	0.00	0	0.00	0	0.00	0.00
			0.00		0.00		0.00	0.00
<b>TOTAL</b>		<b>614999</b>	<b>6.00</b>	<b>0</b>	<b>0.00</b>	<b>0</b>	<b>0.00</b>	<b>6.00</b>




(I)(d) Statement showing details of locked-in shares as on 31st March, 2014

Sr. No.	Name of the shareholder	Number of locked-in shares	Locked-in shares as a percentage of total number of shares (i.e., Grand Total (A)+(B)+(C) indicated in Statement at para (I)(a) above)
1		0	0.00
2		0	0.00
3	NILL	0	0.00
4		0	0.00
			0.00
			0.00
<b>TOTAL</b>		<b>0</b>	<b>0.00</b>



(II)(a) Statement showing details of Depository Receipts (DRs) as on 31st March, 2014


Sr. No.	Type of outstanding DR (ADRs, GDRs, SDRs, etc.)	Number of outstanding DRs	Number of shares underlying outstanding DRs	Shares underlying outstanding DRs as a percentage of total number of shares {i.e., Grand Total (A)+(B)+(C) indicated in Statement at para (I)(a) above}
1				0.00
2				0.00
3				0.00
4				0.00
5				0.00
6	NIL	NIL	0	0.00
7				0.00
8				0.00
9				0.00
				0.00
				0.00
<b>TOTAL</b>		<b>0</b>	<b>0</b>	<b>0.00</b>





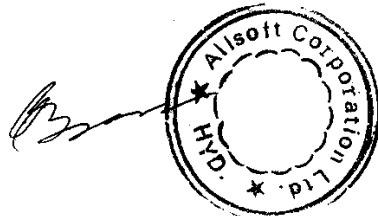
(II)(b) Statement showing holding of Depository Receipts (DRs), where underlying shares held by "promoter/promoter group" are in excess of 1% of the total number of shares as on 31st March, 2014

Sr. No.	Name of the DR Holder	Type of outstanding DR (ADRs, GDRs, SDRs, etc.)	Number of shares underlying outstanding DRs	Shares underlying outstanding DRs as a percentage of total number of shares (i.e., Grand Total (A)+(B)+(C) indicated in Statement at para (I)(a) above)
1				0.00
2				0.00
3				0.00
4				0.00
5				0.00
6	NIL	NIL	0	0.00
7				0.00
8				0.00
9				0.00
				0.00
				0.00
<b>TOTAL</b>			<b>0</b>	<b>0.00</b>

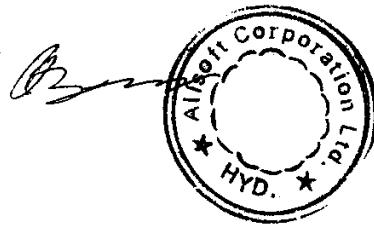


## Statement showing Individual Promoters Holdings as on 31-03-2014

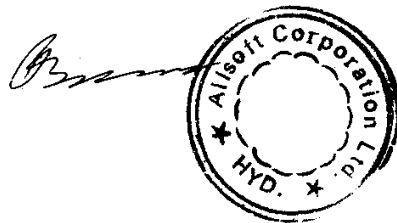
Serial No	Client Id/Folio	Name of ShareHolder	No. Of Shares	Held(%)
1	IN302902-41040504	KOMARAI AH MALKA	200000	1.950506%
2	ASL000182	T S KOHLI	191600	1.868585%
3	ASL000035	PREETHI SANGHANI	133450	1.301475%
4	ASL000041	T S KOHLI	122000	1.189809%
5	ASL002003	G S KOHLI	122000	1.189809%
6	ASL003187	A.V.SRINIVAS RAO	118700	1.157625%
7	ASL000184	RESHMIKANT PATEL	58800	0.573449%
8	ASL000181	AVATAR S KOHLI	54500	0.531513%
9	1203910000007416	SUBASH AKULA	36500	0.355967%
10	1201350000008049	MALKA KOMARAI AH	30000	0.292576%
11	ASL003133	S.E.SHYAM SUNDER	30000	0.292576%
12	ASL000185	D NAGESWARA RAO	20000	0.195051%
13	ASL002026	A SUBHASH	13500	0.131659%
14	ASL000203	S.S.REDDY	12800	0.124832%
15	ASL003130	J H PATEL	11000	0.107278%
16	ASL003149	S VIJAYA MOHAN	10000	0.097525%
17	ASL003148	S LAVANYA	10000	0.097525%
18	ASL000044	GAGANDEEP KOHLI	9500	0.092649%
19	ASL002016	B CHANDRA MOULI	7500	0.073144%
20	ASL000212	S.N.JAYA SARALA	7000	0.068268%
21	ASL000037	SURENDER K KOHLI	6000	0.058515%
22	ASL000123	D NAGESHWAR RAO	6000	0.058515%
23	ASL000053	K MARUDHAVATI	5900	0.057540%
24	ASL000131	S RAJASEKHAR	5000	0.048763%
25	ASL000132	RAMESH KODIMELA	5000	0.048763%
26	ASL000204	R.K.MOHAN	5000	0.048763%
27	ASL000176	SUDHAKAR RAO	4550	0.044374%
28	ASL000232	SANVEET SINGH KOHLI	4500	0.043886%
29	ASL000175	V P GOYAL	4500	0.043886%
30	ASL000173	A P RAO	4500	0.043886%
31	ASL000171	P MANOHAR	4500	0.043886%
32	ASL000169	G RAMAKRISHNA	4500	0.043886%
33	ASL000166	V V R SUDERSHAN	4500	0.043886%
34	ASL000164	K SUBBA RAO	4500	0.043886%
35	ASL000163	K SATYAM	4500	0.043886%
36	ASL000162	K PADMA	4500	0.043886%
37	ASL000161	M.SASEENDRA	4500	0.043886%
38	ASL000155	P RANJIT KUMAR	4500	0.043886%
39	ASL000224	MANDEEP SINGH GADHI	4500	0.043886%
40	ASL002015	AJAY CHAUHAN	4400	0.042911%



41	ASL000124	D RAMACHANDRAMMA	4000	0.039010%
42	ASL000040	K TAVINDER	4000	0.039010%
43	ASL020005	V BIKSHAPATHI	4000	0.039010%
44	ASL000217	HARI VALLABHA MEHTA	3900	0.038035%
45	ASL000208	S.SWARAJYA LAKSHMI	3500	0.034134%
46	ASL000213	L.VENKATESWARA PADMA	3500	0.034134%
47	ASL000094	M KOMARAI AH	3500	0.034134%
48	ASL000211	C.N.JAYA BHARATHI	3500	0.034134%
49	ASL000207	Y.KALYANI	3000	0.029258%
50	ASL000231	V SARADA	3000	0.029258%
51	ASL000236	LAKSHMI NARAYANA GUPTA	3000	0.029258%
52	ASL000205	C.VIJAYALAKSHMI	3000	0.029258%
53	ASL002018	M RAJESHAM	3000	0.029258%
54	ASL000125	R RAMASUBBU	2500	0.024381%
55	ASL000126	R UMA DEVI	2500	0.024381%
56	ASL000127	M S BHAVANI	2500	0.024381%
57	ASL000128	L RAMESH PAI	2500	0.024381%
58	ASL000129	K KAMARAJU	2500	0.024381%
59	ASL000130	M R SRINATH	2500	0.024381%
60	ASL000109	S D PRASAD RAO	2500	0.024381%
61	ASL000051	EVNG NAGA DEEPTI	2500	0.024381%
62	ASL000133	G RAVI KUMAR	2500	0.024381%
63	ASL000134	A R JAJA LAKSHMI	2500	0.024381%
64	ASL000135	V SUMATHI	2500	0.024381%
65	ASL000110	L V SATYAVATHI	2500	0.024381%
66	ASL000137	S LAXMAIAH	2500	0.024381%
67	ASL000138	S POCHAJIAH	2500	0.024381%
68	ASL000139	S SREE RAMULAU	2500	0.024381%
69	ASL000140	T ANJAJIAH	2500	0.024381%
70	ASL000141	M KUMAR RAO	2500	0.024381%
71	ASL000107	K SUGUNA DEVI	2500	0.024381%
72	ASL000143	S RAGHUPATHI	2500	0.024381%
73	ASL000144	S RAJU	2500	0.024381%
74	ASL000145	S JANGAJIAH	2500	0.024381%
75	ASL000146	K CHRISTAVANT RAO	2500	0.024381%
76	ASL000147	K CAROL	2500	0.024381%
77	ASL000148	B RAGHUNATH	2500	0.024381%
78	ASL000149	G S FRANKLIN	2500	0.024381%
79	ASL000150	K SOMAN	2500	0.024381%
80	ASL000151	K SUVIDHA	2500	0.024381%
81	ASL000152	K VENKATESH	2500	0.024381%
82	ASL000153	K VISHESH	2500	0.024381%
83	ASL000118	K RAJASEKHAR	2500	0.024381%




84	ASL000113	T SURYA PRAKASH	2500	0.024381%
85	ASL000156	PRAVEEN JAMVOLKAR	2500	0.024381%
86	ASL000157	N VS MURTHY	2500	0.024381%
87	ASL000158	M MADHUSUDHAN	2500	0.024381%
88	ASL000067	M MADHAVAN	2500	0.024381%
89	ASL000071	G KRISHNA PRABHU	2500	0.024381%
90	ASL000104	P VASANTHA KUMAR	2500	0.024381%
91	ASL000103	K HANUMANTHA RAO	2500	0.024381%
92	ASL000100	G SRIDHAR	2500	0.024381%
93	ASL000099	D RAMESH	2500	0.024381%
94	ASL000072	G S KAMALA	2500	0.024381%
95	ASL000098	M KRISHNA PRASAD	2500	0.024381%
96	ASL000097	D RAVI KUMAR	2500	0.024381%
97	ASL000117	ANIL THOMAS	2500	0.024381%
98	ASL000093	K VIMALA DEVI	2500	0.024381%
99	ASL000122	M NAGA LAKSHMI	2500	0.024381%
100	ASL000087	K AMRUTHA VALLI	2500	0.024381%
101	ASL000177	D SUGUNA	2500	0.024381%
102	ASL000179	S PITTER	2500	0.024381%
103	ASL000085	K V RAMA RAO	2500	0.024381%
104	ASL000084	T D ANASUYA	2500	0.024381%
105	ASL000075	RAZIA BEGUM	2500	0.024381%
106	ASL000082	D SHILPA	2500	0.024381%
107	ASL000186	P.VIMAL KUMAR	2500	0.024381%
108	ASL000121	M V APPA RAO	2500	0.024381%
109	ASL000189	S.NAGARAJU	2500	0.024381%
110	ASL000221	Y S N MURTHY	2500	0.024381%
111	ASL000191	S.N.JAYA PRAKASH	2500	0.024381%
112	ASL000192	M.RAMAKRISHNA	2500	0.024381%
113	ASL000194	C.SATYANARAYANA	2500	0.024381%
114	ASL000195	LAKSHMI TULASI	2500	0.024381%
115	ASL000116	M JACOB	2500	0.024381%
116	ASL000199	S.SURENDER REDDY	2500	0.024381%
117	ASL000081	HINA BASHEER	2500	0.024381%
118	ASL000078	S VANI	2500	0.024381%
119	ASL000106	M RATNA KUMARI	2500	0.024381%
120	ASL000119	T CHANDRA SHEKAR	2500	0.024381%
121	ASL000115	D V N SARMA	2500	0.024381%
122	ASL000154	C.V.RAMANAI AH	2500	0.024381%
123	ASL000077	G SURESH	2500	0.024381%
124	ASL000114	L KRISHNAIAH	2500	0.024381%
125	ASL000142	N KISTIAH	2500	0.024381%
126	ASL000190	M HARI KRISHNA	2400	0.023406%



ISIN : INE347B01015

Name of the Company : ALLSOFT CORPORATION LIMITED

127	ASL000108	U VARDA RAJA VIPLA	2400	0.023406%
128	ASL000188	S.VASUNDARA	2400	0.023406%
129	ASL000083	RIZWANA YOUSUF	2400	0.023406%
130	ASL000092	K SITA RAMA RAO	2400	0.023406%
131	ASL000136	UMA JAYARAMAN	2400	0.023406%
132	ASL000198	ROSI REDDY	2400	0.023406%
133	ASL000165	M.GANGI REDDY	2200	0.021456%
134	ASL000160	D RAJ GOPAL	2000	0.019505%
135	ASL000159	B BHAL	1000	0.009753%
136	ASL000003	V UMA RANI	400	0.003901%
137	ASL000045	R ANANTHANARAYANA	300	0.002926%
138	ASL000033	T S G MURTHY	200	0.001951%
139	ASL000002	V SRINIVAS RAO	100	0.000975%
140	ASL000005	V UMA DEVI	100	0.000975%
141	ASL000076	K NARESH KUMAR	100	0.000975%
		TOTAL	1542800	15.046179%




ISIN : INE347B01015

Name of the Company : ALLSOFT CORPORATION LIMITED

Statement showing Non Resident Indian(NRI) Holdings as on 31-03-2014

Serial No	Client Id/Folio	Name of ShareHolder	No. Of Shares	Held(%)
1	IN302679-30345612	ABDUL WAHAB AHMED PARKAR	3000	0.029258%
2	IN300476-10263728	ZUZER MERCHANT	600	0.005852%
		TOTAL	3600	0.035110%




ISIN : INE347B01015

Name of the Company : ALLSOFT CORPORATION LIMITED

Statement showing Promoters (Body Corporate) Holdings as on 31-03-2014

Serial No	Client Id/Folio	Name of ShareHolder	No. Of Shares	Held(%)
1	ASL000090	V.V.CIRCUITS LIMITED	50000	0.487626%
2	ASL000039	NAVAKETAN CON LIMITED	30000	0.292576%
		TOTAL	80000	0.780202%




ISIN : INE347B01015

Name of the Company : ALLSOFT CORPORATION LIMITED

## TOP 50 List Of ShareHolders of Individual Categories As On 31-03-2014 NSDL CDSL PHYSICAL

Serial No	Client Id/Folio	Name of ShareHolder	No. Of Shares	Held(%)
1	ASL020501	VIJAYA ASSOCIATES	350000	3.413385%
2	ASL020502	BARLA ASSOCIATES	320000	3.120809%
3	ASL020499	TUKARAM ASSOCIATES	264100	2.575643%
4	ASL020500	DURGA ASSOCIATES	250000	2.438132%
5	ASL020497	M RAJU	200000	1.950506%
6	ASL020498	K L NARAYANA	200000	1.950506%
7	ASL020496	K B S RAJA REDDY	185040	1.804608%
8	IN302902-41040493	PALLAVI MALKA	182701	1.781797%
9	ASL020490	K INNA REDDY	180000	1.755455%
10	ASL020489	A V MANOJ KUMAR	180000	1.755455%
11	1203910000007420	RAJA BABU INUMULA	140000	1.365354%
12	ASL020493	AKULA SUBHASH	120600	1.176155%
13	ASL020484	B RAJENDER	110700	1.079605%
14	1203910000009850	MALLESHAM MALKA	109400	1.066927%
15	ASL020487	A RAJAMOULI	108000	1.053273%
16	IN301151-12074328	JAGJIT SINGH ANAND	106100	1.034743%
17	ASL020494	M RAVINDER	101520	0.990077%
18	1203910000007401	SHANKAR CHINTAPANDU	92300	0.900158%
19	1201350000080629	SUNITA INDAR ANAM .	90200	0.879678%
20	ASL020485	S SATISH REDDY	83880	0.818042%
21	1203910000009871	MALLIKA CHINTHAPANDU .	71200	0.694380%
22	ASL020467	K SUMA PRASAD	66500	0.648543%
23	IN301022-20388242	VENKATA RAMESH BABU KOTAMRAJU	62899	0.613424%
24	120135000008053	MALKA PALLAVI	62000	0.604657%
25	IN302902-42622985	NAGA DEEPTHI GOWRI	61700	0.601731%
26	ASL020483	B SRINIVAS	56700	0.552968%
27	1203910000007454	SRINIVAS BEJU	55000	0.536389%
28	1201350000005164	CHINTAPANDU MALLESH	52600	0.512983%
29	IN300394-15585907	GURMEET SINGH KOHLI	50000	0.487626%
30	1201350000004779	INUMULA RAJA BABU	49000	0.477874%
31	1201350000004819	KBS RAJA REDDY	48500	0.472998%
32	1201350000005428	MALKA SUGUNA	47000	0.458369%
33	ASL020486	A PARASURAM	46800	0.456418%
34	1203910000009884	CH. RAJAMALLU .	43500	0.424235%
35	ASL020480	K RAYAP REDDY	43200	0.421309%
36	IN300394-11292563	D SARASURAM	40000	0.390101%
37	ASL020478	B DHASARADH	39960	0.389711%
38	ASL020479	A LOTHU REDDY	39600	0.386200%
39	IN300597-10122076	RAMANATHAN GANESH	39500	0.385225%
		TOTAL	4350200	42.425449%

Page No : 1





ISIN : INE347B01015

Name of the Company : ALLSOFT CORPORATION LIMITED

TOP 50List Of ShareHolders of Individual Categories As On 31-03-2014 NSDL CDSL PHYSICAL

Serial No	Client Id/Folio	Name of ShareHolder	No. Of Shares	Held(%)
40	IN300126-10936033	SATISHCHANDRA SHANTILAL DOSHI	35000	0.341339%
41	1203910000007435	RAVINDER MALKA	33000	0.321833%
42	1201210000116252	SURESH CHAND TELA	32815	0.320029%
43	1201350000004935	Y.V. SUBBA REDDY	30000	0.292576%
44	1201350000004272	SURINDER KAUR KOHLI	29800	0.290625%
45	ASL020481	G VENKATESH	27000	0.263318%
46	1203910000009846	PALLAVI MALKA	25600	0.249665%
47	ASL020491	A VENKATA NARAYANA SARMA	25200	0.245764%
48	ASL020482	E KRISHNA	25200	0.245764%
49	ASL001626	T GOVINDA RAO	25100	0.244788%
50	IN300888-14779448	HEMANT CHANDRAKANT SHAH	25000	0.243813%

	TOTAL	4663915	45.484963%
--	-------	---------	------------

Page No : 2

