

Allsoft

CORPORATION LIMITED


ALLSOFT CORPORATION LIMITED

Statement of Unaudited Results for the Quarter and for the Year ended 31/12/2013							
PART I							
PART I	Particulars	(Rs. in Lakhs)					
		3 months ended (31/12/2013)	Preceding 3 months ended (30/09/2013)	Corresponding 3 months ended (31/12/2012)	Year to date figures for the current period ended (31/12/2013)	Year to date figures for the Previous year ended (31/12/2012)	Previous year ended (31/03/2013)
	(Refer Notes Below)	(Unaudited)	(Audited)	(Unaudited)	(Unaudited)	(Unaudited)	(Audited)
1	Income from operations						
	(a) Net sales / Income from operations (Net of excise duty)	511.94	395.01	185.04	1364.19	1417.22	2347.86
	(b) Other operating income	4.34	6.91	0.00	19.09	0.00	0.00
	Total income from operations (net)	516.28	401.92	185.04	1383.28	1417.22	2347.86
2	Expenses						
	(a) Cost of materials consumed						
	(b) Purchases of stock-in-trade	502.30	387.03	181.39	1338.00	1200.92	2028.33
	(c) Changes in inventories of finished goods, work-in-progress and stock-in-trade	0.00	0	0	0.00	208.38	208.39
	(d) Employee benefits expenses	1.35	1.36	1.37	4.11	13.13	13.77
	(e) Depreciation and amortisation expense	4.09	3.69	4.59	12.27	13.75	14.79
	(f) Other expenses (Any item exceeding 10% of the total expenses relating to continuing operations to be shown separately)	2.25	2.61	2.69	8.78	12.75	45.52
	Total expenses	509.99	394.69	190.04	1363.16	1448.93	2310.8
	Profit / (Loss) from operations before other income, finance costs and exceptional items (1-2)	6.29	7.23	-5.00	20.12	-31.71	37.06
3	Other income	0.88	0.13	0.05	1.01	0.56	0.61
4	Profit / (Loss) from ordinary activities before finance costs and exceptional items (3+4)	7.17	7.36	-4.95	21.13	-31.15	37.67
5	Finance costs	7.25	6.85	3.41	20.60	5.54	13.1
6	Profit / (Loss) from ordinary activities after finance costs but before exceptional items (5-6)	-0.08	0.51	-8.36	0.53	-36.69	24.57
7	Exceptional items	0.00	0.00	0.00	0.00	0.00	0.00
8	Profit / (Loss) from ordinary activities before tax (7-8)	-0.08	0.51	-8.36	0.53	-36.69	24.57
9	Tax expenses	-0.30	-1.28	0.00	-1.58	-4.25	9.34
10	Net Profit / (Loss) from ordinary activities after tax (9-10)	0.22	1.79	-8.36	2.11	-32.44	15.23
11	Extraordinary items (net of tax expense Rs. NIL Lakhs)	0.00	0.00	0.00	0.00	0.00	6.75
12	Net Profit / (Loss) for the period (11-12)	0.22	1.79	-8.36	2.11	-32.44	8.48
13	Share of profit / (loss) of associates*	0.00	0.00	0.00	0.00	0.00	0.00
14	Minority interest*	0.00	0.00	0.00	0.00	0.00	0.00
15	Net Profit / (Loss) after taxes minority interest and share of profit / (loss) of associates (13+14+15)	0.22	1.79	-8.36	2.11	-32.44	8.48
16	Paid-up equity share capital (Face Value of the Share shall be indicated) (Rs 10 per share)	1025.38	1025.38	1025.38	1025.38	1025.38	1025.38
17	Reserve excluding Revaluation Reserves as per balance sheet of previous accounting year						225.4
18	Earnings per share (before extraordinary items) (of Rs. 10 /- each) (not annualised):						
19.i	(a) Basic	0.00	0.02	-0.08	0.02	-0.32	0.15
	(b) Diluted	0.00	0.02	-0.08	0.02	-0.32	0.15
19.ii	Earnings per share (after extraordinary items) (of Rs. 10 /- each) (not annualised):						
	(a) Basic	0.00	0.02	-0.08	0.02	-0.32	0.08
	(b) Diluted	0.00	0.02	-0.08	0.02	-0.32	0.08

REGD. & CORPORATE OFFICE :

7TH FLOOR, MINERVA COMPLEX, 94, S.D. ROAD, SECUNDERABAD - 500 008 A.P.


PH : 040-66315273, 66387720/22 FAX : 040-66310072 EMAIL : ALLSOFTSPL@REDIFFMAIL.COM



Allsoft

CORPORATION
LIMITED

ALLSOFT CORPORATION LIMITED					
PART II					
Information for the Quarter and the Year ended 31/12/2013					
	Particulars	3 months ended (31/12/2013)	Preceding 3 months ended (30/09/2013)	Corresponding 3 months ended (31/12/2012)	Previous year ended (31/03/2013)
A	PARTICULARS OF SHAREHOLDING				
1	Public shareholding				
	-Nuber of shares	8630950	8630950	8630950	8630950
	-Percentage of shareholding	84.17	84.17	84.17	84.17
2	Promoters and Promoter Group Shareholding				
	a) Pledged / Encumbered				
	- Number of shares				
	- Percentage of shares (as a % of the total shareholding of promoter group)				
	- Percentage of shares (as a % of the total share capital of the company)				
	a) Non - encumbered	1622800	1622800	1622800	1622800
	- Number of shares	15.83	15.83	15.83	15.83
	- Percentage of shares (as a % of the total shareholding of Promoter and promoter group)				
	- Percentage of shares (as a % of the total share capital of the company)				
	Particulars	3 months ended (31/12/2013)			
B	INVESTOR COMPLAINTS				
	Pending at the beginning of the quarter		NIL		
	Received during the quarter		NIL		
	Disposed of during the quarter		NIL		
	Remaining unresolved at the end of the quarter		NIL		



REGD. & CORPORATE OFFICE :

7TH FLOOR, MINERVA COMPLEX, 94, S.D. ROAD, SECUNDERABAD - 500 003. A.P.

PH : 040-66315273, 66387720/22 FAX : 040-66310072 EMAIL : ALLSOFTSPL@REDIFFMAIL.COM

Allsoft


CORPORATION

LIMITED

ALLSOFT CORPORATION LIMITED		
Statement of Assets and Liabilities		
(Rs in lakhs)		
Particulars	As at (current half year end / quarter end) (31/12/2013)	As at (previous year end) (31/03/2013)
A EQUITY AND LIABILITIES		
1 Shareholders' funds		
(a) Share capital	1025.38	1025.38
(b) Reserves and surplus	227.51	225.40
© Money received against share warrants	0	0
Sub-total - Shareholders* funds	1252.89	1250.78
2 Share application money pending allotment	0	0
3 Minority interest*	0	0
4 Non-current liabilities		
(a) Long-term borrowings	0	0
(b) Deferred tax liabilities (net)	28.71	30.29
© Other long-term liabilities	0	0
(d) Long-term provisions	0	0
Sub-total - Non-current liabilities	28.71	30.29
5 Current liabilities		
(a) Short-term borrowings	403.44	264.27
(b) Trade payables	2941.04	2693.31
© Other current liabilities	966.44	1450.18
(d) Short-term provisions	32.75	87.37
Sub-total - Current liabilities	4343.67	4495.13
TOTAL-EQUITY AND LIABILITIES	5625.27	5776.20
B ASSETS		
1 Non-current assets		
(a) Fixed assets	434.66	443.97
(b) Goodwill on consolidation*	0	0
© Non-current investments	22.35	20.35
(d) Deferred tax assets (net)	0	0
(e) Long-term loans and advances	581.25	579.1
(f) Other non-current assets	0	0
Sub-total - Non-Current assets	1038.26	1043.42
2 Current assets		
(a) Current investments		
(b) Inventories	3679.38	0
© Trade receivables	876.76	1207.67
(d) Cash and cash equivalents	30.87	24.92
(e) Short-term loans and advances		3500.19
(f) Other current assets		0
Sub-total - Current assets	4587.01	4732.78
TOTAL - ASSETS	5625.27	5776.20

Notes:

- The above results are taken on record in the Board of Directors Meeting Held on 30-01-2014
- As there is only single segment, the segment results are not applicable to the Company
- The number of investor complaints pending at the beginning of the quarter
Received and disposed off during the quarter
Lying and unresolved at the end of the quarter

NIL
NIL
NILBy Order of the Board
for ALLSOFT CORPORATION LIMITEDAJAY CHAUHAN
DirectorPlace : Secunderabad
Date : 30-01-2014

REGD. & CORPORATE OFFICE :

7TH FLOOR, MINERVA COMPLEX, 94, S.D. ROAD, SECUNDERABAD - 500 003. A.P.

PH : 040-66315273, 66387720/22 FAX : 040-66310072 EMAIL : ALLSOFTSPL@REDIFFMAIL.COM