

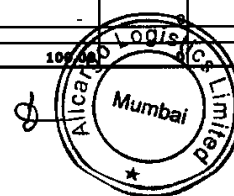
Statement Showing Shareholding Pattern
Allcargo Logistics Limited

Scrip Code : 532749/ALLCARGO

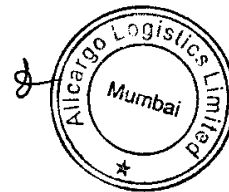
Quarter Ended :September 30, 2014

Category code	Category of Shareholder	Number of Shareholders	Total number of shares	Number of shares held in dematerialized form	Total shareholding as a percentage of total number of shares		Shares Pledged or otherwise encumbered	
					As a percentage of (A+B)*	As a percentage of (A+B+C)	Number of shares	As a percentage
(A)	Shareholding of Promoter and Promoter Group*							
1	Indian							
(a)	Individuals/ Hindu Undivided Family	8	84,320,900	84,320,900	66.90	66.90	-	0.00
(b)	Central Government/ State Government(s)	-	-	-	-	-	-	0.00
(c)	Bodies Corporate	-	-	-	-	-	-	0.00
(d)	Financial Institutions/ Banks	-	-	-	-	-	-	0.00
(e)	Any Others(Specify)	-	-	-	-	-	-	0.00
(e-i)	Trusts	1	3,813,125	3,813,125	3.03	3.03	-	0.00
	Sub Total(A)(1)	9	88,134,025	88,134,025	69.92	69.92	0.00	0.00
2	Foreign							
a	Individuals (Non-Residents Individuals/ Foreign Individuals)	-	-	-	-	-	-	0.00
b	Bodies Corporate	-	-	-	-	-	-	0.00
c	Institutions	-	-	-	-	-	-	0.00
d	Any Others(Specify)	-	-	-	-	-	-	0.00
	Sub Total(A)(2)	-	-	-	-	-	-	0.00
	Total Shareholding of Promoter and Promoter Group (A) = (A)(1)+(A)(2)	9	88,134,025	88,134,025	69.92	69.92	0.00	0.00
(B)	Public shareholding							
1	Institutions							
(a)	Mutual Funds/ UTI	1	309	309	0.00	0.00	-	0.00
(b)	Financial Institutions / Banks	2	20,556	20,556	0.02	0.02	-	0.00
(c)	Central Government/ State Government(s)	-	-	-	-	-	-	0.00
(d)	Venture Capital Funds	-	-	-	-	-	-	0.00
(e)	Insurance Companies	-	-	-	-	-	-	0.00
(f)	Foreign Institutional Investors	22	16,330,333	16,330,333	12.96	12.96	-	0.00
(g)	Foreign Venture Capital Investors	-	-	-	-	-	-	0.00
(h)	Any Other (specify)	-	-	-	-	-	-	0.00
	Sub-Total (B)(1)	25	16,351,198	16,351,198	12.97	12.97	0.00	0.00
B 2	Non-Institutions							
(a)	Bodies Corporate	279	1,314,033	1,314,033	1.04	1.04	-	0.00
(b)	Individuals							
I	i. Individual shareholders holding nominal share capital up to Rs. 1 lakh	6,015	2,238,402	2,184,012	1.78	1.78	-	0.00
II	ii. Individual shareholders holding nominal share capital in excess of Rs. 1 lakh	9	954,545	954,545	0.76	0.76	-	0.00
(c)	Any Other (specify)	-	-	-	-	-	-	0.00
(c-i)	Clearing Member	107	114,709	114,709	0.09	0.09	-	0.00
(c-ii)	Non Resident Indian (Repatriable)	114	75,268	75,268	0.06	0.06	-	0.00
(c-iii)	Non Resident (Non repatriable)	45	29,572	29,572	0.02	0.02	-	0.00
(c-iv)	Foreign Nationals	1	5,000	5,000	0.00	0.00	-	0.00
(c-v)	Foreign Companies	5	16,735,400	16,735,400	13.28	13.28	-	0.00
(c-vi)	Independent Directors	2	55,175	55,175	0.04	0.04	-	0.00
(c-vii)	Trusts	2	40,435	40,435	0.03	0.03	-	0.00
	Sub-Total (B)(2)	6,579	21,562,539	21,508,149	17.11	17.11	0	0.00
(B)	Total Public Shareholding (B) = (B)(1)+(B)(2)	6,604	37,913,737	37,859,347	30.08	30.08	0	0.00
	TOTAL (A)+(B)	6,613	126,047,762	125,993,372	100.00	100.00	0	0.00
(C)	Shares held by Custodians and against which Depository Receipts have been							
		-	-	-	-	-	-	0.00
	GRAND TOTAL (A)+(B)+(C)	6,613	126,047,762	125,993,372	100.00	100.00	0	0.00

CIN: L63010MH2004PLC073508



I (a) Statement showing Shareholding Pattern			
Name of the Company : ALLCARGO LOGISTICS LIMITED			
Scrip Code : 532749/ALLCARGO		Class of Security : Equity	
Quarter ended : SEPTEMBER 30, 2014			
Partly Paid-up shares	No. of Partly Paid-up shares	As a % of total no. of partly paid-up shares	As a % of total no. of shares of the Company
Held by promoter / promoter group	NIL	NIL	NIL
Held by public	NIL	NIL	NIL
Total	NIL	NIL	NIL
Outstanding convertible securities	No. of outstanding securities	As a % of total no. of outstanding convertible securities	As a % of total no. of shares of the Company, assuming full conversion of the convertible securities
Held by promoter / promoter group	NIL	NIL	NIL
Held by public	NIL	NIL	NIL
Total	NIL	NIL	NIL
Warrants	No. of warrants	As a % of total no. of warrants	As a % of total no. of shares of the Company, assuming full conversion of warrants
Held by promoter / promoter group	NIL	NIL	NIL
Held by public	NIL	NIL	NIL
Total	NIL	NIL	NIL
Total paid-up capital of the company, assuming full conversion of warrants and convertible securities	126,047,762		



(I)(b) Statement showing Shareholding of persons belonging to the category "Promoter and Promoter Group"

Sr. No	Name of the shareholder	Details of shares held		Encumbered shares			Details of Warrants		Details of convertible securities		Total shares (including under -lying shares assuming full conversion of warrants and convertible securities) as a % of diluted share capital
		Number of shares	As a % of grand total (A) + (B) + (C)	Number	As a percentage	As a % of grand total (A)+(B)+(C) of sub clause (I)(a)	Number of warrants held	As a % total number of warrants of the same class	Number of convertible securities held	As a % total number of convertible securities of the same	
(I)	(II)	(III)	(IV)	(V)	(VI)=(V)/(III)*100	(VII)	(VIII)	(IX)	(X)	(XI)	(XII)
1	Shashi Kiran Shetty, Arathi Shetty	78,623,390	62.38%	0	0	0	0	0	0	0	62.38%
2	Shashi Kiran Shetty as trustee for Shloka Shetty Trust	3,613,125	3.03%	0	0	0	0	0	0	0	3.03%
3	Arathi Shetty, Shashi Kiran Shetty	3,759,720	2.98%	0	0	0	0	0	0	0	2.98%
4	Umesh Kumar Shetty, Hika Shetty	950,770	0.75%	0	0	0	0	0	0	0	0.75%
5	Adarsh Hedde, Priya Hedde	950,770	0.75%	0	0	0	0	0	0	0	0.75%
6	Shubhashini Shetty, Jagadeesha Shetty	10,875	0.01%	0	0	0	0	0	0	0	0.01%
7	Asha Shetty, Suresh Shetty	10,875	0.01%	0	0	0	0	0	0	0	0.01%
8	Shobha Shetty, Prabhakar Shetty	10,875	0.01%	0	0	0	0	0	0	0	0.01%
9	Usha Shetty, Satischandra Shetty	3,525	0.00%	0	0	0	0	0	0	0	0.00%
TOTAL		88,134,025	69.92%	0.00	0.00	0.00	0.00	0.00	0.00	0.00	69.92%

(I)(c) Statement showing Shareholding of persons belonging to the category "Public" and holding more than 1% of the total number of shares

Sr. No	Name of the shareholder	Number of shares	Shares as a percentage of total number of shares (I.e., Grand Total (A)+(B)+(C) Indicated in Statement at para (I)(a) above)	Details of Warrants		Details of convertible securities		Total shares (including under -lying shares assuming full conversion of warrants and convertible securities) as a % of diluted share capital
				Number of warrants held	As a % total number of warrants of the same class	Number of convertible securities held	As a % total number of convertible securities of the same	
1	Blackstone GPV Capital Partners Mauritius V-A Ltd	5,593,035	4.44%	0	0	0	0	4.44%
2	Blackstone GPV Capital Partners Mauritius V-R Ltd	3,527,255	4.42%	0	0	0	0	4.42%
3	Blackstone GPV Capital Partners Mauritius V-L Ltd	4,792,105	3.80%	0	0	0	0	3.80%
4	New Vernon Private Equity Limited	3,257,425	2.98%	0	0	0	0	2.98%
5	Acacia Partners, LP	2,966,887	2.35%	0	0	0	0	2.35%
6	Orange Mauritius Investments Limited	2,388,219	1.82%	0	0	0	0	1.82%
7	Blackstone GPV Capital Partners Mauritius V-M Ltd	2,297,145	1.82%	0	0	0	0	1.82%
8	Acacia Institutional Partners, LP	2,017,508	1.60%	0	0	0	0	1.60%
9	Acacia Conservation Fund, LP	1,857,100	1.23%	0	0	0	0	1.23%
10	Acacia Banyan Partners	1,345,005	1.07%	0	0	0	0	1.07%
TOTAL		32,286,684	25.61%	0.00	0.00	0.00	0.00	25.61%

(I)(c) Statement showing holding of securities (including shares, warrants, convertible securities) of persons (together with PAC) belonging to the category Public and holding more than 5% of the total number of shares of the company

Sr. No	Name of the shareholder	Number of shares	Shares as a percentage of total number of shares (I.e., Grand Total (A)+(B)+(C) Indicated in Statement at para (I)(a) above)	Details of Warrants		Details of convertible securities		Total shares (including under -lying shares assuming full conversion of warrants and convertible securities) as a % of diluted share capital
				Number of warrants held	As a % total number of warrants of the same class	Number of convertible securities held	As a % total number of convertible securities of the same	
1	Blackstone GPV Capital Partners Mauritius V-A Ltd alongwith Persons Acting in Concert (PAC)	18,708,975	14.84%	0	0	0	0	14.84%
2	Acacia Partners, LP alongwith Persons Acting in Concert (PAC)	7,977,500	6.33%	0	0	0	0	6.33%
TOTAL		26,686,475	21.17%	0.00	0.00	0.00	0.00	21.17%

(I)(d) Statement showing details of locked-in shares

Sr. No.	Name of the shareholder	Category of Shareholder (Promoters/Public)	Number of locked-in shares	Shares as a percentage of total number of shares (I.e., Grand Total (A)+(B)+(C) Indicated in Statement at para (I)(a) above)	Locked-in shares as a percentage of total number of shares (I.e., Grand Total (A)+(B)+(C) Indicated in Statement at para (I)(a) above)
1	NIL	N.A	0	0.00%	0.00%
TOTAL			0	0.00%	0.00%

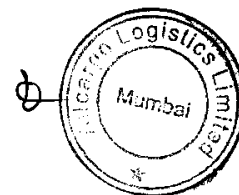


(II)(a) Statement showing details of Depository Receipts (DRs)

Sr. No.	Type of outstanding DR (ADRs, GDRs, SDRs, etc.)	Number of outstanding DRs	Number of shares underlying outstanding DRs	Shares underlying outstanding DRs as a percentage of total number of shares {i.e., Grand Total (A)+(B)+(C) indicated in Statement at para (I)(a) above}
1	Nil	N.A	0	0.00
TOTAL		0	0	0.00

(II)(b) Statement showing Holding of Depository Receipts (DRs), where underlying shares are in excess of 1% of the total number of shares

Sr. No.	Name of the DR Holder	Type of outstanding DR (ADRs, GDRs, SDRs, etc.)	Number of shares underlying outstanding DRs	Shares underlying outstanding DRs as a percentage of total number of shares {i.e., Grand Total (A)+(B)+(C) indicated in Statement at para (I)(a) above}
1	Nil	N.A	0	0.00
TOTAL			0	0.00



ALLCARGO LOGISTICS LIMITED

(III)(a) Statement showing the voting pattern of shareholders, if more than one class of shares/ securities is issued by the issuer.

Shareholding Pattern as on September 30, 2014

Scrip Code : 532749

Symbol : ALLCARGO

Category code (I)	Category of shareholder (II)	No. of Voting Rights held in each class of securities			Total Voting Rights (III +IV+V)	Total Shareholding as a percentage of total number of shares	
		Class X (III)	Class Y (IV)	Class Z (V)		As a percentage of (A+B) (VII)	As a percentage of (A+B+C) (VIII)
(A)	Shareholding of Promoter and Promoter Group						
1	Indian						
	(a) Individuals/ Hindu Undivided Family						
	(b) Central Government/ State Government(s)						
	(c) Bodies Corporate including Associates						
	(d) Financial Institutions/ Banks						
	(e) Any Other (Directors & their Relatives)						
	Sub-Total (A)(1)	NA	NA	NA	NA	NA	NA
2	Foreign						
	Individuals (Non- Resident Individuals/ Foreign						
	(a) Individuals)						
	(b) Bodies Corporate						
	(c) Institutions						
	(d) Any Other (specify)						
	Sub-Total (A)(2)	NA	NA	NA	NA	NA	NA
	Total Shareholding of Promoter and Promoter Group (A)= (A)(1)+(A)(2)	NA	NA	NA	NA	NA	NA
(B)	Public Shareholding						
1	Institutions						
	(a) Mutual Funds/ UTI						
	(b) Financial Institutions/ Banks						
	(c) Central Government/ State Government(s)						
	(d) Venture Capital Funds						
	(e) Insurance Companies						
	(f) Foreign Institutional Investors						
	(g) Foreign Venture Capital Investors						
	(h) Any Other (specify)						
	Sub-Total (B)(1)	NA	NA	NA	NA	NA	NA
2	Non-institutions						
	(a) Bodies Corporate						
	(b) Individuals						
	(i) Individual shareholders holding nominal share capital up to Rs. 1 lakh						
	(ii) Individual shareholders holding nominal share capital in excess of Rs. 1 lakh						
	(c) Any Other (specify)						
	Clearing Members						
	Non Resident Indians (repatriable)						
	Non Resident (Non-repatriable)						
	Independent Directors & their Relatives						
	Trust						
	Sub-Total (B)(2)	NA	NA	NA	NA	NA	NA
	Total Public Shareholding (B)= (B)(1)+(B)(2)	NA	NA	NA	NA	NA	NA
	TOTAL(A)+(B)	NA	NA	NA	NA	NA	NA
(C)	Shares held by Custodians and against which Depository Receipts have been issued						
	GRAND TOTAL (A)+(B)+(C)	NA	NA	NA	NA	NA	NA

