


Introductory sub-table (I)(a)

Name of the Company: Alka India Limited			
Scrip Code, Name of the scrip, class of security: 530889, Alka India, Equity			
Quarter ended: 31-03-2015			
Partly paid-up shares:-			
	No. of partly paid-up shares	As a % of total no. of partly paid-up shares	As a % of total no. of shares of the company
Held by promoter/promoter group	0	0	0
Held by public	0	0	0
Total	0	0	0
Outstanding convertible securities:-			
	No. of outstanding securities	As a % of total no. of outstanding convertible securities	As a % of total no. of shares of the company, assuming full conversion of the convertible securities
Held by promoter/promoter group	0	0	0
Held by public	0	0	0
Total	0	0	0
Warrants:-			
	No. of warrants	As a % of total no. of warrants	As a % of total no. of shares of the company, assuming full conversion of warrants
Held by promoter/promoter group	0	0	0
Held by public	0	0	0
Total	0	0	0
Total paid-up capital of the company, assuming full conversion of warrants and convertible securities		500000000	0



[Signature]



Statement Showing Shareholding Pattern

Category code	Category of Shareholder	Table (I)(a)			Total shareholding as a percentage of total number of shares		Shares Pledged or otherwise encumbered	
		Number of Shareholders	Total number of shares	Number of shares held in dematerialized form	As a percentage of (A+B) ¹	As a percentage of (A+B+C)	Number of shares	As a percentage
(I)	(II)	(III)	(IV)	(V)	(VI)	(VII)	(VIII)	(IX) = (VIII)/(IV) * 100
(A)	Shareholding of Promoter and Promoter							
1	Indian							
(a)	Individuals/ Hindu Undivided Family	16	71382282	996282	14.276	14.276	0	0.00
(b)	Central Government/ State Government(s)	0	0	0	0.000	0.000	0	0.000
(c)	Bodies Corporate	0	0	0	0.000	0.000	0	0.000
(d)	Financial Institutions/ Banks	0	0	0	0.000	0.000	0	0.000
(e)	Any Others(Specify)	0	0	0	0.000	0.000	0	0.000
(e-i)					0.000	0.000	0	0.000
(e-ii)					0.000	0.000	0	0.000
	Sub Total(A)(1)	16	71382282	996282	14.276	14.276	0	0.00
2	Foreign							
a	Individuals (Non-Residents Individuals/ Foreign Individuals)	0	0	0	0.000	0.000	0	0.000
b	Bodies Corporate	0	0	0	0.000	0.000	0	0.000
c	Institutions	0	0	0	0.000	0.000	0	0.000
d	Qualified Foreign Investor	0	0	0	0.000	0.000	0	0.000
e	Any Others(Specify)	0	0	0	0.000	0.000	0	0.000
e-i					0.000	0.000	0	0.000
e-ii					0.000	0.000	0	0.000
	Sub Total(A)(2)	0	0	0	0.000	0.000	0	0.00
	Total Shareholding of Promoter and	16	71382282	996282	14.276	14.276	0	0.00
(B)	Public shareholding							

I	Institutions							
(a)	Mutual Funds/ UTI	0	0	0	0.000	0.000	0	0.000
(b)	Financial Institutions / Banks	0	0	0	0.000	0.000	0	0.000
(c)	Central Government/ State Government(s)	0	0	0	0.000	0.000	0	0.000
(d)	Venture Capital Funds	1	50000	50000	0.010	0.010	0	0.000
(e)	Insurance Companies	0	0	0	0.000	0.000	0	0.000
(f)	Foreign Institutional Investors	0	0	0	0.000	0.000	0	0.000
(g)	Foreign Venture Capital Investors	0	0	0	0.000	0.000	0	0.000
(h)	Qualified Foreign Investor	0	0	0	0.000	0.000	0	0.000
(i)	Any Other (specify)	0	0	0	0.000	0.000	0	0.000
(i-ii)					0.000	0.000	0	0.000
(i-ii)					0.000	0.000	0	0.000
	Sub-Total (B)(1)	1	50000	50000	0.010	0.010	0	0.000
B 2	Non-institutions							
(a)	Bodies Corporate	361	42512014	11886014	8.502	8.502	0	0.000
(b)	Individuals	0	0	0	0.000	0.000	0	0.000
I	Individuals -i. Individual shareholders holding nominal share capital up to Rs. 1 lakh	34230	176696891	170905531	35.339	35.339	0	0.000
II	ii. Individual shareholders holding nominal share capital in excess of Rs. 1 lakh.	225	206945952	56003952	41.389	41.389	0	0.000
(c)	Qualified Foreign Investor	0	0	0	0.000	0.000	0	0.000
(d)	Any Other (specify)-Clr- Mem	6	450101	450101	0.090	0.090	0	0.000
(d-i)	OCB	0	0	0	0.000	0.000	0	0.000
(d-ii)	NRI	70	1962760	1962760	0.393	0.393	0	0.000
	Sub-Total (B)(2)	34892	428567718	241208358	85.714	85.714	0	0.000
(B)	Total Public Shareholding (B)= (B)(1)+(B)(2)	34893	428617718	241258358	85.724	85.724	0	0.000
	TOTAL (A)+(B)	34909	500000000	242254640	100.000	100.000	0	0.000
(C)	Shares held by Custodians and against which Depository Receipts have been issued							
1	Promoter and Promoter Group	0	0	0	0.000	0.000	0	0.000
2	Public	0	0	0	0.000	0.000	0	0.000
	Sub-Total (C)	0	0	0	0.000	0.000	0	0.000
	GRAND TOTAL (A)+(B)+(C)	34909	500000000	242254640	100.000	100.000	0	0.000





(I)(b)

Statement showing holding of securities (including shares, warrants, convertible securities) of persons belonging to the category "Promoter and Promoter Group"

Sr. No.	Ref. No.	Name of the shareholder	Details of Shares held		Encumbered shares (*)			Details of warrants		Details of convertible securities		Total shares (including underlying)
			Number of shares held	As a % of grand total (A)+(B)+(C)	No.	As a percentage	As a % of grand total (A)+(B)+(C) of sub-clause (I)(a)	Number of warrants held	As a % total number of warrants of the same	Number of convertible securities held	As a % total number of convertible securities	
(i)		(ii)	(iii)	(iv)	(v)	(vi)=(v)/(iii)*100	(vii)	(viii)	(ix)	(x)	(xi)	(xii)
1	7	RAMSWAROOP PANCHARIYA	8000	0.002	0	0.00	0.00	0	0	0	0	0.002
2	155	ASHOK PANCHARIYA	366000	0.073	0	0.00	0.00	0	0	0	0	0.073
3	161	GOPIKISHAN PANCHARIYA	10000	0.002	0	0.00	0.00	0	0	0	0	0.002
4	2067	GEETABAI PUROHIT	2000	0.00	0	0.00	0.00	0	0	0	0	0.002
5	12012	SATISH PANCHARIYA	10000000	2.00	0	0.00	0.00	0	0	0	0	0
6	12013	ARUN PANCHARIYA	10000000	2.00	0	0.00	0.00	0	0	0	0	0
7	12014	RAMSWAROOP PANCHARIYA	10000000	2.00	0	0.00	0.00	0	0	0	0	0
8	12016	SHANTADEVI PANCHARIYA	10000000	2.00	0	0.00	0.00	0	0	0	0	0
9	12017	SARITADEVI PANCHARIYA	10000000	2.00	0	0.00	0.00	0	0	0	0	0
10	12018	MADHUDEVI PANCHARIYA	10000000	2.00	0	0.00	0.00	0	0	0	0	0
11	12019	RADHADEVI PANCHARIYA	10000000	2.00	0	0.00	0.00	0	0	0	0	0
12	6728131	RAMSWAROOP PANCHARIYA	109000	0.022	0	0.00	0.00	0	0	0	0	0.022
13	6728211	SHANTADEVI PANCHARIYA	338893	0.068	0	0.00	0.00	0	0	0	0	0.068
14	6928207	RADHADEVI PANCHARIYA	148000	0.030	0	0.00	0.00	0	0	0	0	0.030
15	11214259	ARUN PANCHARIYA	387360	0.077	0	0.00	0.00	0	0	0	0	0.077
16	20483806	SATISH PANCHARIYA	13029	0.003	0	0.00	0.00	0	0	0	0	0.003
TOTAL			71382282	14.276	0	0.00	0.00	0	0	0	0	14.277

(*) The term "encumbrance" has the same meaning as assigned to it in regulation 28(3) of the SAST Regulations, 2011




(I)(c)(i) Statement showing holding of securities (including shares, warrants, convertible securities) of persons belonging to the category "Public" and holding more than 1% of the total number of shares

Sr. No.	Name of the shareholder	Number of shares held	Shares as a percentage of total number of shares {i.e., Grand Total (A)+(B)+(C) indicated in Statement at para (I)(a) above}	Details of warrants		Details of convertible securities		Total shares (including underlying shares assuming full conversion of warrants and convertible securities) as a % of diluted share capital
				Number of warrants held	As a % total number of warrants of the same class	Number of convertible securities held	% w.r.t total number of convertible securities of the same class	
1	AJABHAI A SONI	44000000	8.80	0	0	0	0	8.800
2	GAUTAMBHAI K RAVAL	40000000	8.00	0	0	0	0	8.000
3	HITENDRABHAI B BRAHMBHATT	35000000	7.00	0	0	0	0	7.000
4	HITESHBHAI M THAKKAR	31000000	6.20	0	0	0	0	6.200
5	SRG INFOTECH LTD.	20000000	4.00	0	0	0	0	4.000
TOTAL		170000000	34.00	0	0	0	0	34.000



(I)(c)(ii) Statement showing holding of securities (including shares, warrants, convertible securities) of persons (together with PAC) belonging to the category "Public" and holding more than 5% of the total number of shares of the company

Sr. No.	Name(s) of the shareholder(s) and the Persons Acting in Concert (PAC) with them	Number of shares	Shares as a percentage of total number of shares {i.e., Grand Total (A)+(B)+(C) indicated in Statement at para (I)(a) above}	Details of warrants		Details of convertible securities		Total shares (including underlying shares assuming full conversion of warrants and convertible securities) as a % of diluted share capital
				Number of warrants	As a % total number of warrants of the same class	Number of convertible securities held	% w.r.t total number of convertible securities of the same class	
1	AJABHAI A SONI	44000000	8.80	0	0	0	0	8.800
2	GAUTAMBHAI K RAVAL	40000000	8.00	0	0	0	0	8.000
3	HITENDRABHAI B BRAHMBHATT	35000000	7.00	0	0	0	0	7.000
4	HITESHBHAI M THAKKAR	31000000	6.20	0	0	0	0	6.200
TOTAL		150000000	30.00	0	0	0	0	30.000



(I)(d) Statement showing details of locked-in shares

Sr. No.	Name of the shareholder	Number of locked-in shares	Locked-in shares as a percentage of total number of shares {i.e., Grand Total (A)+(B)+(C) indicated in Statement at para (I)(a) above}
1	ARUN R PANCHARIYA	10000000	2.00
2	CAVALIER SECURITIES PVT LTD.	10000000	2.00
3	MADHUDEVI PANCHARIYA	10000000	2.00
4	RADHADEVI PANCHARIYA	10000000	2.00
5	RAMSWAROOP B PANCHARIYA	10000000	2.00
6	SARITADEVI PANCHARIYA	10000000	2.00
7	SATISH R PANCHARIYA	10000000	2.00
8	SHANTIDEVI PANCHARIYA	10000000	2.00
TOTAL		80000000	16.00



(II)(a) Statement showing details of Depository Receipts (DRs)

Sr. No.	Type of outstanding DR (ADRs, GDRs, SDRs, etc.)	Number of outstanding DRs	Number of shares underlying outstanding DRs	Shares underlying outstanding DRs as a percentage of total number of shares {i.e., Grand Total (A)+(B)+(C) indicated in Statement at para (I)(a) above}
.1	NA	0	0	0.00
.2	NA	0	0	0.00
.3	NA	0	0	0.00
TOTAL		0	0	0.00




(II)(b) Statement showing holding of Depository Receipts (DRs), where underlying shares held by "promoter/promoter group" are in excess of 1% of the total number of shares

Sr. No.	Name of the DR Holder	Type of outstanding DR (ADRs, GDRs, SDRs, etc.)	Number of shares underlying outstanding DRs	Shares underlying outstanding DRs as a percentage of total number of shares {i.e., Grand Total (A)+(B)+(C) indicated in Statement at para (I)(a) above}
1	NA	0	0	0.00
2	NA	0	0	0.00
3	NA	0	0	0.00
TOTAL			0	0.00