

(1)(a) Statement showing ShareHolding Pattern

Name of the Company : Alka India Ltd.

Quarter Ended : 31-03-2014

Scrp Code : 530889

Partly paid-up Shares	No. of Partly paid-up Shares	As a % of total No. of Partly paid-up Shares	As a % of Total no. of Shares of the Company
Held by Promoters/ Promoters Group	0		
Held by Public	0		
TOTAL - D	0		

Outstanding Conv. Securities	No. of Outstanding Securities	As a % of Total no. of O/S Conv. Securities	As a % of Total no. of shares of the Co., assuming full conv.
Held by Promoters/ Promoters Group	0		
Held by Public	0		
TOTAL - E	0		

Warrants :	No. of Warrants	As a % of Total no. of Warrants	As a % of Total no. of shares of the Co., assuming full conv.
Held by Promoters/ Promoters Group	0		
Held by Public	0		
TOTAL - F	0		


Total paid-up Capital of the Company assum- ing full conv. Of warrants & securities	500000000
---	-----------



Handwritten signature

Statement Showing Shareholding Pattern

Table (I)(a)									
Category code	Category of Shareholder	Number of Shareholders	Total number of shares	Number of shares held in dematerialized form	Total shareholding as a percentage of total number of shares		Shares Pledged or otherwise encumbered		
					As a percentage of (A+B) ¹	As a percentage of (A+B+C)	Number of shares	As a percentage	
(I)	(II)	(III)	(IV)	(V)	(VI)	(VII)	(VIII)	(IX) = (VIII)/(VI)*100	
(A)	Shareholding of Promoter and Promoter								
1	Indian						0		
(a)	Individuals/ Hindu Undivided Family								
		16	71369905	983905	14.27	14.27	0	0.00	
(b)	Central Government/ State Government(s)	0	0	0	0.00	0.00	0	0.000	
(c)	Bodies Corporate	0	0	0	0.00	0.00	0	0.000	
(d)	Financial Institutions/ Banks	0	0	0	0.00	0.00	0	0.000	
(e)	Any Others(Specify)	0	0	0	0.00	0.00	0	0.000	
(e-i)					0.00	0.00	0	0.000	
(e-ii)									
	Sub Total(A)(1)	16	71369905	983905	14.27	14.27	0	0.00	
2	Foreign								
a	Individuals (Non-Residents Individuals/ Foreign Individuals)	0	0	0	0.00	0.00	0	0.000	
b	Bodies Corporate	0	0	0	0.00	0.00	0	0.000	
c	Institutions	0	0	0	0.00	0.00	0	0.000	
d	Qualified Foreign Investor	0	0	0	0.00	0.00	0	0.000	
e	Any Others(Specify)	0	0	0	0.00	0.00	0	0.000	
e-i					0.00	0.00	0	0.000	
e-ii									
	Sub Total(A)(2)	0	0	0	0.00	0.00	0	0.00	
	Total Shareholding of Promoter and	16	71369905	983905	14.27	14.27	0	0.00	
(B)	Public shareholding								



category "Promoter and Promoter Group"

Sr.	Name of the shareholder	Details of Shares held		Encumbered shares (*)		Details of warrants		Details of convertible securities		Total shares (including underlying shares)	
		Number of shares held	As a % of grand total (A) +(B) +(C)	No.	As a percentage (M)=(N)/(III)*100	As a % of grand total (A)+(B)+(C) of sub-clause (I)(a)	Number of warrants held	As a % of total number of warrants of the same	Number of convertible securities held	As a % of total number of convertible securities	
No.	(ii)	(iii)	(iv)	(v)	(vi)=(v)/(iii)*100	(vii)	(viii)	(ix)	(x)	(xi)	(xii)
1	RAMSWAROOP PANCHARIYA	10113203	2.02	0	0.00	0.00	0	0	0	0	2.0206164
2	SHANTADEVI PANCHARIYA	10330313	2.07	0	0.00	0.00	0	0	0	0	2.0649372
3	SATISH PANCHARIYA	10013029	2.00	0	0.00	0.00	0	0	0	0	2.0026058
4	RADHADEVI PANCHARIYA	10148000	2.03	0	0.00	0.00	0	0	0	0	2.0296
5	ARUN PANCHARIYA	10387360	2.08	0	0.00	0.00	0	0	0	0	2.077472
6	SARITA PANCHARIYA	10000000	2.00	0	0.00	0.00	0	0	0	0	2
7	ASHOK PANCHARIYA	366000	0.07	0	0.00	0.00	0	0	0	0	0.0732
8	MADHUDEVI PANCHARIYA	10000000	2.00	0	0.00	0.00	0	0	0	0	2
9	GOPIKRISHNAN PANCHARIYA	10000	0.00	0	0.00	0.00	0	0	0	0	0.0002
10	GEETABAI PUROHIT	2000	0.00	0	0.00	0.00	0	0	0	0	0.0004
		71369905	14.27	0	0.00	0.00	0	0	0	0	14.2708314
	TOTAL										

[Handwritten signature]



category "Public" and holding more than 1% of the total number of shares

Sr. No.	Name of the shareholder	Number of shares held	Shares as a percentage of total number of shares {i.e., Grand Total (A)+(B)+(C) indicated in Statement at para (D)(a) above}	Details of warrants		Details of convertible		Total shares (including underlying shares assuming full conversion of warrants and convertible securities) as a % of diluted share
				Number of warrant s held	As a % total number of warrants of the same class	Number of convertible securities held	% w.r.t total number of convertible securities of the same class	
1	AJABHAI A SONI	44000000	8.80	0	0	0	0	8.800
2	GAUTAMBHAI K RAVAL	40000000	8.00	0	0	0	0	8.000
3	HITENDRABHAI B BRAHMBHATT	35000000	7.00	0	0	0	0	7.000
4	HITESHBHAI M THAKKAR	31000000	6.20	0	0	0	0	6.200
5	SRG INFOTECH LTD.	20000000	4.00	0	0	0	0	4.000
6			0.00					
				0	0	0	0	
TOTAL		170000000	34.00					34




PAC) belonging to the category “Public” and holding more than 5% of the total number of shares of the company

[Signature]

(1)(d) Statement showing details of locked-in shares


Sr. No.	Name of the shareholder	Number of locked-in shares	Locked-in shares as a percentage of total number of shares {i.e., Grand Total (A)+(B)+(C) indicated in Statement at para (1)(a) above}
1	ARUN R PANCHARIYA	10000000	2.00
2	CAVALIER SECURITIES PVT LTD.	10000000	2.00
3	MADHUDEVI PANCHARIYA	10000000	2.00
4	RADHADEVI PANCHARIYA	10000000	2.00
5	RAMSWAROOP B PANCHARIYA	10000000	2.00
6	SARITADEVI PANCHARIYA	10000000	2.00
7	SATISH R PANCHARIYA	10000000	2.00
8	SHANTIDEVI PANCHARIYA	10000000	2.00
TOTAL		800000000	16.00

Per



(B)(II)

Sr. No.	Type of outstanding DR (ADRs, GDRs, SDRs, etc.)	Number of outstanding DRs	Number of shares underlying outstanding DRs	Shares underlying outstanding DRs as a percentage of total number of shares {i.e., Grand Total (A)+(B)+(C) indicated in Statement at para (I)(a) above}
1	NA	0	0	0.00
2	NA	0	0	0.00
3	NA	0	0	0.00
TOTAL		0	0	0.00



by "promoter/promoter group" are in excess of 1% of the total number of shares

Sr. No.	Name of the DR Holder	Type of outstanding DR (ADRs, GDRs, SDRs, etc.)	Number of shares underlying outstanding DRs	Shares underlying outstanding DRs as a percentage of total number of shares {i.e., Grand Total (A)+(B)+(C) indicated in Statement at para D(a) above}
1	NA	0	0	0.00
2	NA	0	0	0.00
3	NA	0	0	0.00
TOTAL			0	0.00