



| (I)(A) STATEMENT SHOWING SHAREHOLDING PATTERN AS ON      |                         |                        |                           |  |  |                          |                            |  |
|--|-------------------------|------------------------|---------------------------|--|--|--------------------------|----------------------------|--|
| AHLCON PARENTERALS (INDIA) LIMITED                       |                         |                        |                           |  |  |                          |                            |  |
| SCRIP CODE: 524448                                       |                         |                        | QUARTER ENDED: 30/09/2014 |  |  |                          |                            |  |
| Category code  | Category of Shareholder | Number of Shareholders | Total number of shares    | Number of shares held in dematerialized form | Total shareholding as a percentage of total number of shares | As a percentage of (A+B) | As a percentage of (A+B+C) | Shares Pledged or otherwise encumbered |
| I  | II                      | III                    | IV                        | V  | VI   | VII                      | VIII                       | IX                                     |
| <b>(A) SHAREHOLDING OF PROMOTER AND PROMOTER GROUP</b>   |                         |                        |                           |  |  |                          |                            |  |
| <b>(1) Indian</b>  |                         |                        |                           |  |  |                          |                            |  |
| (a) Individuals (HUF)                                    |                         | 0                      | 0                         | 0  | 0  | 0                        | 0                          | 0                                      |
| (b) Central Gov/State gov                                |                         | 0                      | 0                         | 0  | 0  | 0                        | 0                          | 0                                      |
| (c) Bodies Corporate                                     |                         | 0                      | 0                         | 0  | 0  | 0                        | 0                          | 0                                      |
| (d) Financial Inst. Banks                                |                         | 0                      | 0                         | 0  | 0  | 0                        | 0                          | 0                                      |
| (e) Any Other (Specify)                                  |                         | 0                      | 0                         | 0  | 0  | 0                        | 0                          | 0                                      |
| <b>Sub Total (A)(1)</b>                                  |                         | <b>0</b>               | <b>0</b>                  | <b>0</b>                                     | <b>0</b>   | <b>0</b>                 | <b>0</b>                   | <b>0</b>                               |
| <b>(2) Foreign</b>                                       |                         |                        |                           |  |  |                          |                            |  |
| (a) Individuals nri/ Individuals/Foreign                 |                         | 0                      | 0                         | 0  | 0  | 0                        | 0                          | 0                                      |
| (b) Bodies Corporate                                     |                         | 1                      | 5400112                   | 5400112                                      | 75   | 75                       | 0                          | 0                                      |
| (c) Institutions   |                         | 0                      | 0                         | 0  | 0  | 0                        | 0                          | 0                                      |
| (d) Any Other (specify) GROUP HOLDING                    |                         | 0                      | 0                         | 0  | 0  | 0                        | 0                          | 0                                      |
| <b>Sub Total (A)(2)</b>                                  |                         | <b>1</b>               | <b>5400112</b>            | <b>5400112</b>                               | <b>75</b>  | <b>75</b>                | <b>0</b>                   | <b>0</b>                               |
| <b>TOTAL SHAREHOLDING OF PROMOTER AND PROMOTER GROUP</b> |                         | <b>1</b>               | <b>5400112</b>            | <b>5400112</b>                               | <b>75</b>  | <b>75</b>                | <b>0</b>                   | <b>0</b>                               |
| <b>(A)=(A)(1)+(A)(2)</b>                                 |                         |                        |                           |  |  |                          |                            |  |
| <b>(B) PUBLIC SHAREHOLDING</b>                           |                         |                        |                           |  |  |                          |                            |  |
| <b>(1) Institutions</b>                                  |                         |                        |                           |  |  |                          |                            |  |
| (a) Mutual Funds/UTI                                     |                         | 0                      | 0                         | 0  | 0  | 0                        | N.A.                       | N.A.                                   |
| (b) Financial Inst/Banks                                 |                         | 0                      | 0                         | 0  | 0  | 0                        | N.A.                       | N.A.                                   |
| (c) Central Government(s) state Government(s)            |                         | 0                      | 0                         | 0  | 0  | 0                        | N.A.                       | N.A.                                   |
| (d) Venture Capital Funds                                |                         | 0                      | 0                         | 0  | 0  | 0                        | N.A.                       | N.A.                                   |
| (e) Insurance Companies                                  |                         | 0                      | 0                         | 0  | 0  | 0                        | N.A.                       | N.A.                                   |




4/8

|  |             |                |                |               |               |             |             |
|--|-------------|----------------|----------------|---------------|---------------|-------------|-------------|
| (f) Foreign Institutional Investors  | 0           | 0              | 0              | 0             | 0             | N.A.        | N.A.        |
| (g) Foreign Venture Capital Investors  | 0           | 0              | 0              | 0             | 0             | N.A.        | N.A.        |
| (h) Any Other (specify) FDI  | 0           | 0              | 0              | 0             | 0             | N.A.        | N.A.        |
| <b>Sub Total (B)(1)</b>  | <b>0</b>    | <b>0</b>       | <b>0</b>       | <b>0</b>      | <b>0</b>      | <b>N.A.</b> | <b>N.A.</b> |
| <b>(2) Non-Institutions</b>  |             |                |                |               |               |             |             |
| (a) Bodies Corporate   | 36          | 435344         | 390243         | 6.046         | 6.046         | N.A.        | N.A.        |
| (b) Individuals- i. Individual shareholders holding nominal share capital up to Rs. 1 lac          | 3055        | 444024         | 221891         | 6.167         | 6.167         | N.A.        | N.A.        |
| (b) Individuals- ii. Individual shareholders holding nominal share capital in excess of Rs. 1 lac. | 1           | 911894         | 911894         | 12.665        | 12.665        | N.A.        | N.A.        |
| (c) Any other (specify) Non-resident indian./OCB   | 4           | 1110           | 1110           | 0.015         | 0.015         | N.A.        | N.A.        |
| (d) Any other (specify) Clearing Member  | 15          | 7666           | 7666           | 0.106         | 0.106         | N.A.        | N.A.        |
| (e) Any other (specify) Trust  | 0           | 0              | 0              | 0             | 0             | N.A.        | N.A.        |
| (f) Any other (specify) foreign bodies corporates  | 0           | 0              | 0              | 0             | 0             | N.A.        | N.A.        |
| (g) Any Other (specify) EMPLOYEE   | 0           | 0              | 0              | 0             | 0             | N.A.        | N.A.        |
| (h) Any Other (specify) PAKISTANI SHARE-HOLDERS  | 0           | 0              | 0              | 0             | 0             | N.A.        | N.A.        |
| (i) Any Other (specify) DIRECTOR'S & THEIR RELATIVES   | 0           | 0              | 0              | 0             | 0             | N.A.        | N.A.        |
| <b>Sub Total (B)(2)</b>  | <b>3111</b> | <b>1800038</b> | <b>1532804</b> | <b>24.999</b> | <b>24.999</b> | <b>N.A.</b> | <b>N.A.</b> |
| <b>TOTAL PUBLIC SHAREHOLDING (B)=(B)(1)+(B)(2)</b>   | <b>3111</b> | <b>1800038</b> | <b>1532804</b> | <b>24.999</b> | <b>24.999</b> | <b>N.A.</b> | <b>N.A.</b> |
| <b>(C) SHARES HELD BY CUSTODIANS AND AGAINST WHICH DEP. RECEIPTS HAVE BEEN ISSUED</b>              |             |                |                |               |               |             |             |
| (a) DEPOSITORY RECEIPTS  | 0           | 0              | 0              | 0             | 0             | N.A.        | N.A.        |
| <b>Sub Total (C)(1)</b>  | <b>0</b>    | <b>0</b>       | <b>0</b>       | <b>0</b>      | <b>0</b>      | <b>N.A.</b> | <b>N.A.</b> |
| <b>TOTAL SHARES HELD BY CUSTODIANS AND AGAINST WHICH DEP. RECEIPTS HAVE BEEN ISSUED (C)=(C)(1)</b> | <b>0</b>    | <b>0</b>       | <b>0</b>       | <b>0</b>      | <b>0</b>      | <b>N.A.</b> | <b>N.A.</b> |
| <b>Grand Total (A) + (B) + (C)</b>   | <b>3112</b> | <b>7200150</b> | <b>6932916</b> | <b>100</b>    | <b>100</b>    | <b>0</b>    | <b>0</b>    |





RJ-298

| INTRODUCTORY SUB-TABLE (I)(a)  |                               |  |   |
|--|-------------------------------|--|---|
| NAME OF THE COMPANY : AHLCON PARENTERALS (INDIA) LIMITED   |                               |  |   |
| SCRIP CODE: 624448   |                               | CLASS OF SECURITY: EQUITY                                |   |
| QUARTER ENDED: 30/09/2014  |                               |  |   |
| Partly paid-up shares:-  | No. of partly paid-up shares  | As a % of total no of partly paid-up shares              | As a % of total no of shares of the Company   |
| Held by promoter/promoter group  | 0                             | 0  | 0   |
| Held by public   | 0                             | 0  | 0   |
| <b>Total-D</b>   | <b>0</b>                      | <b>0</b>   | <b>0</b>  |
| Oustanding convertible securities:-  | No. of outstanding securities | As a % of total no of outstanding convertible securities | As a % of total no of shares of the Company, assuming full conversion of the convertible securities |
| Held by promoter/promoter group  | 0                             | 0  | 0   |
| Held by public   | 0                             | 0  | 0   |
| <b>Total-E</b>   | <b>0</b>                      | <b>0</b>   | <b>0</b>  |
| Warrants:-   | No. of warrants               | As a % of total no of warrants                           | As a % of total no of shares of the Company, assuming full conversion of warrants                   |
| Held by promoter/promoter group  | 0                             | 0  | 0   |
| Held by public   | 0                             | 0  | 0   |
| <b>Total-F</b>   | <b>0</b>                      | <b>0</b>   | <b>0</b>  |
| Total paid up capital of the company assuming full conversion of warrants and convertible securities | 7200150                       |  |   |



3/8


| AHLCON PARENTERALS (INDIA) LIMITED  |       |                  |                            |                   |                               |  |                      |  |                         |   |                                       |  |  |                |
|---|-------|------------------|----------------------------|-------------------|-------------------------------|--|----------------------|--|-------------------------|---|---------------------------------------|--|--|----------------|
| (IVb) STATEMENT SHOWING SHAREHOLDING OF PERSONS BELONGING TO THE CATEGORY |       |                  |                            |                   |                               |  |                      |  |                         |   |                                       |  |  |                |
| 'PROMOTOR' 30/09/2014   |       |                  |                            |                   |                               |  |                      |  |                         |   |                                       |  |  |                |
|   |       |                  |                            | TOTAL SHARES HELD |                               | SHARES PLEDGED OR OTHERWISE ENCUMBERED |                      |  | DETAILS OF WARRANTS     |   | DETAILS OF CONVERTIBLE SECURITIES     |  | TOTAL SHARES (INCLUDING UNDERLYING SHARES ASSUMING FULL CONVERSION OF WARRANTS AND CONVERTIBLE SECURITIES AS A % OF DILUTED SHARE CAPITAL) |                |
| Sr. No.   | FOLIO | DPID-CLID        | NAME OF THE SHAREHOLDER    | NUMBER            | AS A % OF GRAND TOTAL (A+B+C) | NUMBER                                 | AS A %               | AS A % OF GRAND TOTAL (A+B+C) OF SUB-CLAUSE (I)(a) | NUMBER OF WARRANTS HELD | AS A % OF GRAND TOTAL OF WARRANTS OF THE SAME CLASS | NUMBER OF CONVERTIBLE SECURITIES HELD | AS A % OF GRAND TOTAL OF CONVERTIBLE SECURITIES OF THE |  |                |
| (i)   |       |                  | (ii)                       | (iii)             | (iv)                          | (v)                                    | (vi) = (v)/iii * 100 | (vii)  | (viii)                  | (ix)  | (x)                                   | (xi)   |  | (xii)          |
| 1   |       | IN30016710106238 | B.BRAUN SINGAPORE PTE LTD. | 5400112           | 75                            | 0                                      | 0                    | 0  |                         |   |                                       |  |  | 5400112        |
| <b>TOTAL</b>  |       |                  |                            | <b>5400112</b>    | <b>75</b>                     | <b>0</b>                               | <b>0</b>             | <b>0</b>   |                         |   |                                       |  |  | <b>5400112</b> |



4/8

| AHLCON PARENTERALS (INDIA) LIMITED  |       |                  |  |              |  |                         |   |                                       |  |  |
|---|-------|------------------|--|--------------|--|-------------------------|---|---------------------------------------|--|--|
| STATEMENT SHOWING SHAREHOLDING OF PERSONS BELONGING TO THE CATEGORY         |       |                  |  |              |  |                         |   |                                       |  |  |
| 'PUBLIC' AND HOLDING MORE THAN 1% OF THE TOTAL NUMBER OF SHARES. 30/09/2014 |       |                  |  |              |  |                         |   |                                       |  |  |
| Sr. No.   | FOLIO | DPID-CLID        | NAME OF THE SHAREHOLDER                  | NO OF SHARES | SHARES AS A % OF TOTAL NUMBER OF SHARES (i.e. GRAND TOTAL (A)+(B)+(C) INDICATED IN STATEMENT AT PARA (I)(a) ABOVE) | DETAILS OF WARRANTS     |   | DETAILS OF CONVERTIBLE SECURITIES     |  | TOTAL SHARES (INCLUDING UNDERLYING SHARES ASSUMING FULL CONVERSION OF WARRANTS AND CONVERTIBLE SECURITIES AS A % OF DILUTED SHARE CAPITAL) |
|   |       |                  |  |              |  | NUMBER OF WARRANTS HELD | AS A % TOTAL NUMBER OF WARRANTS OF THE SAME CLASS | NUMBER OF CONVERTIBLE SECURITIES HELD | % w.r.t TOTAL NUMBER OF CONVERTIBLE SECURITIES OF THE SAME CLASS |  |
| 1   |       | IN30124110010001 | AHLUWALIA BUILDERS AND DEVELOPMENT GROUP | 119000       | 1.653  |                         |   |                                       |  | 119000   |
| 2   |       | IN30124110009998 | CAPRICON INDUSTRIALS LIMITED             | 258000       | 3.583  |                         |   |                                       |  | 258000   |
| 3   |       | IN30124110009922 | BIKRAMJIT AHLUWALIA                      | 911894       | 12.665   |                         |   |                                       |  | 911894   |
| TOTAL   |       |                  |  | 1288894      | 17.901   |                         |   |                                       |  | 1288894  |



58




**AHLCON PARENTERALS (INDIA) LIMITED**

**STATEMENT SHOWING SHAREHOLDING OF PERSONS BELONGING TO THE CATEGORY**

**'PUBLIC' AND HOLDING MORE THAN 6% OF THE TOTAL NUMBER OF SHARES. 30/09/2014**

| Sr. No.      | FOLIO | DPID-CLID        | NAME OF THE SHAREHOLDER | NO OF SHARES  | SHARES AS A % OF TOTAL NUMBER OF SHARES (i.e. GRAND TOTAL (A)+(B)+(C) INDICATED IN STATEMENT AT PARA (I)(a) ABOVE) | DETAILS OF WARRANTS     |   | DETAILS OF CONVERTIBLE SECURITIES     |  | TOTAL SHARES (INCLUDING UNDERLYING SHARES ASSUMING FULL CONVERSION OF WARRANTS AND CONVERTIBLE SECURITIES AS A % OF DILUTED SHARE CAPITAL) |
|--------------|-------|------------------|-------------------------|---------------|--|-------------------------|---|---------------------------------------|--|--|
|              |       |                  |                         |               |  | NUMBER OF WARRANTS HELD | AS A % TOTAL NUMBER OF WARRANTS OF THE SAME CLASS | NUMBER OF CONVERTIBLE SECURITIES HELD | % w.r.t TOTAL NUMBER OF CONVERTIBLE SECURITIES OF THE SAME CLASS |  |
| 1            |       | IN30124110009922 | BIKRAMJIT AHLUWALIA     | 911894        | 12.665   |                         |   |                                       |  | 911894   |
| <b>TOTAL</b> |       |                  |                         | <b>911894</b> | <b>12.665</b>  |                         |   |                                       |  | <b>911894</b>  |



|  |       |           |                         |               |            |
|--|-------|-----------|-------------------------|---------------|------------|
| AHLCON PARENTERALS (INDIA) LIMITED                       |       |           |                         |               |            |
| STATEMENT SHOWING DETAILS OF LOCKED-IN SHARES 30/09/2014 |       |           |                         |               |            |
| Sr. No.  | FOLIO | DPID-CLID | NAME OF THE SHAREHOLDER | LOCKED SHARES | % OF TOTAL |
| TOTAL  |       |           |                         | 0             | 0          |



2/8

| AHLCON PARENTERALS (INDIA) LIMITED                             |   |                           |   |   |
|--|---|---------------------------|---|---|
| (II)(A) STATEMENT SHOWING DETAILS OF DEPOSITORY RECEIPTS (DRs) |   |                           |   |   |
| Sr. No.  | Type of outstanding DR (ADRs, GDRs, SDRs, etc.) | Number of outstanding DRs | Number of shares underlying outstanding DRs | Shares underlying outstanding DRs as a percentage of total number of shares (i.e., Grand Total (A)+(B)+(C) indicated in Statement at para (I)(a) above) |
| 1  | ADR   | 0                         | 0   | 0   |
| 2  | GDR   | 0                         | 0   | 0   |
| <b>TOTAL</b>   |   | <b>0</b>                  | <b>0</b>                                    | <b>0</b>  |



8/8