



(1)(a) STATEMENT SHOWING SHAREHOLDING PATTERN IN CLAUSE-35


NAME OF THE COMPANY: AGRO DUTCH INDUSTRIES LIMITED				
SCRIP CODE:	519281	Name of the Scrip:		
Class of Security:				
QUARTER ENDED:	31/03/2015			
Partly paid-up shares	No. of partly paid-up shares	As a % of total no. of partly paid-up shares	As a % of total no. of shares of the Company.	
Held by promoter/promoter group	0			
Held by Public	0			
Total:	0			
Outstanding convertible securities:	No. of outstanding securities	As a % of total no. of outstanding convertible securities.	As a % of total no. of shares of the Company assuming full conversion of the convertible securities	
Held by promoter/promoter group	0			
Held by Public	0			
Total:	0			
Warrants:	No. of warrants	As a % of total no. of warrants	As a % of total no. of shares of the Company, assuming full conversion of warrants	
Held by promoter/promoter group	0			
Held by Public	0			
Total:	0			
Total paid-up capital of the Company, assuming full conversion of warrants and convertible securities	54365000			100.00




CATEGORY CODE	CATEGORY OF SHAREHOLDER	NO OF SHAREHOLDERS	TOTAL NUMBER OF SHARES	NO OF SHARES HELD IN DEMATERIALIZED FORM	TOTAL SHAREHOLDING AS A % OF TOTAL NO OF SHARES		SHARES PLEDGE OR OTHERWISE ENCUMBERED	AS a PERCENTAGE (IX)=(VIII)/(IV)*100
					AS a PERCENTAGE of (A+B) (VI)	AS a PERCENTAGE of (A+B+C) (VII)		
(A)	PROMOTER AND PROMOTER GROUP							
(1)	INDIAN							
(a)	Individual /HUF		5367529	5367529	9.87	9.87	4824629	89.89
(b)	Central Government/State Government(s)	0	0	0	0.00	0.00	0	0.00
(c)	Bodies Corporate	2	25136419	25136419	46.24	46.24	7292756	29.01
(d)	Financial Institutions / Banks	0	0	0	0.00	0.00	0	0.00
(e)	Others	0	0	0	0.00	0.00	0	0.00
	Sub-Total A(1) :	5	30503948	30503948	56.11	56.11	12117385	39.72
(2)	FOREIGN							
(a)	Individuals (NRIs/Foreign Individuals)	0	0	0	0.00	0.00	0	0.00
(b)	Bodies Corporate	0	0	0	0.00	0.00	0	0.00
(c)	Institutions	0	0	0	0.00	0.00	0	0.00
(d)	Qualified Foreign Investor	0	0	0	0.00	0.00	0	0.00
(e)	Others	0	0	0	0.00	0.00	0	0.00
	Sub-Total A(2) :	0	0	0	0.00	0.00	0	0.00
	Total A=A(1)+A(2)	5	30503948	30503948	56.11	56.11	12117385	39.72
(B)	PUBLIC SHAREHOLDING							
(1)	INSTITUTIONS							
(a)	Mutual Funds /UTI	4	7900	0	0.01	0.01		
(b)	Financial Institutions /Banks	0	0	0	0.00	0.00		
(c)	Central Government / State Government(s)	1	1500000	0	2.76	-2.76		
(d)	Venture Capital Funds	0	0	0	0.00	0.00		
(e)	Insurance Companies	0	0	0	0.00	0.00		
(f)	Foreign Institutional Investors	0	0	0	0.00	0.00		
(g)	Foreign Venture Capital Investors	0	0	0	0.00	0.00		



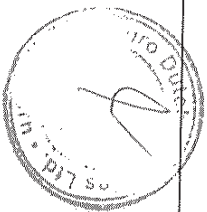
CATEGORY	CATEGORY OF SHAREHOLDER	NO OF SHAREHOLDERS	TOTAL NUMBER OF SHARES	NO OF SHARES HELD IN DEMATERIALIZED FORM	% OF TOTAL NO OF SHARES		SHARES PLEDGE OR OTHERWISE ENCUMBERED	AS a PERCENTAGE (IX)=(VIII)/(IV)*100
					AS a PERCENTAGE of (A+B) (VI)	AS a PERCENTAGE of (A+B+C) (VII)		
(i)	(ii) Qualified Foreign Investor	(iii) 0	(iv) 0	(v) 0	(vi) 0.00	(vii) 0.00	(viii) 0	(ix) 0.00
(i)	Others	0	0	0	0.00	0.00		
	Sub-Total B(1) :	5	1507900	0	2.77	2.77		
(2)	NON-INSTITUTIONS							
(a)	Bodies Corporate	368	2431968	2423458	4.47	4.47		
(b)	Individuals							
	(i) Individuals holding nominal share capital upto Rs.1 lakh	19113	11395876	10933652	20.96	20.96		
	(ii) Individuals holding nominal share capital in excess of Rs.1 lakh	215	7877253	7864453	14.49	14.49		
(c)	Others							
	DIRECTORS	1	11000	11000	0.02	0.02		
	NON RESIDENT INDIANS	892	601142	427133	1.11	1.11		
	CLEARING MEMBERS	22	35913	35913	0.07	0.07		
(d)	Qualified Foreign Investor	0	0	0	0.00	0.00		
	Sub-Total B(2) :	20611	22353152	21695609	41.12	41.12		
	Total B=B(1)+B(2) :	20616	23861052	21695609	43.89	43.89		
	Total (A+B) :	20621	54365000	52199557	100.00	100.00		
(C)	Shares held by custodians, against which Depository Receipts have been issued							
(1)	Promoter and Promoter Group							
(2)	Public	0	0	0	0.00	0.00		
	GRAND TOTAL (A+B+C) :	20621	54365000	52199557	100.00	0.00	12117385	22.29




(I)(b) Statement showing holding of securities (including shares, warrants, convertible securities) of persons belonging to the category "Promoter and Promoter Group"													
Sr. No	Name of the Shareholder	Details of Shares held			Encumbered shares (*)			Details of Warrants			Details of convertible securities		Total Shares (including underlying shares)
		No. of Shares held (iii)	As a % of grand total (A)+(B)+(C) (iv)	Pledge Shares (v)	AS a percentage (vi)=(v)/(iii)* (vi)	Grand total (A) + (B) + (C) of sub-clause (i)(a) (vii)	Number of warrants held (viii)	As a % total number of warrants of the same class (ix)	of convertible securities (x)	number of convertible securities of the same class (xi)			
1	PENTA HOMES PRIVATE LTD	19743663	36.32	1900000	9.62	3.49	0	0.00	0	0.00	0	0.00	36.32
2	VISHWA CALIBRE BUILDERS PV	5392756	9.92	5392756	100.00	9.92	0	0.00	0	0.00	0	0.00	9.92
3	MALVINDER SINGH	2911528	5.36	2911528	100.00	5.36	0	0.00	0	0.00	0	0.00	5.36
4	MALVINDER SINGH	1913101	3.52	1913101	100.00	3.52	0	0.00	0	0.00	0	0.00	3.52
5	GURPREET SINGH	542900	1.00	0	0.00	0.00	0	0.00	0	0.00	0	0.00	1.00
TOTAL :		30503948	56.11	12117385	39.72	22.29	0	0.00	0	0.00	0	0.00	56.11



(1)(c)(i)	Statement showing holding of securities (including shares, warrants, convertible securities) of persons belonging to the category "Public" and holding m	Number of shares held	Shares as a percentage of total number of shares (i.e., Grant total (A)+(B)+(C) indicated in Statement at para (1)(a) above)	Details of warrants		Details of convertible securities		Total shares (including underlying shares assuming full conversion of warrants and convertible securities) as a % of diluted share capital)
Sr.No.	Name of the shareholder	Number of shares held		Number of warrants held	As a % total number of warrants of the same class	Number of convertible securities held	% w.r.t total number of convertible securities of the same class	
1	PRESIDENT OF INDIA	1500000	2.76	0	0.00	0	0.00	2.76
2	SANGEETHA S	1005980	1.85	0	0.00	0	0.00	1.85
	TOTAL :	2505980	4.61	0	0.00	0	0.00	4.61

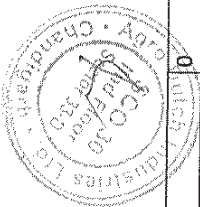


(i)(c) Statement showing holding of securities (including shares, warrants, convertible securities) of persons (together with PAC) belonging to the category "Public" and holding r	Number of shares held	Shares as a percentage of total number of shares {i.e., Grant total (A)+(B)+(C) indicated in Statement at para (i)(a) above}	Details of warrants		Details of convertible securities		Total shares (including underlying shares assuming full conversion of warrants and convertible securities) as a % of diluted share capital)
Sr.No/Name(s) of the shareholder(s) and the Persons Acting	Number of shares held	Shares as a percentage of total number of shares {i.e., Grant total (A)+(B)+(C) indicated in Statement at para (i)(a) above}	Number of warrants held	As a % total number of warrants of the same class	Number of convertible securities held	% w.r.t total number of convertible securities of the same class	
TOTAL :	0	0	0	0	0	0	0



STATEMENT SHOWING DETAILS OF LOCKED-IN SHARES"

(I)(d)	STATEMENT SHOWING DETAILS OF LOCKED-IN SHARES"			
Sr.No.	Name of the shareholder	Number of locked-in shares	Locked-in shares as a (%) percentage of total number of shares (i.e, Grand Total (A)+(B)+(C) Indicated in Statement at para (I)(a) above)	Promoter/Promoter Group/Public
TOTAL :		0	0	



STATEMENT SHOWING DETAILS OF DEPOSITORY RECEIPTS (DRS)			
(ii)(a)			
Sr.No.	Type of outstanding DR (ADRs,GDRs,SDRs,etc.)	Number of outstanding DRS	Number of shares underlying outstanding DRS
			Shares underlying outstanding DRS as a percentage of total number of shares {i.e., Grand Total (A)+(B)+(C) indicated in Statement at Para(i)(a) above}
	TOTAL :	0	0
			0

