



A G R O
D U T C H
I N D U S T R I E S
L I M I T E D

(Formerly Agro Dutch Foods Limited)

REF: ADIL/CHD/2014-15/
DATED : 21.04.2014

1. National Stock Exchange of India Ltd.
Exchange Plaza, Bandra-Kurla Complex,
Bandra (E), Mumbai – 400 051
2. The Bombay Stock Exchange Ltd.
Floor 25 PJ Tower, Dalal Street,
Mumbai 400 001.


Dear Sir,

Subject: Clause 35 of the Listing Agreement.

Pursuant to clause 35 of the Listing Agreement, please find enclosed herewith a Shareholding Pattern as on 31st March, 2014.

Kindly take the note of the same & oblige.

Thanking you,
For Agro Dutch Industries Limited



(Seema Saini)
Company Secretary

Encl:- As above.



(1)(a) STATEMENT SHOWING SHAREHOLDING PATTERN IN CLAUSE-35

NAME OF THE COMPANY: AGRO DUTCH INDUSTRIES LIMITED		NAME OF THE Scrip:	
SCRIP CODE:	519281		
Class of Security:			
QUARTER ENDED:	31/03/2014		
Partly paid-up shares	No. of partly paid-up shares	As a % of total no. of partly paid-up shares	As a % of total no. of shares of the Company.
Held by promoter/promoter group	0	0	0
Held by Public	0	0	0
Total:	0	0	0
Outstanding convertible securities:	No. of outstanding securities	As a % of total no. of outstanding convertible securities.	As a % of total no. of shares of the Company assuming full conversion of the convertible securities
Held by promoter/promoter group	0	0	0
Held by Public	0	0	0
Total:	0	0	0
Warrants:	No. of warrants	As a % of total no. of warrants	As a % of total no. of shares of the Company, assuming full conversion of warrants
Held by promoter/promoter group	0	0	0
Held by Public	0	0	0
Total:	0	0	0
Total paid-up capital of the Company, assuming full conversion of warrants and convertible securities	54365000	0	100.00




CATEGORY CODE	CATEGORY OF SHAREHOLDER	NO OF SHAREHOLDERS	TOTAL NUMBER OF SHARES	NO OF SHARES HELD IN DEMATERIALIZED FORM	TOTAL SHAREHOLDING AS A % OF TOTAL NO OF SHARES		SHARES PLEDGE OR OTHERWISE	AS a PERCENTAGE OF (IX)=(VIII)/(IV)*100
					AS a PERCENTAGE OF (A+B)	AS a PERCENTAGE OF (A+B+C)		
(I)	(II)	(III)	(IV)	(V)	(VI)	(VII)	(VIII)	(IX)
(A)	PROMOTER AND PROMOTER GROUP							
(1)	INDIAN							
(a)	Individual /HUF	3	5367529	5367529	9.87	9.87	4824629	89.89
(b)	Central Government/State Government(s)	0	0	0	0.00	0.00	0	0.00
(c)	Bodies Corporate	2	25136419	25136419	46.24	46.24	7292756	29.01
(d)	Financial Institutions / Banks	0	0	0	0.00	0.00	0	0.00
(e)	Others	0	0	0	0.00	0.00	0	0.00
	Sub-Total A(1) :	5	30503948	30503948	56.11	56.11	12117385	39.72
(2)	FOREIGN							
(a)	Individuals (NRIs/Foreign Individuals)	0	0	0	0.00	0.00	0	0.00
(b)	Bodies Corporate	0	0	0	0.00	0.00	0	0.00
(c)	Institutions	0	0	0	0.00	0.00	0	0.00
(d)	Qualified Foreign Investor	0	0	0	0.00	0.00	0	0.00
(e)	Others	0	0	0	0.00	0.00	0	0.00
	Sub-Total A(2) :	0	0	0	0.00	0.00	0	0.00
	Total A=A(1)+A(2)	5	30503948	30503948	56.11	56.11	12117385	39.72
(B)	PUBLIC SHAREHOLDING							
(1)	INSTITUTIONS							
(a)	Mutual Funds /UTI	4	7900	0	0.01	0.01		
(b)	Financial Institutions /Banks	1	128146	128146	0.24	0.24		
(c)	Central Government / State Government(s)	1	1500000	0	2.76	2.76		
(d)	Venture Capital Funds	0	0	0	0.00	0.00		
(e)	Insurance Companies	0	0	0	0.00	0.00		
(f)	Foreign Institutional Investors	0	0	0	0.00	0.00		
(g)	Foreign Venture Capital Investors	0	0	0	0.00	0.00		


(IX)=(VIII)/(IV)*100




CATEGORY CODE	CATEGORY OF SHAREHOLDER	NO OF SHAREHOLDERS	TOTAL NUMBER OF SHARES	NO OF SHARES HELD IN DEMATERIALIZED FORM	TOTAL SHAREHOLDING AS A % OF TOTAL NO OF SHARES		SHARES PLEDGE OR OTHERWISE	
					As a % of (A+B)	As a % of (A+B+C)	NUMBER OF SHARES	As a % of (IX)=(VIII)/(IV)*100
(i)	(ii)	(iii)	(iv)	(v)	(vi)	(vii)	(viii)	(ix)
(h)	Qualified Foreign Investor	0	0	0	0.00	0.00		
(i)	Others	0	0	0	0.00	0.00		
	Sub-Total B(1) :	6	1636046	128146	3.01	3.01		
(2)	NON-INSTITUTIONS							
(a)	Bodies Corporate	361	2433284	2424774	4.48	4.48		
(b)	Individuals							
	(i) Individuals holding nominal share capital upto Rs.1 lakh	19683	11606729	11139154	21.35	21.35		
	(ii) Individuals holding nominal share capital in excess of Rs.1 lakh	208	7489303	7476503	13.78	13.78		
(c)	Others							
	DIRECTORS	1	16000	16000	0.03	0.03		
	NON RESIDENT INDIANS	906	662177	487668	1.22	1.22		
	CLEARING MEMBERS	18	17513	17513	0.03	0.03		
(d)	Qualified Foreign Investor	0	0	0	0.00	0.00		
	Sub-Total B(2) :	21177	22225006	21561612	40.88	40.88		
	Total B=B(1)+B(2) :	21183	23861052	21689758	43.89	43.89		
	Total (A+B) :	21188	54365000	52193706	100.00	100.00		
(C)	Shares held by custodians, against which Depository Receipts have been issued							
(1)	Promoter and Promoter Group							
(2)	Public	0	0	0	0.00	0.00		
	GRAND TOTAL (A+B+C) :	21188	54365000	52193706	100.00	0.00	12117385	22.29




(1)(b) Statement showing holding of securities (including shares, warrants, convertible securities) of persons belonging to the category "Promoter and Promoter Gr													
Sr.No	Name of the Shareholder	Details of Shares held			Encumbered shares (*)			Details of Warrants			Details of convertible securities		Total Shares (including underlying shares assuming
		No. of Shares held (iii)	As a % of grand total (A)+(B)+(C) (iv)	Pledge Shares (v)	AS a percentage (vi)=(v)/ (vii)	AS a % of Grand total (A) + (B) + (C) of sub-clause (vii)	Number of warrants held (viii)	As a % total number of warrants of the same class (ix)	Number of convertible securities held (x)	As a % total number of convertible securities of the same (xi)	(xii)		
1	PENTA HOMES PRIVATE LTD	2E+07	36.32	1900000	9.62	3.49	0	0.00	0	0.00	0	0.00	36.32
2	VISHWA CALIBRE BUILDERS PVT	5392756	9.92	5392756	100.00	9.92	0	0.00	0	0.00	0	0.00	9.92
3	MALVINDER SINGH	2911528	5.36	2911528	100.00	5.36	0	0.00	0	0.00	0	0.00	5.36
4	MALVINDER SINGH	1913101	3.52	1913101	100.00	3.52	0	0.00	0	0.00	0	0.00	3.52
5	GURPREET SINGH	542900	1.00	0	0.00	0.00	0	0.00	0	0.00	0	0.00	1.00
	TOTAL :	3.1E+07	56.11	12117385	39.72	22.29	0	0.00	0	0.00	0	0.00	56.11



Sr.No.	Name of the shareholder	Number of shares held	Shares as a percentage of total number of shares (i.e., Grant total (A)+(B)+(C) indicated in Statement at para (I)(a) above)	Details of warrants		Details of convertible securities		Total shares (including underlying shares assuming full conversion)
				Number of warrants held	As a % total number of warrants of the same class	Number of convertible securities held	% w.r.t total number of convertible securities	
1	PRESIDENT OF INDIA	1500000	2.76	0	0.00	0	0.00	2.76
2	SANGEETHA S	1005980	1.85	0	0.00	0	0.00	1.85
	TOTAL :	2505980	4.61	0	0.00	0	0.00	4.61



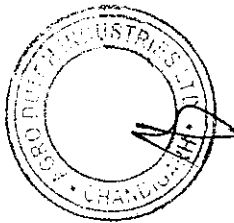
(f)(c)(ii)	Statement showing holding of securities (including shares, warrants, convertible securities) of persons (together with PAC) belonging to the category					
Sr.No.	Name(s) of the shareholder(s) and shares held	Number of shares held	Shares as a percentage of total number of shares (i.e., Grant total (A)+(B)+(C) indicated in	Details of warrants	Details of convertible securities held	Total shares (including underlying shares assuming full conversion of
		Number of warrants held	As a % total number of warrants of the same class	Number of convertible securities held	% w.r.t total number of convertible securities of the same	
	TOTAL :	0	0	0	0	0



STATEMENT SHOWING DETAILS OF LOCKED-IN SHARES"			
(1)(d)			
Sr. No.	Name of the shareholder	Number of locked-in shares	Locked-in shares as a (%) percentage of total number of shares {i.e, Grand Total (A)+(B)+(C) Indicated in Statement at para (1)(a) above}
			Promoter/Promoter Group/Public
	TOTAL :	0	0



STATEMENT SHOWING DETAILS OF DEPOSITORY RECEIPTS (DRS)			
(1)(a)			
Sr.No.	Type of outstanding DR (ADRs,GDRs,SDRs,etc.)	Number of outstanding DRS	Number of shares underlying outstanding DRS
			Shares underlying outstanding DRS as a percentage of total number of shares {i.e., Grand Total (A)+(B)+(C) indicated in Statement at Para (1)(a) above}
	TOTAL :	0	0



(ii)(b)	Statement showing Holding of Depository Receipts (DRs), where underlying shares held by "Promoter/Promoter group" are in excess of 1% of the total number shares.			
Sr.No.	Name of the DR Holder	Type of outstanding DR (ADRs, GDRs, SDRs, etc.)	Number of shares underlying outstanding DRs	Shares underlying outstanding DRs as a percentage of total number of shares {i.e., Grand Total (A)+(B)+(C) indicated in Statement at para(i)(a) above}
TOTAL :			0	0

