


Statement Showing Shareholding Pattern

Company Name: ADINATH BIO-LABS LTD- RE.1/-

Table (I)(a)

Category code	Category of Shareholder	Number of Shareholders	Total number of shares	Number of shares in dematerialized form	Total shareholding as a percentage of total number of shares	Number of shares (VIII)	As a percentage of (IX) = (VIII)/(IV)*1	Shares Pledged or otherwise encumbered
(I)	(II)	(III)	(IV)	(V)	(VI)	(VII)	(VIII)/(IV)*1	
(A)	Shareholding of Promoter and Promoter Group²							
	1 Indian							
(a)	Individuals/ HUF	0	0	0	0.00	0.00	0	0.00
(b)	Central Govt./ State Govt.(s)	0	0	0	0.00	0.00	0	0.00
(c)	Bodies Corporate	6	56838005	56838005	25.75	25.75	0	0.00
(d)	Financial Institutions/ Banks	0	0	0	0.00	0.00	0	0.00
(e)	Any Others(Specify)							
(e-i)	Trusts				0.00	0.00		0.00
(e-ii)	Directors				0.00	0.00		0.00
	Sub Total(A)(1)	6	56838005	56838005	25.75	25.75	0	0.00
2 Foreign								
a	Individuals (NRI/Foreign Individuals)	0	0	0	0.00	0.00	0	0.00
b	Bodies Corporate	0	0	0	0.00	0.00	0	0.00
c	Institutions	0	0	0	0.00	0.00	0	0.00
d	Qualified Foreign Investor	0	0	0	0.00	0.00	0	0.00
e	Any Others(Specify)							
	Sub Total(A)(2)	0	0	0	0.00	0.00	0	0.00
	Total Shareholding of Promoter	6	56838005	56838005	25.75	25.75	0	0.00
(B)	Public shareholding							
	1 Institutions							
(a)	Mutual Funds/ UTI	0	0	0	0.00	0.00	0	0.00
(b)	Financial Institutions / Banks	0	0	0	0.00	0.00	0	0.00
(c)	Central Government/ State Governm	0	0	0	0.00	0.00	0	0.00
(d)	Venture Capital Funds	0	0	0	0.00	0.00	0	0.00
(e)	Insurance Companies	0	0	0	0.00	0.00	0	0.00



(f)	Foreign Institutional Investors	0	0	0	0	0	0	0	0.00	0	0.00	0.00
(g)	Foreign Venture Capital Investors	0	0	0	0	0	0	0	0.00	0	0.00	0.00
(h)	Qualified Foreign Investor	0	0	0	0	0	0	0	0.00	0	0.00	0.00
(i)	Any Other (specify)	0	0	0	0	0	0	0	0.00	0	0.00	0.00

Sub-Total (B)(1) 0 0 0 0 0 0 0 0 0.00 0 0.00 0.00

B 2

(a)	Non-institutions											
(b)	Bodies Corporate	161	73659440	43859440	33.37	33.37	0	0	0.00	0	0.00	0.00
	Individuals											
I	Ind-Hold nominal shr capital upto Rs	5328	24163917	24142879	10.95	10.95	0	0	0.00	0	0.00	0.00
II	Ind-Hold nominal shr capital in exce	80	63496303	57096303	28.76	28.76	0	0	0.00	0	0.00	0.00
(c)	Qualified Foreign Investor	0	0	0	0.00	0.00	0	0	0.00	0	0.00	0.00
(d)	Any Other (specify)											
(d-i)	Others	0	0	0	0.00	0.00	0	0	0.00	0	0.00	0.00
(d-ii)	Clearing member	7	514666	514666	0.23	0.23	0	0	0.00	0	0.00	0.00
(d-iii)	NRIs	25	2065397	2065397	0.94	0.94	0	0	0.00	0	0.00	0.00
(d-iv)	NRI Corp Bodies	0	0	0	0.00	0.00	0	0	0.00	0	0.00	0.00
(d-v)	Foreign Corp Bodies (Including FDI)	0	0	0	0.00	0.00	0	0	0.00	0	0.00	0.00
(d-vi)	Customers	0	0	0	0.00	0.00	0	0	0.00	0	0.00	0.00
(d-vii)	Suppliers	0	0	0	0.00	0.00	0	0	0.00	0	0.00	0.00
(d-viii)	Foreign Nationals	0	0	0	0.00	0.00	0	0	0.00	0	0.00	0.00
(d-ix)	Trusts	2	4832	4832	0.00	0.00	0	0	0.00	0	0.00	0.00
(d-x)	Foreign (Promoters)	0	0	0	0.00	0.00	0	0	0.00	0	0.00	0.00
(d-xi)	Directors	0	0	0	0.00	0.00	0	0	0.00	0	0.00	0.00
(d-xii)	Directors Relatives	0	0	0	0.00	0.00	0	0	0.00	0	0.00	0.00
(d-xiii)	Foreign Individuals (Including FDI)	0	0	0	0.00	0.00	0	0	0.00	0	0.00	0.00
(B)	Sub-Total (B)(2)	5603	163904555	127683517	74.25	74.25	0	0	0.00	0	0.00	0.00
	Total Public Shareholding (B) = (5603	163904555	127683517	74.25	74.25	0	0	0.00	0	0.00	0.00


TOTAL (A)+(B) 5609 220742560 184521522 100.00 100.00 100.00 0 0 0.00 0 0.00 0.00

(C) Shares held by Custodians and against which Depository Receipts have been issued

1	Promoter and Promoter Group	0	0	0	0.00	0.00	0	0	0.00	0	0.00	0.00
2	Public	0	0	0	0.00	0.00	0	0	0.00	0	0.00	0.00
	Sub-Total (C)	0	0	0	0.00	0.00	0	0	0.00	0	0.00	0.00

GRAND TOTAL (A)+(B)+(C)


5609 220742560 184521522 100.00 100.00 100.00 0 0 0.00 0 0.00 0.00



(I)(b) Statement showing holding of securities (including shares, warrants, convertible securities) of persons belonging to the category "Promoter and Promoter Group"


Sr. No.	Name of the shareholder	Details of Shares held	Encumbered shares (*)	Details of warrants	Details of convertible securities	Total shares (including underlying shares assuming full conversion of warrants and convertible securities) as a % of diluted					
(I)	(II)	(III)	(IV)	(V)	(VI)	(VII)	(VIII)	(IX)	(X)	(XI)	(XII)
		Number of shares held	As a % of grand total (A)+(B)+(C)	No.	As a % of grand total (A)+(B)+(C)	As a % of sub-clause (I)(a)	Number of warrants held	Total Number of warrants of the same Class	Number of convertible securities held	Total Number of convertible securities of the same Class	As a % of diluted
1	JAYANT SECURITIES PRIVATE LIMITED	8002805	3.63	0	0.00	0.00	0	0.00	0	0.00	0.00
2	NIGANIA PROMOTERS PVT LTD	9600000	4.35	0	0.00	0.00	0	0.00	0	0.00	0.00
3	PRAMUKHSOFT TECHNOLOGIES (P) LTD	14843200	6.72	0	0.00	0.00	0	0.00	0	0.00	0.00
4	RAJASTHAN HORTICULTURE PRIVATE LTD	10800000	4.89	0	0.00	0.00	0	0.00	0	0.00	0.00
5	SIL LEASING & INDUSTRIAL FINANCE (P) LTD	6592000	2.99	0	0.00	0.00	0	0.00	0	0.00	0.00
6	SUNIL EXPORTS PVT LTD	7000000	3.17	0	0.00	0.00	0	0.00	0	0.00	0.00
TOTAL		56838005	25.75	0	0.00	0.00	0	0.00	0	0.00	0.00

(*) The term "encumbrance" has the same meaning as assigned to it in regulation 28(3) of the SAST Regulations, 2011




(I)(c) Statement showing holding of securities (including shares, warrants, convertible securities) of persons belonging to the category "Public" and holding more than 1% of the total number of shares

Sr. No.	Name of the shareholder	Number of shares held	Shares as a percentage of total number of shares (i.e., Grand Total (A)+(B)+(C) indicated in Statement at para (I)(a) above}	Details of warrants		Details of securities convertible		Total shares (including underlying shares assuming full conversion of warrants and convertible securities) as a % of diluted share capital
				Number of warrants held	As a % Total Number of warrants of the same Class	Number of securities held	As a % Total Number of securities of the same class	
1	ADHITA TRADING COMPANY PVT LTD	4000000	1.81	0	0.00	0.00	0	0.00
2	AFFINITY FINANCIAL SERVICES PVT LTD	4000000	1.81	0	0.00	0.00	0	0.00
3	ARAV TRADING COMPANY PVT LTD	5000000	2.27	0	0.00	0.00	0	0.00
4	ARIFBHAI ISMAILBHAI MEMON	2428027	1.10	0	0.00	0.00	0	0.00
5	ARIFBHAI ISMAILBHAI MEMON	3177708	1.44	0	0.00	0.00	0	0.00
6	B D JAIN	7000000	3.17	0	0.00	0.00	0	0.00
7	BALDEV SINGH	6000000	2.72	0	0.00	0.00	0	0.00
8	EXXON FINANCIAL SERVICES LTD	6800000	3.08	0	0.00	0.00	0	0.00
9	HIMACHAL FUTURISTIC COMMUNICATIONS LTD	6408000	2.90	0	0.00	0.00	0	0.00
10	JAGDISH SINGH PANWAR	2400000	1.09	0	0.00	0.00	0	0.00
11	JAI HIND MARMO PVT LTD	6861753	3.11	0	0.00	0.00	0	0.00
12	KREPTON TRADERS PVT LTD	5000000	2.27	0	0.00	0.00	0	0.00
13	MANAV N PATEL	2234496	1.01	0	0.00	0.00	0	0.00
14	MANJULA JAIN	3070461	1.39	0	0.00	0.00	0	0.00
15	SHREE TULSI ONLINE . COM LTD	3514683	1.59	0	0.00	0.00	0	0.00
16	SUNFLOWER BROKING PRIVATE LIMITED	12170276	5.51	0	0.00	0.00	0	0.00
17	UMESH KUMAR THAKER	11352220	5.14	0	0.00	0.00	0	0.00
18	ZIPSY TIE-UP SERVICES PVT LTD	5000000	2.27	0	0.00	0.00	0	0.00
19	ZODIAC TIE-UP SERVICES PVT LTD	3990513	1.81	0	0.00	0.00	0	0.00
TOTAL				100408137	45.48	0	0	0.00




(1)(c)(i) Statement showing holding of securities (including shares, warrants, convertible securities) of persons (together with PAC) belonging to the category "Public" and holding more than 5% of the total number of shares of the company.

Sr. No.	Name(s) of the shareholder(s) and the Persons Acting in Concert (PAC) with them	Number of shares	Shares as a percentage of total number of shares (i.e., Grand Total (A)+(B)+(C) indicated in Statement at	Details of warrants		Details of convertible securities		Total shares (including underlying shares assuming full Conversion of warrants and convertible securities) as a %
				Number of warrants	As a % Total	Number of convertible securities held	% w.r.t Total	
1	SUNFLOWER BROKING PRIVATE LIMITED	12170276	5.51	0	0.00	0	0.00	0.00
2	UMESH KUMAR THAKER	11352220	5.14	0	0.00	0	0.00	0.00
TOTAL		23522496	10.66	0	0.00	0	0.00	0.00



(1)(d) Statement showing details of locked-in shares

Name of the shareholder	Number of locked-in shares	Locked-in shares as a percentage of total number of shares {i.e., Grand Total (A)+(B)+(C) indicated in Statement at para (1)(a) above}	Promoter / Promoter Group / Public
Sr. No. 1	0	0	0.00
TOTAL	0	0	0.00




(II)(a) Statement showing details of Depository Receipts (DRs)

Sr. No.	Type of outstanding DR (ADRs, GDRs, SDRs, etc.)	Number of outstanding DRs	Number of shares underlying outstanding DRs	Shares underlying outstanding DRs as a percentage of total number of shares {i.e., Grand Total (A)+(B)+(C) indicated in Statement at para (I)(a) above}
1		0	0	0
	TOTAL	0	0	0

(II)(b) Statement showing holding of Depository Receipts (DRs), where underlying shares held
by 'promoter/promoter group' are in excess of 1% of the total number of shares.

Sr. No.	Name of the DR Holder	Type of outstanding DR (ADRs, GDRs, SDRs, etc.)	Number of shares underlying outstanding DRs	Shares underlying outstanding DRs as a percentage of total number of shares {i.e., Grand Total (A)+(B)+(C) indicated in Statement at para (I)(a) above}
1		0	0	0
	TOTAL	0	0	0



Introductory sub-table (I)(a)

Name of the Company: ADINATH BIO-LABS LTD- RE.1/-
Scrip Code, Name of the scrip, class of security
Quarter ended: 30/06/2014

Partly paid-up shares:-	As a % of total no. of	
	No. of partly paid-up shares	partly paid-up shares
Held by promoter/promoter group	NIL	NIL
Held by public	NIL	NIL
Total - D	NIL	NIL

Outstanding convertible securities:-

	As a % of total no. of shares	
	No. of outstanding securities	of the company, assuming full conversion of the convertible securities
Held by promoter/promoter group	NIL	NIL
Held by public	NIL	NIL
Total - E	NIL	NIL

Warrants:-

	As a % of total no. of	
	No. of warrants	warrants
Held by promoter/promoter group	NIL	NIL
Held by public	NIL	NIL
Total - F	NIL	NIL

Total paid-up capital of the company, assuming full conversion of warrants and convertible securities

220742560

