

Introductory sub-table (I)(a)

Name of the Company:
Scrip Code, Name of the scrip, class of security:
Quarter ended:

ADINATH BIO-LABS LTD- RE.1/-
 590088
 31/12/2014

Partly paid-up shares:-	As a % of total no. of partly paid-up shares	As a % of total no. of shares of the company
Held by promoter/promoter group	NIL	NIL
Held by public	NIL	NIL
Total - D	NIL	NIL

Outstanding convertible securities:-	As a % of total no. of outstanding convertible securities	As a % of total no. of shares of the company, assuming full conversion of the full convertible securities
Held by promoter/promoter group	NIL	NIL
Held by public	NIL	NIL
Total - E	NIL	NIL

Warrants:-	As a % of total no. of warrants	As a % of total no. of shares of the company, assuming full conversion of warrants
Held by promoter/promoter group	NIL	NIL
Held by public	NIL	NIL
Total - F	NIL	NIL

Total paid-up capital of the company, assuming full conversion of warrants and convertible securities


220742560



Company Name: ADINATH BIO-LABS LTD- RE.1/-

Statement Showing Shareholding Pattern
Table (I)(a)

Category code	Category of Shareholder	Number of Shareholders	Total number of shares	Number of shares held in dematerialized form	Total shareholding as a percentage of total number of shares	As a percentage of (A+B) ¹ (VI)	As a percentage of (A+B+C) (VII)	Number of shares (VIII)	As a percentage (IX)=(VIII)/(IV)*1	Shares Pledged or otherwise encumbered
(I)	(II)	(III)	(IV)	(V)	(VI)	(VII)	(VIII)	(IX)	(X)	(XI)
(A)	Shareholding of Promoter and Promoter Group²									
	1 Indian									
(a)	Individuals/ HUF	0	0	0	0.00	0.00	0	0.00	0.00	0
(b)	Central Govt./ State Govt.(s)	0	0	0	0.00	0.00	0	0.00	0.00	0
(c)	Bodies Corporate	6	56838005	56838005	25.75	25.75	0	0.00	0.00	0
(d)	Financial Institutions/ Banks	0	0	0	0.00	0.00	0	0.00	0.00	0
(e)	Any Others(Specify)									
(e-i)	Trusts				0.00	0.00		0.00	0.00	
(e-ii)	Directors				0.00	0.00		0.00	0.00	
	Sub Total(A)(1)	6	56838005	56838005	25.75	25.75	0	0.00	0.00	0
	2 Foreign									
a	Individuals (NRI/Foreign Individuals)	0	0	0	0.00	0.00	0	0.00	0.00	0
b	Bodies Corporate	0	0	0	0.00	0.00	0	0.00	0.00	0
c	Institutions	0	0	0	0.00	0.00	0	0.00	0.00	0
d	Qualified Foreign Investor	0	0	0	0.00	0.00	0	0.00	0.00	0
e	Any Others(Specify)	0	0	0	0.00	0.00	0	0.00	0.00	0
	Sub Total(A)(2)	0	0	0	0.00	0.00	0	0.00	0.00	0
	Total Shareholding of Promoter and Promoter Group (A)= (A)(1)+(A)(2)	6	56838005	56838005	25.75	25.75	0	0.00	0.00	0
	Public shareholding									
	1 Institutions									
(a)	Mutual Funds/ UTI	0	0	0	0.00	0.00	0	0.00	0.00	0
(b)	Financial Institutions / Banks	0	0	0	0.00	0.00	0	0.00	0.00	0
(c)	Central Government/ State Government(s)	0	0	0	0.00	0.00	0	0.00	0.00	0



(d)	Venture Capital Funds	0	0	0	0	0	0	0	0	0	0	0	0	0	0	0	0	0	0	0	0	0	0	0
(e)	Insurance Companies	0	0	0	0	0	0	0	0	0	0	0	0	0	0	0	0	0	0	0	0	0	0	0
(f)	Foreign Institutional Investors	0	0	0	0	0	0	0	0	0	0	0	0	0	0	0	0	0	0	0	0	0	0	0
(g)	Foreign Venture Capital Investors	0	0	0	0	0	0	0	0	0	0	0	0	0	0	0	0	0	0	0	0	0	0	0
(h)	Qualified Foreign Investor	0	0	0	0	0	0	0	0	0	0	0	0	0	0	0	0	0	0	0	0	0	0	0
(i)	Any Other (specify)	0	0	0	0	0	0	0	0	0	0	0	0	0	0	0	0	0	0	0	0	0	0	0

Sub-Total (B)(1) 0

B 2 Non-institutions

(a)	Bodies Corporate	144	62065606	32265606	28.12	28.12	0	0	0	0	0	0	0	0	0	0	0	0	0	0	0	0	0	0
(b)	Individuals	5479	25542598	25521558	11.57	11.57	0	0	0	0	0	0	0	0	0	0	0	0	0	0	0	0	0	0
I	Ind-Hold nominal shr capital upto Rs.1L	77	73753739	67353739	33.41	33.41	0	0	0	0	0	0	0	0	0	0	0	0	0	0	0	0	0	0
II	Ind-Hold nominal shr capital in excess of Rs.1L	0	0	0	0.00	0.00	0	0	0	0	0	0	0	0	0	0	0	0	0	0	0	0	0	0
(c)	Qualified Foreign Investor	0	0	0	0.00	0.00	0	0	0	0	0	0	0	0	0	0	0	0	0	0	0	0	0	0
(d)	Any Other (specify)	0	0	0	0.00	0.00	0	0	0	0	0	0	0	0	0	0	0	0	0	0	0	0	0	0
(d-i)	Others	0	0	0	0.00	0.00	0	0	0	0	0	0	0	0	0	0	0	0	0	0	0	0	0	0
(d-ii)	Clearing member	4	77175	77175	0.03	0.03	0	0	0	0	0	0	0	0	0	0	0	0	0	0	0	0	0	0
(d-iii)	NRIs	28	2460605	2460605	1.11	1.11	0	0	0	0	0	0	0	0	0	0	0	0	0	0	0	0	0	0
(d-iv)	NRI Corp Bodies	0	0	0	0.00	0.00	0	0	0	0	0	0	0	0	0	0	0	0	0	0	0	0	0	0
(d-v)	Foreign Corp Bodies (Including FDI)	0	0	0	0.00	0.00	0	0	0	0	0	0	0	0	0	0	0	0	0	0	0	0	0	0
(d-vi)	Customers	0	0	0	0.00	0.00	0	0	0	0	0	0	0	0	0	0	0	0	0	0	0	0	0	0
(d-vii)	Suppliers	0	0	0	0.00	0.00	0	0	0	0	0	0	0	0	0	0	0	0	0	0	0	0	0	0
(d-viii)	Foreign Nationals	0	0	0	0.00	0.00	0	0	0	0	0	0	0	0	0	0	0	0	0	0	0	0	0	0
(d-ix)	Trusts	2	4832	4832	0.00	0.00	0	0	0	0	0	0	0	0	0	0	0	0	0	0	0	0	0	0
(d-x)	Foreign (Promoters)	0	0	0	0.00	0.00	0	0	0	0	0	0	0	0	0	0	0	0	0	0	0	0	0	0
(d-xi)	Directors	0	0	0	0.00	0.00	0	0	0	0	0	0	0	0	0	0	0	0	0	0	0	0	0	0
(d-xii)	Directors Relatives	0	0	0	0.00	0.00	0	0	0	0	0	0	0	0	0	0	0	0	0	0	0	0	0	0
(d-xiii)	Foreign Individuals (Including FDI)	0	0	0	0.00	0.00	0	0	0	0	0	0	0	0	0	0	0	0	0	0	0	0	0	0
(B)	Sub-Total (B)(2)	5734	163904555	127683515	74.25	74.25	0	0	0	0	0	0	0	0	0	0	0	0	0	0	0	0	0	0
(B)	Total Public Shareholding (B) = (B)(1)+(B)(2)	5734	163904555	127683515	74.25	74.25	0	0	0	0	0	0	0	0	0	0	0	0	0	0	0	0	0	0

TOTAL (A)+(B) 5740 220742560 184521520 100.00 100.00 100.00 0 0 0 0 0 0 0 0 0 0 0 0 0 0 0 0 0 0

(C) Shares held by Custodians and against which Depository Receipts have been issued

1	Promoter and Promoter Group	0	0	0	0.00	0.00	0	0	0	0	0	0	0	0	0	0	0	0	0	0	0	0	0	0
2	Public -	0	0	0	0.00	0.00	0	0	0	0	0	0	0	0	0	0	0	0	0	0	0	0	0	0
	Sub-Total (C)	0	0	0	0.00	0.00	0	0	0	0	0	0	0	0	0	0	0	0	0	0	0	0	0	0

GRAND TOTAL (A)+(B)+(C) 5740 220742560 184521520 100.00 100.00 100.00 0 0 0 0 0 0 0 0 0 0 0 0 0 0 0 0 0 0



(I)(b) Statement showing holding of securities (including shares, warrants, convertible securities) of persons belonging to the category "Promoter and Promoter Group"


Sr. No.	Name of the shareholder	Details of Shares held	Encumbered shares (*)	Details of warrants	Details of convertible securities	Total shares (including underlying shares assuming full conversion of warrants and convertible securities) as a % of diluted share capital					
(I)	(II)	(III)	(IV)	(V)	(VI)	(VII)	(VIII)	(IX)	(X)	(XI)	(XII)
		Number of shares held	As a % of grand total (A) + (B) + (C)	No.	As a percentage	As a % of grand total (A)+(B)+(C) of sub-clause (I)(a)	Number of warrants held	As a % of Total Number of warrants of the same Class	Number of convertible securities held	As a % of Total Number of convertible securities of the same Class	
1	JAYANT SECURITIES PRIVATE LIMITED	8002805	3.63	0	0.00	0.00	0	0.00	0	0.00	0.00
2	NIGANIA PROMOTERS PVT LTD	9600000	4.35	0	0.00	0.00	0	0.00	0	0.00	0.00
3	PRAMUKHSOFT TECHNOLOGIES (P) LTD	14843200	6.72	0	0.00	0.00	0	0.00	0	0.00	0.00
4	RAJASTHAN HORTICULTURE PRIVATE LIMITED	10800000	4.89	0	0.00	0.00	0	0.00	0	0.00	0.00
5	SIL LEASING & INDUSTRIAL FINANCE PVT LTD	6592000	2.99	0	0.00	0.00	0	0.00	0	0.00	0.00
6	SUNIL EXPORTS PVT LTD	7000000	3.17	0	0.00	0.00	0	0.00	0	0.00	0.00
	TOTAL	56838005	25.75	0	0.00	0.00	0	0.00	0	0.00	0.00

(*) The term "encumbrance" has the same meaning as assigned to it in regulation 28(3) of the SAST Regulations, 2011




(I)(c) Statement showing holding of securities (including shares, warrants, convertible securities) of persons belonging to the category "Public" and holding more than 1% of the total number of shares

Sr. No.	Name of the shareholder	Number of shares held	Shares as a percentage of total number of shares {i.e., Grand Total (A)+(B)+(C) indicated in Statement at para (I)(a) above}	Details of warrants		Details of		Total shares (including underlying shares assuming full Conversion of warrants and convertible securities) as a % of diluted share capital
				Number of warrants held	As a % Total Number of warrants of the same Class	Number of convertible securities held	As a % Total Number of convertible securities of the same Class	
1	ADHITA TRADING COMPANY PVT LTD	4000000	1.81	0	0.00	0.00	0	0.00
2	AFFINITY FINANCIAL SERVICES PVT LTD	4000000	1.81	0	0.00	0.00	0	0.00
3	ARAV TRADING COMPANY PVT LTD	5000000	2.27	0	0.00	0.00	0	0.00
4	ARIFBHAI ISMAILBHAI MEMON	2428027	1.10	0	0.00	0.00	0	0.00
5	ARIFBHAI ISMAILBHAI MEMON	3177708	1.44	0	0.00	0.00	0	0.00
6	B D JAIN	7000000	3.17	0	0.00	0.00	0	0.00
7	BALDEV SINGH	6000000	2.72	0	0.00	0.00	0	0.00
8	EXXON FINANCIAL SERVICES LTD	6800000	3.08	0	0.00	0.00	0	0.00
9	HIMACHAL FUTURISTIC COMMUNICATIONS LTD	6408000	2.90	0	0.00	0.00	0	0.00
10	JAGDISH SINGH PANWAR	2400000	1.09	0	0.00	0.00	0	0.00
11	JAI HIND MARMO PVT LTD	6861753	3.11	0	0.00	0.00	0	0.00
12	KREPTON TRADERS PVT LTD	5000000	2.27	0	0.00	0.00	0	0.00
13	MANJULA JAIN	3070461	1.39	0	0.00	0.00	0	0.00
14	PRAMODKUMAR JAIN SECURITIES PVT. LTD	2469936	1.12	0	0.00	0.00	0	0.00
15	SANDIP LAXMANBHAI BHAMANI	13371175	6.06	0	0.00	0.00	0	0.00
16	SHREE TULSI ONLINE . COM LTD	3514683	1.59	0	0.00	0.00	0	0.00
17	UMESH KUMAR THAKER	11352220	5.14	0	0.00	0.00	0	0.00
18	ZIPSY TIE-UP SERVICES PVT LTD	5000000	2.27	0	0.00	0.00	0	0.00
19	ZODIAC TIE-UP SERVICES PVT LTD	3990513	1.81	0	0.00	0.00	0	0.00
	TOTAL	101844476	46.13	0	0.00	0.00	0	0.00



(I)(c)(ii) Statement showing holding of securities (including shares, warrants, convertible securities) of persons (together with PAC) belonging to the category "Public" and holding more than 5% of the total number of shares of the company

Sr. No.	Name(s) of the shareholder(s) and the Persons Acting in Concert (PAC) with them	Number of shares	Shares as a percentage of total number of shares {i.e., Grand Total (A)+(B)+(C) indicated in Statement at para (I)(a) above}	Details of warrants		Details of convertible securities		Total shares (including underlying shares assuming full Conversion of warrants and convertible securities) as a % of diluted share capital
				Number of warrants	As a % Total Number of warrants of the same Class	Number of convertible securities held	% w.r.t Total Number of convertible securities of the same Class	
1	SANDIP LAXMANBHAI BHAMANI	13371175	6.06	0	0.00	0	0.00	0.00
2	UMESH KUMAR THAKER	11352220	5.14	0	0.00	0	0.00	0.00
	TOTAL	24723395	11.20	0	0.00	0	0.00	0.00



(I)(d) Statement showing details of locked-in shares

Sr. No.	Name of the shareholder	Number of locked-in shares	Locked-in shares as a percentage of total number of shares {i.e., Grand Total (A)+(B)+(C) indicated in Statement at para (I)(a) above}	Promoter / Promoter Group / Public
1		0	0.00	
	TOTAL	0	0.00	

(II)(a) Statement showing details of Depository Receipts (DRs)

Sr. No.	Type of outstanding DR (ADRs, GDRs, SDRs, etc.)	Number of outstanding DRs	Number of shares underlying outstanding DRs	Shares underlying outstanding DRs as a percentage of total number of shares {i.e., Grand Total (A)+(B)+(C) indicated in Statement at para (I)(a) above}
1		0	0	0
	TOTAL	0	0	0

(II)(b) Statement showing holding of Depository Receipts (DRs), where underlying shares held by 'promoter/promoter group' are in excess of 1% of the total number of shares

Sr. No.	Name of the DR Holder	Type of outstanding DR (ADRs, GDRs, SDRs, etc.)	Number of shares underlying outstanding DRs	Shares underlying outstanding DRs as a percentage of total number of shares {i.e., Grand Total (A)+(B)+(C) indicated in Statement at para (I)(a) above}
1			0	0
	TOTAL		0	0

