



(1)(a) STATEMENT SHOWING SHAREHOLDING PATTERN IN CLAUSE-35


NAME OF THE COMPANY: ADHUNIK METALIKS LIMITED		Name of the Scrip:	
SCRIP CODE:	532727		
Class of Security:			
QUARTER ENDED:	31/03/2015		
		As a % of total no. of partly paid-up shares	As a % of total no. of shares of the Company.
Partly paid-up shares			
Held by promoter/promoter group	0	0	0
Held by Public	0	0	0
Total:	0	0	0
		As a % of total no. of shares of the Company assuming full conversion of the convertible securities	
Outstanding convertible securities:		As a % of total no. of outstanding convertible securities.	
Held by promoter/promoter group	0	0	0
Held by Public	0	0	0
Total:	0	0	0
		As a % of total no. of shares of the Company, assuming full conversion of warrants	
Warrants:		As a % of total no. of warrants	
Held by promoter/promoter group	0	0	0
Held by Public	0	0	0
Total:	0	0	0
Total paid-up capital of the Company, assuming full conversion of warrants and convertible securities	123499536 shares of Rs. 10/- each	0	100.00




CATEGORY CODE	CATEGORY OF SHAREHOLDER (i)	NO OF SHAREHOLDERS (iii)	TOTAL NUMBER OF SHARES (iv)	NO OF SHARES HELD IN (v)	SHARES AS a PERCENTAGE of (A+B) (vi)	AS a PERCENTAGE of (A+B+C) (vii)	SHARES PLEDGE OR OTHERWISE ENCUMBERED	
							NUMBER OF SHARES (viii)	AS a PERCENTAGE (ix)=(viii)/(iv)*100
(A)	PROMOTER AND PROMOTER GROUP							
(1)	INDIAN							
(a)	Individual/HUF	16	11103634	11103634	8.99	8.99	0	0.00
(b)	Central Government/State Government(s)	0	0	0	0.00	0.00	0	0.00
(c)	Bodies Corporate	12	68809537	68809537	55.72	55.72	25217391	36.65
(d)	Financial Institutions / Banks	0	0	0	0.00	0.00	0	0.00
(e)	Others	0	0	0	0.00	0.00	0	0.00
	Sub-Total A(1) :	28	79913171	79913171	64.71	64.71	25217391	31.56
(2)	FOREIGN							
(a)	Individuals (NRIs/Foreign Individuals)	0	0	0	0.00	0.00	0	0.00
(b)	Bodies Corporate	0	0	0	0.00	0.00	0	0.00
(c)	Institutions	0	0	0	0.00	0.00	0	0.00
(d)	Qualified Foreign Investor	0	0	0	0.00	0.00	0	0.00
(e)	Others	0	0	0	0.00	0.00	0	0.00
	Sub-Total A(2) :	0	0	0	0.00	0.00	0	0.00
	Total A=A(1)+A(2)	28	79913171	79913171	64.71	64.71	25217391	31.56



(b)	PUBLIC SHAREHOLDING											
(1)	INSTITUTIONS											
(a)	Mutual Funds /UTI	0	0	0	0	0	0	0	0	0	0	0.00
(b)	Financial Institutions /Banks	5	4642366	4642366	4642366	4642366	4642366	4642366	4642366	4642366	4642366	3.76
(c)	Central Government / State Government(s)	0	0	0	0	0	0	0	0	0	0	0.00
(d)	Venture Capital Funds	0	0	0	0	0	0	0	0	0	0	0.00
(e)	Insurance Companies	0	0	0	0	0	0	0	0	0	0	0.00
(f)	Foreign Institutional Investors	6	5949413	5949413	5949413	5949413	5949413	5949413	5949413	5949413	5949413	4.82
(g)	Foreign Venture Capital Investors	0	0	0	0	0	0	0	0	0	0	0.00
(h)	Qualified Foreign Investor	0	0	0	0	0	0	0	0	0	0	0.00
(i)	Others	0	0	0	0	0	0	0	0	0	0	0.00
	Sub-Total B(1) :	11	10591779	10591779	10591779	10591779	10591779	10591779	10591779	10591779	10591779	8.58
(2)	NON-INSTITUTIONS											
(a)	Bodies Corporate	520	13938667	13938667	13938667	13938667	13938667	13938667	13938667	13938667	13938667	11.29
(b)	Individuals											
	(i) Individuals holding nominal share capital upto Rs.1 lakh	21922	7743219	7743219	7743219	7743219	7743219	7743219	7743219	7743219	7743219	6.27
	(ii) Individuals holding nominal share capital in excess of Rs.1 lakh	110	5357962	5357962	5357962	5357962	5357962	5357962	5357962	5357962	5357962	4.34
(c)	Others											
	FOREIGN BODIES	1	5463180	5463180	5463180	5463180	5463180	5463180	5463180	5463180	5463180	4.42
	CLEARING MEMBERS	57	193720	193720	193720	193720	193720	193720	193720	193720	193720	0.16
	NON RESIDENT INDIANS	357	296838	296838	296838	296838	296838	296838	296838	296838	296838	0.24
	OVERSEAS CORPORATE BODIES	1	1000	1000	1000	1000	1000	1000	1000	1000	1000	0.00
(d)	Qualified Foreign Investor	0	0	0	0	0	0	0	0	0	0	0.00
	Sub-Total B(2) :	22968	32994586	32994586	32994586	32994586	32994586	32994586	32994586	32994586	32994586	26.72
	Total B=B(1)+B(2) :	22979	43586365	43586365	43586365	43586365	43586365	43586365	43586365	43586365	43586365	35.29
	Total (A+B) :	23007	123499536	123499536	123499536	123499536	123499536	123499536	123499536	123499536	123499536	100.00
(C)	Shares held by custodians, against which Depository Receipts have been issued											
(1)	Promoter and Promoter Group	0	0	0	0	0	0	0	0	0	0	0.00
(2)	Public	0	0	0	0	0	0	0	0	0	0	0.00
	GRAND TOTAL (A+B+C) :	23007	123499536	123499536	123499536	123499536	123499536	123499536	123499536	123499536	123499536	20.42



Statement showing holding of securities (including shares, warrants, convertible securities) of persons belonging to the category "Promoter and Promoter Group"													
Sr.No	Name of the Shareholder	Details of Shares held			Encumbered shares (*)			Details of Warrants			Details of convertible securities		Total Shares (including underlying shares assuming full conversion of warrants and convertible securities) as a % of diluted share capital
		No. of Shares held (III)	As a % of grand total (A)+(B)+(C) (IV)	Pledge Shares (V)	AS a percentage (VI)=(V)/(III)*100 (VII)	AS a % of grand total (A) + (B) + (C) of sub-clause (I)(a) (VIII)	Number of warrants held (IX)	As a % total number of warrants of the same class (X)	Number of convertible securities held (XI)	As a % total number of convertible securities of the same class (XII)			
1	MAHANANDA SUPPLIERS LIMITED	16250000	13.16		0	0.00	0	0.00	0	0.00	0	0.00	13.16
2	SUNGROWTH SHARE AND STOCKS LIMITED	13006349	10.53	13006349	100.00	10.53	0	0.00	0	0.00	0	0.00	10.53
3	MAHANANDA SUPPLIERS LIMITED	11600000	9.39		0	0.00	0	0.00	0	0.00	0	0.00	9.39
4	SUNGROWTH SHARE AND STOCKS LIMITED	7750000	6.28	7750000	100.00	6.28	0	0.00	0	0.00	0	0.00	6.28
5	ADHUNIK STEELS LIMITED	6103492	4.94		0	0.00	0	0.00	0	0.00	0	0.00	4.94
6	SUNGROWTH SHARE & STOCKS LIMITED	5550000	4.49		0	0.00	0	0.00	0	0.00	0	0.00	4.49
7	MAHANANDA SUPPLIERS LIMITED	2143485	1.74	2143485	100.00	1.74	0	0.00	0	0.00	0	0.00	1.74
8	SUNGROWTH SHARE AND STOCKS LIMITED	2000000	1.62		0	0.00	0	0.00	0	0.00	0	0.00	1.62
9	ADHUNIK MEGHALAYA STEELS PVT. LTD.	1600000	1.30	810804	50.68	0.66	0	0.00	0	0.00	0	0.00	1.30
10	NIRMAL KUMAR AGARWAL	1540825	1.25		0	0.00	0	0.00	0	0.00	0	0.00	1.25
11	SUNGROWTH SHARE AND STOCKS LTD	1506753	1.22	1506753	100.00	1.22	0	0.00	0	0.00	0	0.00	1.22
12	MOHAN LAL AGARWAL	1453763	1.18		0	0.00	0	0.00	0	0.00	0	0.00	1.18
13	MANOJ KUMAR AGARWAL	1297256	1.05		0	0.00	0	0.00	0	0.00	0	0.00	1.05
14	FUTURISTIC STEEL PRIVATE LIMITED	1259458	1.02		0	0.00	0	0.00	0	0.00	0	0.00	1.02
15	JUGAL KISHORE AGARWAL	1252032	1.01		0	0.00	0	0.00	0	0.00	0	0.00	1.01
16	MAHESH KUMAR AGARWAL	1213846	0.98		0	0.00	0	0.00	0	0.00	0	0.00	0.98
17	GHANSHYAM DAS AGARWAL	1085536	0.88		0	0.00	0	0.00	0	0.00	0	0.00	0.88
18	MEENA AGARWAL	740000	0.60		0	0.00	0	0.00	0	0.00	0	0.00	0.60
19	CHANDRAKANTA AGARWAL	686212	0.56		0	0.00	0	0.00	0	0.00	0	0.00	0.56
20	SONIKA AGARWAL	516767	0.42		0	0.00	0	0.00	0	0.00	0	0.00	0.42
21	RITA AGARWAL	399242	0.32		0	0.00	0	0.00	0	0.00	0	0.00	0.32
22	ANITA AGARWAL	312680	0.25		0	0.00	0	0.00	0	0.00	0	0.00	0.25
23	EKTA AGARWAL	190000	0.15		0	0.00	0	0.00	0	0.00	0	0.00	0.15
24	PERMILA AGARWAL	173463	0.14		0	0.00	0	0.00	0	0.00	0	0.00	0.14
25	SACHIN KUMAR AGARWAL	85606	0.07		0	0.00	0	0.00	0	0.00	0	0.00	0.07
26	NAVEEN KUMAR AGARWAL	85606	0.07		0	0.00	0	0.00	0	0.00	0	0.00	0.07
27	SMITA AGARWAL	70800	0.06		0	0.00	0	0.00	0	0.00	0	0.00	0.06
28	ADHUNIK INDUSTRIES LIMITED	40000	0.03		0	0.00	0	0.00	0	0.00	0	0.00	0.03
	TOTAL :	79913171	64.71	25217391	31.56	20.42	0	0.00	0	0.00	0	0.00	64.71



Sr.No.	Name of the shareholder	Number of shares held	Shares as a percentage of total number of shares (i.e., Grant total (A)-(B)-(C) indicated in Statement at para (f)(a) above)	Details of warrants		Details of convertible securities		Total shares (including underlying shares assuming full conversion of warrants and convertible securities) as a % of diluted share capital)
				As a % total number of warrants of the same class		% w.r.t Total number of convertible securities of the same class		
				Number of warrants held	As a % total number of warrants of the same class	Number of convertible securities held	% w.r.t Total number of convertible securities of the same class	
1	LINKSTAR MARKETING PRIVATE LIMITED	5983464	4.84	0	0.00	0	0.00	4.84
2	CLEARWATER CAPITAL PARTNERS CVPRUS LTD	5463180	4.42	0	0.00	0	0.00	4.42
3	CLEARWATER CAPITAL PARTNERS SINGAPORE FUND III PRIVATE LIMITED	3773658	3.06	0	0.00	0	0.00	3.06
4	AADI FINANCIAL ADVISORS LLP	3207047	2.60	0	0.00	0	0.00	2.60
5	LUC OF INDIA PROFIT PLUS GROWTH FUND	2439711	1.98	0	0.00	0	0.00	1.98
6	LUC OF INDIA MARKET PLUS GROWTH FUND	1364038	1.10	0	0.00	0	0.00	1.10
TOTAL :		22231098	18.00	0	0.00	0	0.00	18.00

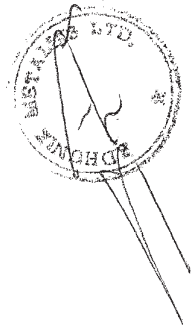


(i)(c)(ii)	Statement showing holding of securities (including shares, warrants, convertible securities) of persons (together with PAC) belonging to the category "Public" and holding more than 5% of the total number of shares of the company	Number of shares held	Shares as a percentage of total number of shares (i.e., Grant total (A)+(B)+(C) indicated in Statement at para (i)(a) above)	Details of warrants		Details of convertible securities		Total shares (including underlying shares assuming full conversion of warrants and convertible securities) as a % of diluted share capital
				Number of warrants held	As a % total number of warrants of the same class	Number of convertible securities held	% w.r.t total number of convertible securities of the same class	
	Name(s) of the shareholder(s) and the Persons Acting in Concert (PAC) with them							
	TOTAL :	0	0	0	0	0	0	0




STATEMENT SHOWING DETAILS OF LOCKED-IN SHARES"

(I)(d)			
	Number of locked-in shares	Locked-in shares as a (%) percentage of total number of shares (i.e, Grand Total (A)+(B)+(C) Indicated in Statement at para (I)(a) above)	Promoter/Promoter Group/Public
Sr.No.	Name of the shareholder		
	TOTAL :	0	0



STATEMENT SHOWING DETAILS OF DEPOSITORY RECEIPTS (DRS)				
(II)(a)				
	Type of outstanding DR (ADRs, GDRs, SDRs, etc.)	Number of outstanding DRS	Number of shares underlying outstanding DRS	Shares underlying outstanding DRS as a percentage of total number of shares (i.e., Grand Total (A)+(B)+(C) indicated in Statement at Para(I)(a) above}
	TOTAL :	0	0	0



(II)(b)	Statement showing Holding of Depository Receipts (DRs), where underlying shares held by "Promoter/Promoter group" are in excess of 1% of the total number shares.			
	Name of the DR Holder	Type of outstanding DR (ADRs, GDRs, SDRs, etc.)	Number of shares underlying outstanding DRs	Shares underlying outstanding DRs as a percentage of total number of shares {i.e., Grand Total (A)+(B)+(C) indicated in Statement at para(I)(a) above}
Sr.No.				
TOTAL :			0	0

