



(1)(a) STATEMENT SHOWING SHAREHOLDING PATTERN IN CLAUSE-35


NAME OF THE COMPANY:ADHUNIK METALIKS LIMITED		Name of the Scrip:	
SCRIP CODE:	532727		
Class of Security:			
QUARTER ENDED:	31/03/2014		
Partly paid-up shares	No. of partly paid-up shares	As a % of total no. of partly paid-up shares	As a % of total no. of shares of the Company.
Held by promoter/promoter group	0	0	0
Held by Public	0	0	0
<b>Total:</b>	<b>0</b>	<b>0</b>	<b>0</b>
Outstanding convertible securities:	No. of outstanding securities	As a % of total no. of outstanding convertible securities.	As a % of total no. of shares of the Company assuming full conversion of the convertible securities
Held by promoter/promoter group	0	0	0
Held by Public	0	0	0
<b>Total:</b>	<b>0</b>	<b>0</b>	<b>0</b>
Warrants:	No. of warrants	As a % of total no. of warrants	As a % of total no. of shares of the Company, assuming full conversion of warrants
Held by promoter/promoter group	0	0	0
Held by Public	0	0	0
<b>Total:</b>	<b>0</b>	<b>0</b>	<b>0</b>
Total paid-up capital of the Company, assuming full conversion of warrants and convertible securities			100.00
123499536 shares of Rs.10/- Each			0



CATEGORY CODE	CATEGORY OF SHAREHOLDER	NO OF SHAREHOLDERS (iii)	TOTAL NUMBER OF SHARES (iv)	NO OF SHARES HELD IN DEMATERIALIZED FORM (v)	TOTAL SHAREHOLDING AS A % OF TOTAL NO OF SHARES		NUMBER OF SHARES (viii)	SHARES PLEDGE OR OTHERWISE ENCUMBERED
					AS a PERCENTAGE of (A+B) (vi)	As a PERCENTAGE of (A+B+C) (vii)		
(i)	(ii)							
(A)	PROMOTER AND PROMOTER GROUP							
(1)	INDIAN							
(a)	Individual /HUF	16	11103634	11103634	8.99	8.99	0	0.00
(b)	Central Government/State Government(s)	0	0	0	0.00	0.00	0	0.00
(c)	Bodies Corporate	12	68809537	68809537	55.72	55.72	21850000	31.75
(d)	Financial Institutions / Banks	0	0	0	0.00	0.00	0	0.00
(e)	Others	0	0	0	0.00	0.00	0	0.00
	Sub-Total A(1) :	28	79913171	79913171	64.71	64.71	21850000	27.34
(2)	FOREIGN							
(a)	Individuals (NRIs/Foreign Individuals)	0	0	0	0.00	0.00	0	0.00
(b)	Bodies Corporate	0	0	0	0.00	0.00	0	0.00
(c)	Institutions	0	0	0	0.00	0.00	0	0.00
(d)	Qualified Foreign Investor	0	0	0	0.00	0.00	0	0.00
(e)	Others	0	0	0	0.00	0.00	0	0.00
	Sub-Total A(2) :	0	0	0	0.00	0.00	0	0.00
	Total A=A(1)+A(2)	28	79913171	79913171	64.71	64.71	21850000	27.34
(B)	PUBLIC SHAREHOLDING							
(1)	INSTITUTIONS							
(a)	Mutual Funds /UTI	1	2000000	2000000	1.62	1.62	0	0.00
(b)	Financial Institutions /Banks	5	4942366	4942366	4.00	4.00	0	0.00
(c)	Central Government / State Government(s)	0	0	0	0.00	0.00	0	0.00
(d)	Venture Capital Funds	0	0	0	0.00	0.00	0	0.00
(e)	Insurance Companies	0	0	0	0.00	0.00	0	0.00
(f)	Foreign Institutional Investors	7	6516720	6516720	5.28	5.28	0	0.00
(g)	Foreign Venture Capital Investors	0	0	0	0.00	0.00	0	0.00
(h)	Qualified Foreign Investor	0	0	0	0.00	0.00	0	0.00
(i)	Others	0	0	0	0.00	0.00	0	0.00
	Sub-Total B(1) :	13	13459086	13459086	10.90	10.90	0	0.00



CATEGORY CODE	CATEGORY OF SHAREHOLDER	NO OF SHAREHOLDERS (iii)	TOTAL NUMBER OF SHARES (iv)	NO OF SHARES HELD IN DEMATERIALIZED FORM (v)	TOTAL SHAREHOLDING AS A % OF TOTAL NO OF SHARES		SHARES PLEDGE OR OTHERWISE ENCUMBERED
					AS a PERCENTAGE of (A+B) (vi)	AS a PERCENTAGE of (A+B+C) (vii)	
(2)	NON-INSTITUTIONS						
(a)	Bodies Corporate	534	12232806	12232806	9.91	9.91	
(b)	Individuals						
	(i) Individuals holding nominal share capital upto Rs.1 lakh	23400	7417169	7393120	6.01	6.01	
	(ii) Individuals holding nominal share capital in excess of Rs.1 lakh	92	4420964	4385964	3.58	3.58	
(c)	Others						
	FOREIGN BODIES	1	5463180	5463180	4.42	4.42	
	NON RESIDENT INDIANS	388	303822	303822	0.25	0.25	
	OVERSEAS CORPORATE BODIES	1	1000	1000	0.00	0.00	
	CLEARING MEMBERS	93	288338	288338	0.23	0.23	
(d)	Qualified Foreign Investor	0	0	0	0.00	0.00	
	Sub-Total B(2) :	24509	30127279	30068230	24.39	24.39	
	Total B=B(1)+B(2) :	24522	43586365	43527316	35.29	35.29	
	Total (A+B) :	24550	123499536	123440487	100.00	100.00	
(C)	Shares held by custodians, against which Depository Receipts have been issued						
(1)	Promoter and Promoter Group						
(2)	Public	0	0	0	0.00	0.00	
	GRAND TOTAL (A+B+C) :	24550	123499536	123440487	100.00	0.00	21850000
							17.69







S.No	Name of the Shareholder	Details of Shares held			Encumbered shares (*)		Details of Warrants			Details of convertible securities		Total Shares (including underlying shares assuming full conversion of warrants and convertible securities) as a % of diluted share capital
		No. of Shares held (iii)	As a % of grand total (A)+(B)+(C) (iv)	pledge Shares (v)	AS a percentage (vi)=(v)/(iii)*100	AS a % of Grand total (A) + (B) + (C) of sub-clause (i)(a) (vii)	Number of warrants held (viii)	As a % total number of warrants of the same class (ix)	Number of convertible securities held (x)	As a % total number of convertible securities of the same class (xi)		
(i)	(ii)	(iii)	(iv)	(v)	(vi)	(vii)	(viii)	(ix)	(x)	(xi)	(xii)	
	1 MAHAMANDA SUPPLIERS LIMITED	16250000	13.16	0	0.00	0.00	0	0.00	0	0.00	13.16	
	2 SUNGROWTH SHARE AND STOCKS LIMITED	13006349	10.53	0	93.03	9.80	0	0.00	0	0.00	10.53	
	3 MAHAMANDA SUPPLIERS LIMITED	11600000	9.39	0	0.00	0.00	0	0.00	0	0.00	9.39	
	4 SUNGROWTH SHARE AND STOCKS LIMITED	7750000	6.28	0	100.00	6.28	0	0.00	0	0.00	6.28	
	5 ADHUNIK STEELS LIMITED	6102492	4.94	0	0.00	0.00	0	0.00	0	0.00	4.94	
	6 SUNGROWTH SHARE & STOCKS LIMITED	5550000	4.49	0	0.00	0.00	0	0.00	0	0.00	4.49	
	7 MAHAMANDA SUPPLIERS LIMITED	2143485	1.74	0	93.31	1.62	0	0.00	0	0.00	1.74	
	8 SUNGROWTH SHARE AND STOCKS LIMITED	2000000	1.62	0	0.00	0.00	0	0.00	0	0.00	1.62	
	9 ADHUNIK MEGHALAYA STEELS PVT. LTD.	1600000	1.30	0	0.00	0.00	0	0.00	0	0.00	1.30	
	10 NIRMAL KUMAR AGARWAL	1540825	1.25	0	0.00	0.00	0	0.00	0	0.00	1.25	
	11 SUNGROWTH SHARE AND STOCKS LTD	1505753	1.22	0	0.00	0.00	0	0.00	0	0.00	1.22	
	12 MOHAN LAL AGARWAL	1453763	1.18	0	0.00	0.00	0	0.00	0	0.00	1.18	
	13 MANDI KUMAR AGARWAL	1297256	1.05	0	0.00	0.00	0	0.00	0	0.00	1.05	
	14 FUTURISTIC STEEL PRIVATE LIMITED	1259458	1.02	0	0.00	0.00	0	0.00	0	0.00	1.02	
	15 JUGAL KISHORE AGARWAL	1252032	1.01	0	0.00	0.00	0	0.00	0	0.00	1.01	
	16 MAHESH KUMAR AGARWAL	1213846	0.98	0	0.00	0.00	0	0.00	0	0.00	0.98	
	17 GHANSHYAM DAS AGARWAL	1085536	0.88	0	0.00	0.00	0	0.00	0	0.00	0.88	
	18 MEENA AGARWAL	740000	0.60	0	0.00	0.00	0	0.00	0	0.00	0.60	
	19 CHANDRAKANTA AGARWAL	668212	0.56	0	0.00	0.00	0	0.00	0	0.00	0.56	
	20 SONIKA AGARWAL	516767	0.42	0	0.00	0.00	0	0.00	0	0.00	0.42	
	21 RITA AGARWAL	399242	0.32	0	0.00	0.00	0	0.00	0	0.00	0.32	
	22 ANITA AGARWAL	312680	0.25	0	0.00	0.00	0	0.00	0	0.00	0.25	
	23 EKTA AGARWAL	190000	0.15	0	0.00	0.00	0	0.00	0	0.00	0.15	
	24 PERMILA AGARWAL	173463	0.14	0	0.00	0.00	0	0.00	0	0.00	0.14	
	25 SACHIN KUMAR AGARWAL	85605	0.07	0	0.00	0.00	0	0.00	0	0.00	0.07	
	26 NAVEEN KUMAR AGARWAL	85606	0.07	0	0.00	0.00	0	0.00	0	0.00	0.07	
	27 SMITA AGARWAL	70800	0.06	0	0.00	0.00	0	0.00	0	0.00	0.06	
	28 ADHUNIK INDUSTRIES LIMITED	40000	0.03	0	0.00	0.00	0	0.00	0	0.00	0.03	
	<b>TOTAL :</b>	<b>79913171</b>	<b>64.71</b>	<b>21850000</b>	<b>27.34</b>	<b>17.69</b>	<b>0</b>	<b>0.00</b>	<b>0</b>	<b>0.00</b>	<b>64.71</b>	





(i)(c)(i)	Statement showing holding of securities (including shares, warrants convertible securities) of persons belonging to the category "Public" and holding more than 1% of the total number of shares	Number of shares held	Shares as a percentage of total number of shares (i.e., Grant total (A)+(B)+(C) indicated in Statement at para (i)(a) above)	Details of warrants		Details of convertible securities		Total shares (including underlying shares assuming full conversion of warrants and convertible securities) as a % of diluted share capital)
Sr.No.	Name of the shareholder			Number of warrants held	As a % total number of warrants of the same class	Number of convertible securities held	% w.r.t total number of convertible securities of the same class	
1	CLEARWATER CAPITAL PARTNERS CYPRUS LTD	5463180	4.42	0	0.00	0	0.00	4.42
2	CLEARWATER CAPITAL PARTNERS SINGAPORE PTE LTD./C/CLEARWATER CA	3773658	3.06	0	0.00	0	0.00	3.06
3	LINKSTAR MARKETING PRIVATE LIMITED	3231569	2.62	0	0.00	0	0.00	2.62
4	AAADI FINANCIAL ADVISORS LLP	3207047	2.60	0	0.00	0	0.00	2.60
5	LIC OF INDIA PROFIT PLUS GROWTH FUND	2439711	1.98	0	0.00	0	0.00	1.98
6	SBI MAGNUM COMMA FUND	2000000	1.62	0	0.00	0	0.00	1.62
7	LIC OF INDIA MARKET PLUS GROWTH FUND	1354038	1.10	0	0.00	0	0.00	1.10
8	KARUNA IMPEX ENTERPRISES LIMITED	1329736	1.08	0	0.00	0	0.00	1.08
	<b>TOTAL :</b>	<b>22808939</b>	<b>18.47</b>	<b>0</b>	<b>0.00</b>	<b>0</b>	<b>0.00</b>	<b>18.47</b>




Statement showing holding of securities (including shares, warrants, convertible securities) of persons (together with PAC) belonging to the category "Public" and holding more than 5% of the total number of shares of the company							
Name(s) of the shareholder(s) and the Persons Acting in Concert (PAC) with them	Number of shares held	Shares as a percentage of total number of shares (i.e., Grant total (A)+(B)+(C) indicated in Statement at para (1)(a) above)	Details of warrants		Details of convertible securities		Total shares (including underlying shares assuming full conversion of warrants and convertible securities) as a % of diluted share capital)
			Number of warrants held	As a % total number of warrants of the same class	Number of convertible securities held	% w.r.t total number of convertible securities of the same class	
TOTAL :	0	0	0	0	0	0	0



STATEMENT SHOWING DETAILS OF LOCKED-IN SHARES"			
(1)(d)			
Sr.No.	Name of the shareholder	Number of locked- in shares	Locked-in shares as a (%) percentage of total number of shares {i.e, Grand Total (A)+(B)+(C) Indicated in Statement at para (1)(a) above}
		0	0
	<b>TOTAL :</b>		Promoter/Promoter Group/Public



STATEMENT SHOWING DETAILS OF DEPOSITORY RECEIPTS (DRS)			
(ii)(a)			
Sr.No.	Type of outstanding DR (ADRs, GDRs, SDRs, etc.)	Number of outstanding DRS	Number of shares underlying outstanding DRS
			Shares underlying outstanding DRS as a percentage of total number of shares {i.e., Grand Total (A)+(B)+(C) indicated in Statement at Para(i)(a) above}
	TOTAL :	0	0





(ii)(b)	Statement showing Holding of Depository Receipts (DRs), where underlying shares held by "Promoter/Promoter group" are in excess of 1% of the total number shares.			
Sr. No.	Name of the DR Holder	Type of outstanding DR (ADRs, GDRs, SDRs, etc.)	Number of shares underlying outstanding DRs	Shares underlying outstanding DRs as a percentage of total number of shares {i.e., Grand Total (A)+(B)+(C) indicated in Statement at para (i)(a) above}
	TOTAL :		0	0

