



| (1)(a) STATEMENT SHOWING SHAREHOLDING PATTERN IN CLAUSE-35   |                               |  |   |
|--|-------------------------------|--|---|
| NAME OF THE COMPANY: ADANI POWER LIMITED   |                               |  |   |
| SCRIP CODE:  | 533096                        | Name of the Scrip:   | ADANIPOWER  |
| Class of Security:   |                               |  |   |
| QUARTER ENDED:   | 31/03/2014                    |  |   |
|  | No. of partly paid-up shares  | As a % of total no. of partly paid-up shares               | As a % of total no. of shares of the Company.   |
| Partly paid-up shares  |                               |  |   |
| Held by promoter/promoter group  | 0                             | 0  | 0   |
| Held by Public   | 0                             | 0  | 0   |
| <b>Total:</b>  | <b>0</b>                      | <b>0</b>   | <b>0</b>  |
|  | No. of outstanding securities | As a % of total no. of outstanding convertible securities. | As a % of total no. of shares of the Company assuming full conversion of the convertible securities |
| Outstanding convertible securities:  |                               |  |   |
| Held by promoter/promoter group  | 0                             | 0  | 0   |
| Held by Public   | 0                             | 0  | 0   |
| <b>Total:</b>  | <b>0</b>                      | <b>0</b>   | <b>0</b>  |
|  | No. of warrants               | As a % of total no. of warrants                            | As a % of total no. of shares of the Company, assuming full conversion of warrants                  |
| Warrants:  |                               |  |   |
| Held by promoter/promoter group  | 0                             | 0  | 0   |
| Held by Public   | 0                             | 0  | 0   |
| <b>Total:</b>  | <b>0</b>                      | <b>0</b>   | <b>0</b>  |
| <b>Total paid-up capital of the Company, assuming full conversion of warrants and convertible securities</b> | <b>2871922110</b>             | <b>0</b>   | <b>100.00</b>   |




| CATEGORY CODE | CATEGORY OF SHAREHOLDER (II)                                 | NO OF SHAREHOLDERS (III) | TOTAL NUMBER OF SHARES (IV) | NO OF SHARES HELD IN DEMATERIALIZED FORM (V) | TOTAL SHAREHOLDING AS A % OF TOTAL NO. OF SHARES |                                  |   | SHARES PLEDGED OR OTHERWISE ENCUMBERED |
|---------------|--|--------------------------|-----------------------------|--|--|----------------------------------|---|--|
|               |  |                          |                             |  | AS a PERCENTAGE of (A+B) (VI)                    | As a PERCENTAGE of (A+B+C) (VII) | NUMBER OF SHARES AS a PERCENTAGE (IX)=[VIII]/(IV)*100 |  |
| (A)           | PROMOTER AND PROMOTER GROUP                                  |                          |                             |  |  |                                  |   |  |
| (L)           | INDIAN   |                          |                             |  |  |                                  |   |  |
| (a)           | Individual /HUF  | 0                        | 0                           | 0  | 0.00   | 0.00                             | 0   | 0.00                                   |
| (b)           | Central Government/State Government(s)                       | 0                        | 0                           | 0  | 0.00   | 0.00                             | 0   | 0.00                                   |
| (c)           | Bodies Corporate   | 2                        | 2025356085                  | 2025356085                                   | 70.52  | 70.52                            | 344500331   | 17.01                                  |
| (d)           | Financial Institutions / Banks                               | 0                        | 0                           | 0  | 0.00   | 0.00                             | 0   | 0.00                                   |
| (e)           | Others   | 0                        | 0                           | 0  | 0.00   | 0.00                             | 0   | 0.00                                   |
|               | <b>Sub-Total A(1) :</b>                                      | <b>2</b>                 | <b>2025356085</b>           | <b>2025356085</b>                            | <b>70.52</b>                                     | <b>70.52</b>                     | <b>344500331</b>                                      | <b>17.01</b>                           |
| (2)           | FOREIGN  |                          |                             |  |  |                                  |   |  |
| (a)           | Individuals (NRIs/Foreign Individuals)                       | 1                        | 57700000                    | 57700000                                     | 2.01   | 2.01                             | 0   | 0.00                                   |
| (b)           | Bodies Corporate   | 1                        | 70878997                    | 70878997                                     | 2.47   | 2.47                             | 70878997  | 100.00                                 |
| (c)           | Institutions   | 0                        | 0                           | 0  | 0.00   | 0.00                             | 0   | 0.00                                   |
| (d)           | Qualified Foreign Investor                                   | 0                        | 0                           | 0  | 0.00   | 0.00                             | 0   | 0.00                                   |
| (e)           | Others   | 0                        | 0                           | 0  | 0.00   | 0.00                             | 0   | 0.00                                   |
|               | <b>Sub-Total A(2) :</b>                                      | <b>2</b>                 | <b>128578997</b>            | <b>128578997</b>                             | <b>4.48</b>                                      | <b>4.48</b>                      | <b>70878997</b>                                       | <b>55.12</b>                           |
|               | <b>Total A=A(1)+A(2)</b>                                     | <b>4</b>                 | <b>2153935082</b>           | <b>2153935082</b>                            | <b>75.00</b>                                     | <b>75.00</b>                     | <b>415379328</b>                                      | <b>19.28</b>                           |
| (B)           | PUBLIC SHAREHOLDING  |                          |                             |  |  |                                  |   |  |
| (1)           | INSTITUTIONS   |                          |                             |  |  |                                  |   |  |
| (a)           | Mutual Funds /UTI  | 5                        | 489721                      | 489721                                       | 0.02   | 0.02                             |   |  |
| (b)           | Financial Institutions /Banks                                | 12                       | 16037132                    | 16037132                                     | 0.56   | 0.56                             |   |  |
| (c)           | Central Government / State Government(s)                     | 0                        | 0                           | 0  | 0.00   | 0.00                             |   |  |
| (d)           | Venture Capital Funds  | 0                        | 0                           | 0  | 0.00   | 0.00                             |   |  |
| (e)           | Insurance Companies  | 0                        | 0                           | 0  | 0.00   | 0.00                             |   |  |
| (f)           | Foreign Institutional Investors                              | 72                       | 196503978                   | 196503978                                    | 6.84   | 6.84                             |   |  |
| (g)           | Foreign Venture Capital Investors                            | 0                        | 0                           | 0  | 0.00   | 0.00                             |   |  |
| (h)           | Qualified Foreign Investor                                   | 0                        | 0                           | 0  | 0.00   | 0.00                             |   |  |
| (i)           | Others   | 0                        | 0                           | 0  | 0.00   | 0.00                             |   |  |
|               | <b>Sub-Total B(1) :</b>                                      | <b>89</b>                | <b>213030831</b>            | <b>213030831</b>                             | <b>7.42</b>                                      | <b>7.42</b>                      |   |  |
| (2)           | NON-INSTITUTIONS   |                          |                             |  |  |                                  |   |  |
| (a)           | Bodies Corporate   | 1361                     | 12020225                    | 12020225                                     | 0.42   | 0.42                             |   |  |
| (b)           | Individuals  |                          |                             |  |  |                                  |   |  |
|               | (I) Individuals holding nominal share capital upto Rs.1 lakh | 246454                   | 66394617                    | 66394617                                     | 2.31   | 2.31                             |   |  |


| CATEGORY CODE | CATEGORY OF SHAREHOLDER   | NO OF SHAREHOLDERS (iii) | TOTAL NUMBER OF SHARES (iv) | NO OF SHARES HELD IN DEMATERIALIZED FORM (v) | TOTAL SHAREHOLDING AS A % OF TOTAL NO OF SHARES |                                  |                         | SHARES PLEDGE OR OTHERWISE ENCUMBERED |  |
|---------------|---|--------------------------|-----------------------------|--|---|----------------------------------|-------------------------|---------------------------------------|--|
|               |   |                          |                             |  | AS a PERCENTAGE of (A+B) (vi)                   | As a PERCENTAGE of (A+B+C) (vii) | NUMBER OF SHARES (viii) | AS a PERCENTAGE (ix)=[viii]/(iv)*100  |  |
| (i)           | (ii) Individuals holding nominal share capital in excess of Rs.1 lakh         | 441                      | 12030161                    | 12030161                                     | 0.42  | 0.42                             |                         |                                       |  |
| (c)           | Others  |                          |                             |  |   |                                  |                         |                                       |  |
|               | Directors and their relatives   | 3                        | 75980                       | 75980  | 0.00  | 0.00                             |                         |                                       |  |
|               | Foreign Nationals   | 7                        | 1316900                     | 1316900                                      | 0.05  | 0.05                             |                         |                                       |  |
|               | Foreign Bodies Corporate  | 6                        | 406376252                   | 406376252                                    | 14.15   | 14.15                            |                         |                                       |  |
|               | Non Resident Indians  | 1794                     | 2024715                     | 2024715                                      | 0.07  | 0.07                             |                         |                                       |  |
|               | Clearing Members  | 561                      | 4707799                     | 4707799                                      | 0.16  | 0.16                             |                         |                                       |  |
|               | Trusts  | 12                       | 9648                        | 9648   | 0.00  | 0.00                             |                         |                                       |  |
| (d)           | Qualified Foreign Investor  | 0                        | 0                           | 0  | 0.00  | 0.00                             |                         |                                       |  |
|               | Sub-Total B(2) :  | 250639                   | 504956197                   | 504943849                                    | 17.58   | 17.58                            |                         |                                       |  |
|               | Total B=B(1)+B(2) :   | 250728                   | 717987028                   | 717974680                                    | 25.00   | 25.00                            |                         |                                       |  |
|               | Total (A+B) :   | 250732                   | 2871922110                  | 2871909762                                   | 100.00  | 100.00                           |                         |                                       |  |
| (C)           | Shares held by custodians, against which Depository Receipts have been issued |                          |                             |  |   |                                  |                         |                                       |  |
| (1)           | Promoter and Promoter Group   |                          |                             |  |   |                                  |                         |                                       |  |
| (2)           | Public  | 0                        | 0                           | 0  | 0.00  | 0.00                             |                         |                                       |  |
|               | <b>GRAND TOTAL (A+B+C) :</b>  | <b>250732</b>            | <b>2871922110</b>           | <b>2871909762</b>                            | <b>100.00</b>                                   | <b>0.00</b>                      | <b>415379328</b>        | <b>14.46</b>                          |  |




| (I)(b) Statement showing holding of securities (including shares, warrants, convertible securities) of persons belonging to the category "Promoter and Promoter Group" |                                   |                          |  |                   |                                    |  |                                |  |   |  |  |
|--|-----------------------------------|--------------------------|--|-------------------|------------------------------------|--|--------------------------------|--|---|--|--|
| Sr. No   | Name of the Shareholder           | Details of Shares held   |  |                   | Encumbered shares (*)              |  | Details of Warrants            |  | Details of convertible securities         |  | Total Shares (including underlying shares assuming full conversion of warrants and convertible securities) as a % of diluted share capital |
|  |                                   | No. of Shares held (iii) | As a % of grand total (A)+(B)+(C) (iv) | Pledge Shares (v) | AS a percentage (vi)=(v)/(iii)*100 | AS a % of grand total (A) + (B) + (C) of sub-clause (i)(a) (vii) | Number of warrants held (viii) | As a % total number of warrants of the same class (ix) | Number of convertible securities held (x) | As a % total number of convertible securities of the same class (xi) |  |
| 1  | ADANI ENTERPRISES LIMITED         | 1981290000               | 68.99                                  | 344500331         | 17.39                              | 12.00  | 0                              | 0.00   | 0   | 0.00   | 68.99  |
| 2  | ADANI AGRO PRIVATE LIMITED        | 44066085                 | 1.53                                   | 0                 | 0.00                               | 0.00   | 0                              | 0.00   | 0   | 0.00   | 1.53   |
| 3  | VENTURA POWER INVESTMENTS PVT LTD | 70878997                 | 2.47                                   | 70878997          | 100.00                             | 2.47   | 0                              | 0.00   | 0   | 0.00   | 2.47   |
| 4  | ADANI VINODBHAI SHANTILAL         | 57700000                 | 2.01                                   | 0                 | 0.00                               | 0.00   | 0                              | 0.00   | 0   | 0.00   | 2.01   |
| <b>TOTAL :</b>   |                                   | <b>2153935082</b>        | <b>75.00</b>                           | <b>415379328</b>  | <b>19.28</b>                       | <b>14.46</b>   | <b>0</b>                       | <b>0.00</b>  | <b>0</b>                                  | <b>0.00</b>  | <b>75.00</b>   |




| (U)(c)(i) Statement showing holding of securities (including shares, warrants, convertible securities) of persons belonging to the category "Public" and holding more than 1% of the total number of shares |                             |                       |   |                                       |  |   |
|---|-----------------------------|-----------------------|---|---------------------------------------|--|---|
| Sr.No.  | Name of the shareholder     | Number of shares held | Shares as a percentage of total number of shares (i.e., Grant total (A)+(B)+(C) (Xa) above) | Details of warrants                   |  | Total shares (including underlying shares assuming full conversion of warrants and convertible securities) as a % of diluted share capital) |
|   |                             |                       |   | Number of warrants held               | As a % total number of warrants of the same class                |   |
|   |                             |                       |   | Details of convertible securities     |  |   |
|   |                             |                       |   | Number of convertible securities held | % w.r.t total number of convertible securities of the same class |   |
| 1   | OPAL INVESTMENT PVT LTD     | 213236910             | 7.42  | 0                                     | 0.00   | 7.42  |
| 2   | 31 POWER INVESTMENTS AL LTD | 160598342             | 5.59  | 0                                     | 0.00   | 5.59  |
| <b>TOTAL :</b>  |                             |                       |   | <b>0</b>                              | <b>0.00</b>  | <b>13.02</b>  |




| (I)(c)(ii) Statement showing holding of securities (including shares, warrants, convertible securities) of persons (together with PAC) belonging to the category "Public" and holding more than 5% of the total number of shares of the company |  |                       |  |                         |   |   |
|---|--|-----------------------|--|-------------------------|---|---|
| Sr.No.  | Name(s) of the shareholder(s) and the Persons Acting in Concert (PAC) with shares held | Number of shares held | Shares as a percentage of total number of shares (i.e., Grant total (A)-(B)-(C) Indicated in Statement at para (I)(e) above) | Details of warrants     |   | Total shares (including underlying shares assuming full conversion of warrants and convertible securities) as a % of diluted share capital) |
|   |  |                       |  | Number of warrants held | As a % total number of warrants of the same class |   |
| 1   | OPAL INVESTMENT PVT LTD  | 213236910             | 7.42   | 0                       | 0.00  | 0.00  |
| 2   | 3I POWER INVESTMENTS A1 LTD  | 160598342             | 5.59   | 0                       | 0.00  | 0.00  |
|   | <b>TOTAL :</b>   | <b>373835252</b>      | <b>13.02</b>   | <b>0</b>                | <b>0.00</b>                                       | <b>0.00</b>   |



| STATEMENT SHOWING DETAILS OF LOCKED-IN SHARES" |                           |                            |   |
|--|---------------------------|----------------------------|---|
| (I)(d)   |                           |                            | Promoter/Promoter Group/Public  |
| Sr.No.   | Name of the shareholder   | Number of locked-in shares | Locked-in shares as a (%) percentage of total number of shares (i.e, Grand Total (A)+(B)+(C) Indicated in Statement at para (I)(a) above} |
| 1  | ADANI ENTERPRISES LIMITED | 449850000                  | 15.66   |
| 2  | ADANI VINODBHAI SHANTILAL | 288000000                  | 1.00  |
|  | <b>TOTAL :</b>            | <b>478650000</b>           | <b>16.67</b>  |
|  |                           |                            | PROMOTER/PROMOTER GROUP   |
|  |                           |                            | PROMOTER/PROMOTER GROUP   |



| STATEMENT SHOWING DETAILS OF DEPOSITORY RECEIPTS (DRS) |   |                           |  |
|--|---|---------------------------|--|
| (ii)(a)  |   |                           |  |
|  | Type of outstanding DR (ADRs, GDRs, SDRs, etc.) | Number of outstanding DRS | Number of shares underlying outstanding DRS  |
|  |   | 0                         | 0  |
|  | <b>TOTAL :</b>                                  | 0                         | 0  |
|  |   |                           | Shares underlying outstanding DRS as a percentage of total number of shares (i.e., Grand Total (A)+(B)+(C) indicated in Statement at Para(i)(a) above} |





| Statement showing Holding of Depository Receipts (DRs), where underlying shares held by "Promoter/Promoter group" are in excess of 1% of the total number shares. |                       |   |   |   |
|---|-----------------------|---|---|---|
| (1)(b)  | Name of the DR Holder | Type of outstanding DR (ADRs, GDRs, SDRs, etc.) | Number of shares underlying outstanding DRs | Shares underlying outstanding DRs as a percentage of total number of shares {i.e., Grand Total (A)+(B)+(C) indicated in Statement at para (1)(a) above} |
|   |                       |   |   |   |
|   |                       |   |   |   |
|   |                       |   |   |   |
|   | <b>TOTAL :</b>        |   | <b>0</b>                                    | <b>0</b>  |

