

(D)(a) Statement Showing Shareholding Pattern

Name of the Company:	Adani Enterprises Limited		
Scrip Code:	NSE : ADANIENT BSE : 512599		
Class of Security:	Equity		
Quarter ended:	30.06.2014		
Partly paid-up shares:-			
	No. of partly paid-up shares	As a % of total no. of partly paid-up shares	As a % of total no. of shares of the company
Held by promoter/promoter group	-	-	-
Held by public	-	-	-
Total	-	-	-
Outstanding convertible securities:-			
	No. of outstanding securities	As a % of total no. of outstanding convertible securities	As a % of total no. of shares of the company, assuming full conversion of the convertible securities
Held by promoter/promoter group	-	-	-
Held by public	-	-	-
Total	-	-	-
Warrants:-			
	No. of warrants	As a % of total no. of warrants	As a % of total no. of shares of the company, assuming full conversion of warrants
Held by promoter/promoter group	-	-	-
Held by public	-	-	-
Total	-	-	-
Total paid-up capital of the company, assuming full conversion of warrants and convertible securities	1099810083		100.00




Category code	Category of Shareholder	Number of Shareholders	Total number of shares	Number of shares held in dematerialized form	Total shareholding as a percentage of total number of shares		Shares pledged or otherwise encumbered	
					As a percentage of (A+B) ¹ (VI)	As a percentage of (A+B+C) (VII)	Number of Shares (VIII)	As a percentage (IX) = (VIII)/(IV)*100
(I)	(II)	(III)	(IV)	(V)	(VI)	(VII)	(VIII)	(IX)
(A)	Shareholding of Promoter and Promoter Group²							
1	Indian							
(a)	Individuals/ Hindu Undivided Family	5	894080	894080	0.08	0.08	0.00	0.00
(b)	Central Government/ State Government(s)				0.00	0.00		
(c)	Bodies Corporate	1	99491719	99491719	9.05	9.05	4950000	4.98
(d)	Financial Institutions/ Banks				0.00	0.00		
(e)	Any Others(Specify)				0.00	0.00		
(e-i)	Held by respective trustees (Beneficiary holders Family Trusts) *	2	630034660	630034660	57.29	57.29	0	0.00
(e-ii)	Held by respective partners (Beneficiary holders Partnership Firms)	0	0	0	0.00	0.00	0	0.00
	Sub Total(A)(1)	8	730420459	730420459	66.41	66.41	4950000	0.60
2	Foreign							
a	Individuals (Non-Residents Individuals)	1	90749100	90749100	8.25	8.25	90749100	100.00
b	Bodies Corporate	1	3688000	3688000	0.34	0.34	3688000	100.00
c	Institutions				0.00	0.00	0.00	0.00
d	Any Others(Specify)				0.00	0.00	0.00	0.00
d-i					0.00	0.00	0.00	0.00
d-ii					0.00	0.00	0.00	0.00
	Sub Total(A)(2)	2	94437100	94437100	8.59	8.59	94437100	100.00
	Total Shareholding of Promoter and Promoter Group (A)= (A)(1)+(A)(2)	10	824857559	824857559	75.00	75.00	99387100	12.05
(B)	Public shareholding						N.A.	N.A.
1	Institutions						N.A.	N.A.
(a)	Mutual Funds / UTI	11	308603	308603	0.03	0.03		
(b)	Financial Institutions / Banks	8	7789523	7789523	0.71	0.71		
(c)	Central Government/ State Government(s)				0.00	0.00		
(d)	Venture Capital Funds				0.00	0.00		
(e)	Insurance Companies				0.00	0.00		
(f)	Foreign Institutional Investors	291	225406290	225406290	20.50	20.50		
(g)	Foreign Venture Capital Investors				0.00	0.00		
(h)	Any Other (specify)				0.00	0.00		
	Sub-Total (B)(1)	310	233504416	233504416	21.23	21.23		
B	Non-institutions						N.A.	N.A.
(a)	Bodies Corporate	1061	3916495	3908495	0.36	0.36		
(b)	Individuals				0.00	0.00		
I	Individuals -i Individual shareholders holding nominal share capital up to Rs 1 lakh	53713	14221538	13692578	1.29	1.29		
II	ii Individual shareholders holding nominal share capital in excess of Rs. 1 lakh	13	2443575	2443575	0.22	0.22		
(c)	Any Other (specify)							
(c-i)	Clearing Members (Shares in Transit)	312	1024949	1024949	0.09	0.09		
(c-ii)	NRIs	767	5590618	5590618	0.51	0.51		
(c-iii)	Foreign National	1	10000	10000	0.00	0.00		
(c-iv)	Corp. Body - Foreign Bodies	5	14240933	14240933	1.29	1.29		
	Sub-Total (B)(2)	55872	41448108	40911148	3.77	3.77		
(B)	Total Public Shareholding (B)= (B)(1)+(B)(2)	56182	274952524	274415564	25.00	25.00	N.A.	N.A.
	TOTAL (A)+(B)	56192	1099810083	1099273123	100.00	100.00		
(C)	Shares held by Custodians and against which Depository Receipts have been issued	-	-	-	N.A.	-	N.A.	N.A.
1	Promoter and Promoter Group	-	-	-	N.A.	-		
2	Public	-	-	-	N.A.	-		
	GRAND TOTAL (A)+(B)+(C)	56192	1099810083	1099273123		100.00	99387100	9.04



(1)(b) Statement showing holding of securities (including shares, warrants, convertible securities) of persons belonging to the category: "Promoter and Promoter Group"


Sr. No.	Name of the shareholder	Total shares held		Encumbered Shares (*)		Details of warrants		Details of convertible securities		Total shares (including underlying shares assuming full conversion of warrants and convertible securities) as a % of diluted share capital
		Number	As a % of grand total (A)+(B)+(C)	Number	As a % of grand total (A)+(B)+(C) of sub-class (1)(a)	Number of warrants held	As a % of total number of warrants of the same class	Number of convertible securities held	As a % of total number of convertible securities of the same class	
		(III)	(IV)	(V)	(VI)=(V)/(III)*100	(VII)	(IX)	(X)	(XI)	
(D)										
1	Shri Rajesh S. Adani/Smt. Shilin R. Adani (on behalf of Rajesh S. Adani Family Trust)	0	0.00	0	0.00	0	0.00	0	0.00	0.00
2	Shri Vasant S. Adani/Smt. Pashpa V. Adani (on behalf of Vasant S. Adani Family Trust)	0	0.00	0	0.00	0	0.00	0	0.00	0.00
3	Smt. Pashpa V. Adani/Smt. Vasant S. Adani (on behalf of Vasant S. Adani Family Trust)	0	0.00	0	0.00	0	0.00	0	0.00	0.00
4	Smt. Priti G. Adani/Smt. Gautam S. Adani (on behalf of Gautam S. Adani Family Trust)	88347530	0.80	0	0.00	0	0.00	0	0.00	0.80
5	Shri Mahasab S. Adani/Smt. Priti G. Adani (on behalf of Gautam S. Adani Family Trust)	0	0.00	0	0.00	0	0.00	0	0.00	0.00
6	Shri Mahasab S. Adani/Smt. Suvarna M. Adani (on behalf of Mahasab S. Adani Family Trust)	0	0.00	0	0.00	0	0.00	0	0.00	0.00
7	Smt. Suvarna M. Adani/Smt. Rajesh S. Adani (on behalf of Rajesh S. Adani Family Trust)	0	0.00	0	0.00	0	0.00	0	0.00	0.00
8	Smt. Shilin R. Adani/Smt. Rajesh S. Adani (on behalf of Rajesh S. Adani Family Trust)	0	0.00	0	0.00	0	0.00	0	0.00	0.00
9	Smt. Vinod S. Adani/Smt. Rajesh S. Adani (on behalf of Vinod S. Adani Family Trust)	0	0.00	0	0.00	0	0.00	0	0.00	0.00
10	Smt. Rajan V. Adani/Smt. Rajesh S. Adani (on behalf of Vinod S. Adani Family Trust)	0	0.00	0	0.00	0	0.00	0	0.00	0.00
11	Smt. Rajan V. Adani/Smt. Rajesh S. Adani (on behalf of B. Adani Investment)	6211979101	56.48	0	0.00	0	0.00	0	0.00	56.48
12	Smt. Priti G. Adani	99491719	9.05	0	0.00	0	0.00	0	0.00	9.05
13	Adani Properties Pvt. Ltd.	4950000	4.58	0	0.00	0	0.00	0	0.00	4.58
14	Shri Vinod Shantilal Adani	9749100	8.25	9749100	100.00	0	0.00	0	0.00	8.25
15	Ventura Power Investments Pvt. Ltd., Mauritius	3688000	3.34	3688000	100.00	0	0.00	0	0.00	3.34
16	Shri Rajesh S. Adani	0	0.00	0	0.00	0	0.00	0	0.00	0.00
17	Shri Pratik V. Adani	0	0.00	0	0.00	0	0.00	0	0.00	0.00
18	Smt. Priti G. Adani	0	0.00	0	0.00	0	0.00	0	0.00	0.00
19	Smt. Shilin R. Adani	0	0.00	0	0.00	0	0.00	0	0.00	0.00
20	Shri Bhaskar B. Shah	37000	0.03	0	0.00	0	0.00	0	0.00	0.03
21	Shri Rajesh R. Shah	61000	0.06	0	0.00	0	0.00	0	0.00	0.06
22	Smt. Suraksha R. Shah	34000	0.03	0	0.00	0	0.00	0	0.00	0.03
23	Smt. Priti R. Shah	10000	0.02	0	0.00	0	0.00	0	0.00	0.02
24	Shri Vinod N. Sanghvi	0	0.00	0	0.00	0	0.00	0	0.00	0.00
TOTAL		92487559	75.00	92487100	12.05	914	0.00	0	0.00	75.00

(*) The term "encumbrance" has the same meaning as assigned to it in regulation 28(3) of the SAST Regulations, 2011.




(D)(c)(i) Statement showing holding of securities (including shares, warrants, convertible securities) of persons belonging to the category "Public" and holding more than 1% of the total number of shares

Sr. No.	Name of the shareholder	Number of shares held	Shares as a percentage of total number of shares i.e., Grand Total (A)+(B)+(C) indicated in Statement at para (I)(a) above	Details of warrants		Details of convertible securities		Total shares (including underlying shares assuming full conversion of warrants and convertible securities) as a % of diluted share capital
				Number of warrants held	As a % of total number of warrants of the same class	Number of convertible securities held	% w.r.t. total number of convertible securities of the same class	
1	HSBC BANK (MAURITIUS) LIMITED	25429340	2.31	0	0.00	0	0.00	2.31
2	ELARA INDIA OPPORTUNITIES FUND LIMITED	21867223	1.99	0	0.00	0	0.00	1.99
3	CRESTA FUND LTD	20879365	1.90	0	0.00	0	0.00	1.90
4	EMERGING INDIA FOCUS FUNDS	19622071	1.78	0	0.00	0	0.00	1.78
5	JANUS OVERSEAS FUND	18014015	1.64	0	0.00	0	0.00	1.64
6	ALBULA INVESTMENT FUND LTD	17076217	1.55	0	0.00	0	0.00	1.55
7	GUDAMI INTERNATIONAL PTE LTD	13547864	1.23	0	0.00	0	0.00	1.23
	TOTAL	136436095	12.41	0	0.00	0	0.00	12.41



(I)(c)(ii) Statement showing holding of securities (including shares, warrants, convertible securities) of persons (together with PAC) belonging to the category "Public" and holding more than 5% of the total number of shares of the Company

Sr. No.	Name(s) of the shareholder(s) and the Persons Acting in Concert (PAC) with them	Number of shares	Shares as a percentage of total number of shares (i.e., Grand Total (A)+(B)+(C) indicated in Statement at para (I)(a) above)	Details of warrants Number of warrants held	As a % of total number of warrants of the same class held	Details of convertible securities Number of convertible securities	% w.r.t. total number of convertible securities of the same class	Total shares (including underlying shares assuming full conversion of warrants and convertible securities) as a % of diluted share capital
1								
2								
Not Applicable								
TOTAL								




(I)(d) Statement showing details of locked-in shares

Sr. No.	Name of the shareholder	Number of locked-in shares	Locked-in shares as a percentage of total number of shares {i.e., Grand Total (A)+(B)+(C) indicated in Statement at para (I)(a) above}
TOTAL			



Sr.No	Notes
1	
2	
3	
4	
5	
6	
7	
8	
9	

Recd



(II)(a) Statement showing details of Depository Receipts (DRs)


Sr. No.	Type of outstanding DR (ADRs, GDRs, SDRs, etc.)	Number of outstanding DRs	Number of shares underlying outstanding DRs	Shares underlying outstanding DRs as a percentage of total number of shares {i.e., Grand Total (A)+(B)+(C) indicated in Statement at para (I)(a) above}
Not Applicable				
1				0.00
2				0.00
3				0.00
4				0.00
5				0.00
6				0.00
7				0.00
8				0.00
9				0.00
TOTAL		0	0	0.00

Recd



(II)(b) Statement showing Holding of Depository Receipts (DRs), where underlying shares held by "promoter / promoter group" are in excess of 1% of the total number of shares

Sr. No.	Name of the DR Holder	Type of outstanding DR (ADRs, GDRs, SDRs, etc.)	Number of shares underlying outstanding DRs	Shares underlying outstanding DRs as a percentage of total number of shares {i.e., Grand Total (A)+(B)+(C) indicated in Statement at para (I)(a) above}
Not Applicable				
1				0.00
2				0.00
3				0.00
4				0.00
5				0.00
6				0.00
7				0.00
8				0.00
9				0.00
				0.00
TOTAL			0	0.00



(III)(a) Statement showing the voting pattern of shareholders, if more than one class of shares/securities is issued by the issuer.

(Give description of voting rights for each class of security.

Class X :

Class Y :

Class Z:)

Category code	Category of shareholder	Number of Voting Rights held in each class of securities			Total Voting Rights (III+IV+V) (VI)	Total Voting rights i.e. (VI)	
		Class X (III)	Class Y (IV)	Class Z (V)		As a percentage of (A+B) (VII)	As a percentage of (A+B+C) (VIII)
(A)	Promoter and Promoter Group						
(1)	Indian						
(a)	Individuals/ Hindu Undivided Family						
(b)	Central Government/ State Government(s)						
(c)	Bodies Corporate						
(d)	Financial Institutions/ Banks						
(e)	Any Other (specify)						
	Sub-Total (A)(1)						
(2)	Foreign						
(a)	Individuals (Non-Resident Individuals/ Foreign Individuals)						
(b)	Bodies Corporate						
(c)	Institutions						
(d)	Any Other (specify)						
	Sub-Total (A)(2)						
	Total Shareholding of Promoter and Promoter Group (A)= (A)(1)+(A)(2)						
(B)	Public shareholding						
(1)	Institutions						
(a)	Mutual Funds/ UTI						
(b)	Financial Institutions/ Banks						
Category code	Category of shareholder	Number of Voting Rights held in each class of			Total Voting Rights (III+IV+V) (VI)	Total Voting rights i.e. (VI)	
(I)	(II)	Class X (III)	Class Y (IV)	Class Z (V)		As a percentage of (A+B) (VII)	As a percentage of (A+B+C) (VIII)
(c)	Central Government/ State Government(s)						
(d)	Venture Capital Funds						
(e)	Insurance Companies						
(f)	Foreign Institutional Investors						
(g)	Foreign Venture Capital Investors						
(h)	Any Other (specify)						
	Sub-Total (B)(1)						
(2)	Non-institutions						
(a)	Bodies Corporate						
(b)	Individuals -						
	i. Individual shareholders holding nominal share capital up to Rs. 1 lakh.						
	ii. Individual shareholders holding nominal share capital in excess of Rs. 1 lakh.						
(c)	Any Other (specify)						
	Sub-Total (B)(2)						
	Total Public Shareholding (B)= (B)(1)+(B)(2)						
	TOTAL (A)+(B)						
(C)	Shares held by Custodians and against which Depository Receipts have been issued						
	GRAND TOTAL (A)+(B)+(C)						

