


INTRODUCTORY SUB-TABLE (I)(a)			
NAME OF THE COMPANY : ACCURATE TRANSFORMERS LIMITED			
SCRIP CODE: Y		CLASS OF SECURITY:	
QUARTER ENDED: 30/09/2014			
Partly paid-up shares:-	No. of partly paid-up shares	As a % of total no of partly paid-up shares	As a % of total no of shares of the Company
Held by promoter/promoter group			
Held by public			
Total-D			
Outstanding convertible securities:-	No. of outstanding securities	As a % of total no of outstanding convertible securities	As a % of total no of shares of the Company, assuming full conversion of the convertible securities
Held by promoter/promoter group			
Held by public			
Total-E			
Warrants:-	No. of warrants	As a % of total no of warrants	As a % of total no of shares of the Company, assuming full conversion of warrants
Held by promoter/promoter group			
Held by public			
Total-F			
Total paid up capital of the company assuming full conversion of warrants and convertible securities			



(I)(A) STATEMENT SHOWING SHAREHOLDING PATTERN AS ON								
ACCURATE TRANSFORMERS LIMITED								
SCRIP CODE: Y QUARTER ENDED: 30/09/2014								
Category code	Category of Shareholder	Number of Shareholders	Total number of shares	Number of shares held in dematerialized form	Total shareholding as a percentage of total number of shares	Shares Pledged or otherwise encumbered		
					As a percentage of (A+B)	As a percentage of (A+B+C)	Number of shares	As a percentage
I	II	III	IV	V	VI	VII	VIII	IX
(A) SHAREHOLDING OF PROMOTER AND PROMOTER GROUP								
(1) Indian								
(a) Individuals (HUF)		8	1355354	1355354	45.609	45.609	0	0
(b) Central Gov/State gov		0	0	0	0	0	0	0
(c) Bodies Corporate		0	0	0	0	0	0	0
(d) Financial Inst. Banks		0	0	0	0	0	0	0
(e) Any Other (Specify)		0	0	0	0	0	0	0
Sub Total (A)(1)		8	1355354	1355354	45.609	45.609	0	0
(2) Foreign								
(a) Individuals nri/ Individuals/Foreign		0	0	0	0	0	0	0
(b) Bodies Corporate		0	0	0	0	0	0	0
(c) Institutions		0	0	0	0	0	0	0
(d) Any Other (specify) GROUP HOLDING		0	0	0	0	0	0	0
Sub Total (A)(2)		0	0	0	0	0	0	0
TOTAL SHAREHOLDING OF PROMOTER AND PROMOTER GROUP		8	1355354	1355354	45.609	45.609	0	0
(B) PUBLIC SHAREHOLDING								
(1) Institutions								
(a) Mutual Funds/UTI		0	0	0	0	0	N.A.	N.A.
(b) Financial Inst/Banks		0	0	0	0	0	N.A.	N.A.
(c) Central Government(s) state Government(s)		0	0	0	0	0	N.A.	N.A.
(d) Venture Capital Funds		0	0	0	0	0	N.A.	N.A.
(e) Insurance Companies		0	0	0	0	0	N.A.	N.A.
(f) Foreign Institutional Investors		0	0	0	0	0	N.A.	N.A.
(g) Foreign Venture Capital Investors		0	0	0	0	0	N.A.	N.A.
(h) Any Other (specify) FDI		0	0	0	0	0	N.A.	N.A.
Sub Total (B)(1)		0	0	0	0	0	N.A.	N.A.
(2) Non-institutions								
(a) Bodies Corporate		56	88131	87331	2.966	2.966	N.A.	N.A.
(b) Individuals- i. Individual shareholders holding nominal share capital up to Rs. 1 lac		3155	1050596	621197	35.353	35.353	N.A.	N.A.
(b) Individuals- ii. Individual shareholders holding nominal share capital in excess of Rs. 1 lac.		14	461678	449378	15.536	15.536	N.A.	N.A.
(c) Any other (specify) Non-resident indian./OCB		17	7898	7898	0.266	0.266	N.A.	N.A.
(d) Any other (specify) Clearing Member		14	8043	8043	0.271	0.271	N.A.	N.A.
(e) Any other (specify) Trust		0	0	0	0	0	N.A.	N.A.
(f) Any other (specify) foreign bodies corporates		0	0	0	0	0	N.A.	N.A.
(g) Any Other (specify) EMPLOYEE		0	0	0	0	0	N.A.	N.A.
(h) Any Other (specify) PAKISTANI SHARE-HOLDERS		0	0	0	0	0	N.A.	N.A.
(i) Any Other (specify) DIRECTOR'S & THEIR RELATIVES		0	0	0	0	0	N.A.	N.A.
Sub Total (B)(2)		3256	1616346	1173847	54.392	54.392	N.A.	N.A.
TOTAL PUBLIC SHAREHOLDING		3256	1616346	1173847	54.392	54.392	N.A.	N.A.
(C) SHARES HELD BY CUSTODIANS AND AGAINST WHICH DEP. RECEIPTS HAVE BEEN ISSUED								
(a) DEPOSITORY RECEIPTS		0	0	0	0	0	N.A.	N.A.
Sub Total (C)(1)		0	0	0	0	0	N.A.	N.A.
TOTAL SHARES HELD BY CUSTODIANS AND AGAINST WHICH DEP. RECEIPTS HAVE BEEN ISSUED (C)=(C)(1)		0	0	0	0	0	N.A.	N.A.
Grand Total (A) + (B) + (C)		3264	2971700	2529201	100	100	0	0

ACCURATE TRANSFORMERS LIMITED			SHARE HOLDING PATTERN : 30/09/2014						
PUBLIC SHAREHOLDING									
Non-Institutions									
Any other (specify)									
Non-resident Indian. / OCB									
Sr. No.	FOLIO	DPID-CLID	NAME	PHY-HOL	NSDL-HOL	CDSL-HOL	TOT-HOL	%	
1		IN30302852412895	KISHORE HARIDAS BHATIA	0	100	0	100	0.003	0.003
2		IN30226912167823	VINEESH KHANNA	0	600	0	600	0.02	0.02
3		1202890000034012	JABBAR KALILOR RAHMAN	0	0	100	100	0.003	0.003
4		IN30267931283153	RONALD CARDOZA	0	30	0	30	0.001	0.001
5		IN30015910528796	VINOD SHYAM SUNDER ASWANI	0	415	0	415	0.014	0.014
6		IN30267938200376	SURESH KUMAR GUPTA	0	20	0	20	0.001	0.001
7		IN30021414322846	NARAYAN ANWANI	0	1059	0	1059	0.036	0.036
8		IN30290243661626	ANURAG BHATIA	0	50	0	50	0.002	0.002
9		IN30015910879108	SURBHIT DABRIWALA	0	50	0	50	0.002	0.002
10		1202890000964191	HARI KUMAR ACHUTHAN	0	0	2000	2000	0.067	0.067
11		IN30023912364698	SANTOSH JEFFREY RODRIGUES	0	1015	0	1015	0.034	0.034
12		IN30021414030978	KRISHNA PILLAI MADHAVANKUTTY NAIR	0	500	0	500	0.017	0.017
13		IN30302858210230	PINAKI CHAKRABARTI	0	400	0	400	0.013	0.013
14		IN30023912876027	OOMMEN K OOMMEN	0	200	0	200	0.007	0.007
15		IN30290247569406	MURALI ANNAJI RAMASWAMY	0	301	0	301	0.01	0.01
16		IN30015910485643	JAYVANTKUMAR M. SHAH	0	308	0	308	0.01	0.01
17		1202980000143678	STALIN KUNJAPPAN	0	0	750	750	0.025	0.025
TOTAL				0	5048	2850	7898	0.265	0.265

ACCURATE TRANSFORMERS LIMITED										
STATEMENT SHOWING SHAREHOLDING OF PERSONS BELONGING TO THE CATEGORY										
'PUBLIC' AND HOLDING MORE THAN 5% OF THE TOTAL NUMBER OF SHARES. 30/09/2014										
				DETAILS OF WARRANTS		DETAILS OF CONVERTIBLE SECURITIES		TOTAL SHARES (INCLUDING UNDERLYING SHARES ASSUMING FULL CONVERSION OF WARRANTS AND CONVERTIBLE SECURITIES AS A % OF DILUTED SHARE CAPITAL)		PAN
Sr. No.	FOLIO	DPID-CLID	NAME OF THE SHAREHOLDER	NO OF SHARES	SHARES AS A % OF TOTAL NUMBER OF SHARES (i.e. GRAND TOTAL (A)+(B)+(C) INDICATED IN STATEMENT AT PARA (i)(a) ABOVE)	NUMBER OF WARRANTS HELD	AS A % TOTAL NUMBER OF WARRANTS OF THE SAME CLASS	NUMBER OF CONVERTIBLE SECURITIES HELD	% w.r.t TOTAL NUMBER OF CONVERTIBLE SECURITIES OF THE SAME CLASS	
TOTAL				0	0					0


A large, stylized handwritten signature or scribble, possibly representing a name or initials, located in the lower right quadrant of the page.

ACCURATE TRANSFORMERS LIMITED											
STATEMENT SHOWING SHAREHOLDING OF PERSONS BELONGING TO THE CATEGORY											
'PUBLIC' AND HOLDING MORE THAN 1% OF THE TOTAL NUMBER OF SHARES. 30/09/2014											
					DETAILS OF WARRANTS	DETAILS OF CONVERTIBLE SECURITIES	TOTAL SHARES (INCLUDING UNDERLYING SHARES ASSUMING FULL CONVERSION OF WARRANTS AND CONVERTIBLE SECURITIES AS A % OF DILUTED SHARE CAPITAL)		PAN		
Sr. No.	FOLIO	DPID-CLID	NAME OF THE SHAREHOLDER	NO OF SHARES	SHARES AS A % OF TOTAL NUMBER OF SHARES (i.e. GRAND TOTAL (A)+(B)+(C) INDICATED IN STATEMENT AT PARA (I)(a) ABOVE)	NUMBER OF WARRANTS HELD	AS A % TOTAL NUMBER OF WARRANTS OF THE SAME CLASS	NUMBER OF CONVERTIBLE SECURITIES HELD	% w.r.t TOTAL NUMBER OF CONVERTIBLE SECURITIES OF THE SAME CLASS		
1		IN30287930621926	PARIKSHIT RAJARAM JOSHI	35800	1.205					35800	AAAPJ9149D
2		IN30036020087818	HITESH RAMJI JAVERI	55000	1.851					55000	AABPJ4691H
3		IN30036020087795	MARSHA HITESH JAVERI	34487	1.161					34487	AAEPJ7736F
4		1201120000039187	ATUL BABUBHAI CHAUHAN (HUF)	30140	1.014					30140	AAHHA5914L
5		1201060001965660	BHAVESH DHIRESHBHAI SHAH	95289	3.207					95289	AC2PS3722J
6		IN30302854242016	SARITA ARVIND SANCHETI	30588	1.029					30588	AIQPS6597N
7		IN30064410001824	DIPAK KANAYALAL SHAH	61000	2.053					61000	AVEPS4654B
TOTAL				342304	11.52					342304	

ACCURATE TRANSFORMERS LIMITED			SHARE HOLDING PATTERN : 30/09/2014						
PUBLIC SHAREHOLDING									
Non-Institutions									
Bodies Corporate									
Sr. No.	FOLIO	DPID-CLID	NAME	PHY-HOL	NSDL-HOL	CDSL-HOL	TOT-HOL	%	
1		IN30177410567245	RELIGARE FINVEST LTD	0	8840	0	8840	0.297	0.297
2		120437000004838	SWASTIKA INVESTMART LIMITED	0	0	400	400	0.013	0.013
3		1601480000472521	SOUTH ASIAN STOCKS LIMITED	0	0	50	50	0.002	0.002
4		IN30055610360147	SPFL SECURITIES LTD.	0	50	0	50	0.002	0.002
5		IN30021416760030	PRANEHA PROMOTERS PRIVATE LIMITED	0	4900	0	4900	0.165	0.165
6		IN30134820008220	NIRSHILP SECURITIES PVT. LTD.	0	4	0	4	0	0
7		IN30107180050684	MACY SECURITIES PRIVATE LTD	0	2149	0	2149	0.072	0.072
8		1201800000331741	MITHANI INVESTMENT AND TRADING PVT LTD	0	0	1000	1000	0.034	0.034
9		1201060001087659	LOTUS TIE UP PRIVATE LTD	0	0	1176	1176	0.04	0.04
10		IN30039411667689	KARVY STOCK BROKING LIMITED-DS NAGAR	0	1150	0	1150	0.039	0.039
11		1204380000000716	K B R TOWNSHIP PVT. LTD	0	0	357	357	0.012	0.012
12		IN30251510008387	GANPATI STOCKS PVT.LTD.	0	500	0	500	0.017	0.017
13		120361000000250	DANI SHARES AND STOCKS PVT.LTD.	0	0	90	90	0.003	0.003
14		1301670000007211	VSE STOCK SERVICES LTD	0	0	792	792	0.027	0.027
15		1201980000038000	ANS PVT LIMITED	0	0	200	200	0.007	0.007
16		IN30051314972550	SHAREKHAN LIMITED	0	1839	0	1839	0.062	0.062
17		IN30232410444437	STEEL CITY SECURITIES LIMITED	0	50	0	50	0.002	0.002
18		1203660000002540	MAVERICK SHARE BROKERS LIMITED	0	0	10	10	0	0
19		120529000011713	ADINATH CAPITAL SERVICES LIMITED	0	0	800	800	0.027	0.027
20		1301190300033439	SHIVNARAYAN NEMANI SHARES & STOCK BROKE	0	0	1768	1768	0.059	0.059
21		IN30125028519578	REAL CREDIT CAPITAL PVT LTD	0	4100	0	4100	0.138	0.138
22		IN30058910168994	AWADH IMPEX AND WAREHOUSING PRIVATE LIMI	0	21200	0	21200	0.713	0.713
23		12056900000003415	RAGA SECURITIES AND FINANCE PVT LTD	0	0	285	285	0.01	0.01
24		1204230000025644	RR EQUITY BROKERS PRIVATE LIMITED	0	0	200	200	0.007	0.007
25		IN30210510217967	NAVISHA CONSULTANCY SERVICES PRIVATE LIMI	0	8000	0	8000	0.269	0.269
26		IN30045013267607	NANDHVART INVESTMENT PVT LTD	0	4033	0	4033	0.136	0.136
27		IN30305210793254	MONARCH RESEARCH & BROKERAGE PVT LTD	0	35	0	35	0.001	0.001
28		IN30149310012960	BHUTORIA BROS. LTD.	0	1	0	1	0	0
29		IN30174010217903	BANANI TRADING PRIVATE LIMITED	0	500	0	500	0.017	0.017
30		1202920000111233	JSEL SECURITIES LTD.(427)	0	0	180	180	0.006	0.006
31		IN30095810086237	INDMAR PROPERTIES PVT. LTD.	0	5000	0	5000	0.168	0.168
32		IN30072410123308	INTEGRATED MASTER SECURITIES (P) LTD.	0	1	0	1	0	0
33		IN30289810018888	GUINNESS SECURITIES LIMITED	0	100	0	100	0.003	0.003
34		IN30096610060240	GLOBE CAPITAL MARKET LTD	0	2000	0	2000	0.067	0.067
35		IN30177410000167	RELIGARE SECURITIES LTD	0	1	0	1	0	0
36		IN30015910762234	FIRST GLOBAL STOCKBROKING PVT. LTD.	0	100	0	100	0.003	0.003
37		IN30263810008727	ELPRO INTERNATIONAL LIMITED	0	50	0	50	0.002	0.002
38		IN30214810009115	CHANDRAKIRAN SECURITIES PVT LIMITED	0	158	0	158	0.005	0.005
39		IN30147710000098	BONANZA PORTFOLIO LTD	0	1986	0	1986	0.067	0.067
40		1203320007719863	ANGEL FINCAP PRIVATE LIMITED	0	0	25	25	0.001	0.001
41		IN30202534050087	SANJEEVANI SAMAJ SEWA SAMITHI	0	1800	0	1800	0.061	0.061
42		IN30048410004499	KLB SECURITIES PVT. LTD.	0	2460	0	2460	0.083	0.083
43		IN30184610283572	LSE SECURITIES LTD.	0	300	0	300	0.01	0.01
44		IN30220110152958	EDELWEISS FINANCIAL ADVISORS LIMITED	0	91	0	91	0.003	0.003
45		IN30282210017937	ADROIT FIN SER PVT LTD	0	170	0	170	0.006	0.006
46		IN30286310000108	ZEN SECURITIES LTD-BSE CLIENTS A/C	0	240	0	240	0.008	0.008
47		IN30236510000130	SHRI PARASRAM HOLDINGS PVT.LTD.	0	2888	0	2888	0.097	0.097
48		IN30011810301192	SEWA AGRO-TECH LTD	0	1000	0	1000	0.034	0.034
49		IN30082910078720	RAMNORD RESEARCH LABORATORIES PRIVATE L	0	1000	0	1000	0.034	0.034
50		IN30294310004764	PELF FINSTOCK LIMITED	0	1708	0	1708	0.057	0.057
51		IN30160410168574	NIRMAL BANG SECURITIES PVT. LTD.	0	200	0	200	0.007	0.007
52		1204620000000029	SHREE NAMAN SECURITIES AND FINANCE PRIVAT	0	0	200	200	0.007	0.007
53		IN30305210836659	NETWORTH STOCK BROKING LIMITED	0	16	0	16	0.001	0.001
54		1206540000000031	MILI CONSULTANTS & INVESTMENT PVT. LTD.	0	0	1071	1071	0.036	0.036
55		1204290000014041	MODEX INTERNATIONAL SECURITIES LTD	0	0	131	131	0.004	0.004
56	0003041		STAR SHARES & SECURITIES PVT LTD	800	0	0	800	0.027	0.027
TOTAL				800	78598	8733	88131	2.968	2.968

ACCURATE TRANSFORMERS LIMITED		SHARE HOLDING PATTERN : 30/09/2014							
PUBLIC SHAREHOLDING									
Non-Institutions									
Individuals-									
ii. Individual shareholders holding nominal share capital in excess of Rs. 1 lac.									
Sr. No.	FOLIO	DPID-CLID	NAME	PHY-HOL	NSDL-HOL	CDSL-HOL	TOT-HOL	%	
1		1201060001394103	URVIJA BHAVESHBHAI SHAH	0	0	19779	19779	0.666	0.666
2		IN30064410001824	DIPAK KANAYALAL SHAH	0	61000	0	61000	2.053	2.053
3		IN30302853276430	ARVINDKUMAR SANCHETI	0	22280	0	22280	0.75	0.75
4		IN30302854242016	SARITA ARVIND SANCHETI	0	30588	0	30588	1.029	1.029
5		IN30165310271696	MIHIR KANTI BASAK	0	19000	0	19000	0.639	0.639
6		IN30267930417532	POONAM JAIN	0	19015	0	19015	0.64	0.64
7		IN30210510406631	KISHAN GOPAL MOHTA	0	12000	0	12000	0.404	0.404
8		1201060001965660	BHAVESH DHIRESHBHAI SHAH	0	0	95289	95289	3.207	3.207
9		IN30133019116022	ASHISH CHUGH	0	15000	0	15000	0.505	0.505
10		1201120000039187	ATUL BABUBHAI CHAUHAN (HUF)	0	0	30140	30140	1.014	1.014
11		IN30036020087795	HARSHA HITESH JAVERI	0	34487	0	34487	1.161	1.161
12		IN30036020087818	HITESH RAMJI JAVERI	0	55000	0	55000	1.851	1.851
13		IN30267930621926	PARIKSHIT RAJARAM JOSHI	0	35800	0	35800	1.205	1.205
14	0003380		GAURAV GUPTA	12300	0	0	12300	0.414	0.414
TOTAL				12300	304170	145208	461678	15.54	15.54

ACCURATE TRANSFORMERS LIMITED		SHARE HOLDING PATTERN : 30/09/2014							
SHAREHOLDING OF PROMOTER AND PROMOTER GROUP									
Indian									
Individuals (HUF)									
Sr. No.	FOLIO	DPID-CLID	NAME	PHY-HOL	NSDL-HOL	CDSL-HOL	TOT-HOL	%	
1		IN30020610731004	ACCURATE METERS LIMITED	0	133500	0	133500	4.492	4.492
2		1203800000019654	C L SHARMA	0	0	819293	819293	27.57	27.57
3		1203800000020313	SATISH KUMAR SHARMA	0	0	6600	6600	0.222	0.222
4		1203800000022213	DEEPAK SHARMA	0	0	163361	163361	5.497	5.497
5		1203800000020672	ANUPAM SHARMA	0	0	30400	30400	1.023	1.023
6		1203800000019669	PUSHPA SHARMA	0	0	139200	139200	4.684	4.684
7		1203800000020328	MEERA SHARMA	0	0	31000	31000	1.043	1.043
8		1203800000019641	POONAM SHARMA	0	0	32000	32000	1.077	1.077
TOTAL				0	133500	1221854	1355354	45.61	45.61




ACCURATE TRANSFORMERS LIMITED

(I)(b) STATEMENT SHOWING SHAREHOLDING OF PERSONS BELONGING TO THE CATEGORY

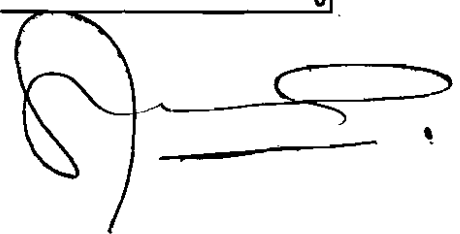
'PROMOTOR' 30/09/2014

Sr. No.	FOLIO	DPID-CLID	NAME OF THE SHAREHOLDER	TOTAL SHARES HELD		SHARES PLEDGED OR OTHERWISE ENCUMBERED			DETAILS OF WARRANTS		DETAILS OF CONVERTIBLE SECURITIES		TOTAL SHARES (INCLUDING UNDERLYING SHARES ASSUMING FULL CONVERSION OF WARRANTS AND CONVERTIBLE SECURITIES AS A % OF DILUTED SHARE CAPITAL)	PAN
				NUMBER	AS A % OF GRAND TOTAL (A+B+C)	NUMBER	AS A %	AS A % OF GRAND TOTAL (A+B+C) OF SUB-CLAUSE (I)(a)	NUMBER OF WARRANTS HELD	AS A % TOTAL NUMBER OF WARRANTS OF THE SAME CLASS	NUMBER OF CONVERTIBLE SECURITIES HELD	AS A % TOTAL NUMBER OF CONVERTIBLE SECURITIES OF THE		
(i)			(ii)	(iii)	(iv)	(v)	(vi)=(vii)*100	(vii)	(viii)	(ix)	(x)	(xi)	(xii)	
1		IN30020610731004	ACCURATE METERS LIMITED	133500	4.492	0	0	0					133500	AAACA6996J
2		1203800000019654	C L SHARMA	819293	27.57	0	0	0					819293	AATPS2067C
3		1203800000020313	SATISH KUMAR SHARMA	6600	0.222	0	0	0					6600	AAUPS2724H
4		1203800000022213	DEEPAK SHARMA	163361	5.497	0	0	0					163361	AUDPS5329R
5		1203800000020672	ANUPAM SHARMA	30400	1.023	0	0	0					30400	AUDPS5340L
6		1203800000019668	PUSHPA SHARMA	139200	4.684	0	0	0					139200	AUDPS5353B
7		1203800000020328	MEERA SHARMA	31000	1.043	0	0	0					31000	AUDPS5364E
8		1203800000019641	POONAM SHARMA	32000	1.077	0	0	0					32000	BBGPS5156R
TOTAL				1355354	45.608	0	0	0					1355354	


ACCURATE TRANSFORMERS LIMITED					
STATEMENT SHOWING DETAILS OF LOCKED-IN SHARES 30/09/2014					
Sr. No.	FOLIO	DPID-CLID	NAME OF THE SHAREHOLDER	LOCKED SHARES	% OF TOTAL
TOTAL				0	0

A handwritten signature in black ink, consisting of a large loop on the left and a horizontal line extending to the right with a small flourish at the end.

ACCURATE TRANSFORMERS LIMITED				
(II)(A) STATEMENT SHOWING DETAILS OF DEPOSITORY RECEIPTS (DRs)				
Sr. No.	Type of outstanding DR (ADRs, GDRs, SDRs, etc.)	Number of outstanding DRs	Number of shares underlying outstanding DRs	Shares underlying outstanding DRs as a percentage of total number of shares (i.e., Grand Total (A)+(B)+(C) indicated in Statement at para (I)(a) above)
1	ADR	0	0	0
2	GDR	0	0	0
TOTAL		0	0	0



ACCURATE TRANSFORMERS LIMITED			SHARE HOLDING PATTERN : 30/09/2014						
PUBLIC SHAREHOLDING									
Non-Institutions									
Clearing Member									
Sr. No.	FOLIO	DPID-CLID	NAME	PHY-HOL	NSDL-HOL	CDSL-HOL	TOT-HOL	%	
1		1203440000068717	ARCADIA SHARE AND STOCK BROKERS PVT. LTD.	0	0	349	349	0.012	0.012
2		1205350000023193	UNICON SECURITIES PRIVATE LIMITED	0	0	106	106	0.004	0.004
3		IN30134820008424	SHAILESH SHAH SECURITIES PVT. LTD.	0	3	0	3	0	0
4		1204980000072806	PACE STOCK BROKING SERVICES PVT LTD	0	0	220	220	0.007	0.007
5		1201210100133359	SURESH RATHI SECURITIES (P) LTD	0	0	5	5	0	0
6		1204150000007808	JAINAM SHARE CONSULTANTS PVT. LTD	0	0	50	50	0.002	0.002
7		1203200000000671	DSE FINANCIAL SERVICES LTD.	0	0	500	500	0.017	0.017
8		1201640000007983	MANSUKH STOCK BROKERS LIMITED	0	0	100	100	0.003	0.003
9		1201130000007831	PRABHUDAS LILLADHER PRIVATE LIMITED	0	0	5000	5000	0.168	0.168
10		1207100000000224	LATIN MANHARLAL SECURITIES PVT. LTD.	0	0	102	102	0.003	0.003
11		1203060000000453	INA STOCK BROKING CO P LTD	0	0	200	200	0.007	0.007
12		1204910000000042	FAIRWEALTH SECURITIES LIMITED	0	0	800	800	0.027	0.027
13		1202870000000014	BP EQUITIES PVT. LTD.	0	0	508	508	0.017	0.017
14		1202620000112818	VIKAS KOOLWAL	0	0	100	100	0.003	0.003
TOTAL				0	3	8040	8043	0.27	0.27



ACCURATE TRANSFORMERS LIMITED				SHARE HOLDING PATTERN : 30/09/2014					
PUBLIC SHAREHOLDING									
Institutions									
Foreign Institutional Investors									
Sr. No.	FOLIO	DPID-CLID	NAME	PHY-HOL	NSDL-HOL	CDSL-HOL	TOT-HOL	%	
TOTAL				0	0	0	0	0	0

A handwritten signature or scribble consisting of several loops and a horizontal line extending to the right.