



ABBOTT INIDA LIMITED
SHAREHOLDING PATTERN AS ON 30.09.2014

(I) (5) Statement showing Shareholding Pattern

SCRIP CODE : 500488		Name of Scrip : ABBOT		Class of Security : Equity		Quarter Ended : 30.09.2014		
Category Code				Number of partly paid up shares	As a % of total number of partly paid up shares	As a % of total number of shares of the Company		
	<u>Partly paid up shares</u>							
	Held by Promoter/Promoter group							
	Held by Public			0	0.00	0.00		
	Total							
	<u>Outstanding Convertible Securities</u>			Number of outstanding Securities	As a % of total No. of outstanding Con. Securities	As a % of total No. of shares of the Company, assuming full conversion of the Securities		
	Held by Promoter/Promoter group							
	Held by Public			0	0.00	0.00		
	Total							
	<u>Warrants</u>			Number of warrants	As a % of total number of warrants	As a % of total number of shares of the Company assuming full conversion of warrants		
	Held by Promoter/Promoter group							
	Held by Public			0	0.00	0.00		
	Total							
	Total paid up capital of the Company, assuming full conversion of warrants and convertible securities							
Category Code	Category of Shareholders	Number of Shareholders	Total No. of shares	Number of shares held in demat form	Total shareholding as a percentage of total number of shares		Shares pledged or otherwise encumbered	
					As a percentage of (A+B)	As a percentage of (A+B+C)	Number of Shares	As a %
(I)	(II)	(III)	(IV)	(V)	(VI)	(VII)	(VIII)	(IX) = (VIII)/(V)*100
(A)	Shareholding of Promoter and Promoter Group²							
(1)	Indian							
(a)	Individuals/H.U.F	0	0	0	0.00	0.00		
(b)	Central/State Government(s)	0	0	0	0.00	0.00		NIL
(c)	Bodies Corporate	0	0	0	0.00	0.00		
(d)	Financial Institutions/Banks	0	0	0	0.00	0.00		
(e)	Any Other (specify)	0	0	0	0.00	0.00		
(f)	Employee Welfare Trust	0	0	0	0.00	0.00		
	Sub-Total (A)(1)	0	0	0	0.00	0.00		
(2)	Foreign							
(a)	Non Resident Individuals/Foreign Nationals	0	0	0	0.00	0.00		
(b)	Bodies Corporate	3	15934048	15934048	74.99	74.99		NIL
(c)	Institutions	0	0	0	0.00	0.00		
(d)	Qualified Foreign Investor	0	0	0	0.00	0.00		
(e)	Any Other (specify)	0	0	0	0.00	0.00		
	Sub-Total (A)(2)	3	15934048	15934048	74.99	74.99		
	Total holding of Promoter and Promoter Group (A)=(A)(1)+(A)(2)	3	15934048	15934048	74.99	74.99		
(B)	Public Shareholding³							
(1)	Institutions							
(a)	Mutual Funds/UTI	10	1630167	1630017	7.67	7.67		
(b)	Financial Institutions/Banks	11	6784	6376	0.03	0.03		
(c)	Central Government/State Government(s)	0	0	0	0.00	0.00		
(d)	Venture Capital Fund	0	0	0	0.00	0.00		
(e)	Insurance Companies	1	49838	49838	0.23	0.23		NIL
(f)	Foreign Institutional Investors	5	11617	11467	0.05	0.05		
(g)	Foreign Venture Capital Investors	0	0	0	0.00	0.00		
(h)	Qualified Foreign Investor	0	0	0	0.00	0.00		
(i)	Any Other(specify)	0	0	0	0.00	0.00		
	Sub-Total (B)(1)	27	1698405	1697698	7.99	7.99		
(2)	Non Institutions							
(a)	Bodies Corporate	463	265164	260468	1.25	1.25		
(b)	Individuals							
	i) Holding nominal share capital upto Rs. 1 lakh	17380	3091019	2417145	14.55	14.55		
	ii) Holding nominal share capital in excess of Rs. 1 lakh	15	204902	144150	0.96	0.96		
(c)	Qualified Foreign Investor	0	0	0	0.00	0.00		NIL
(d)	Any Other(specify)							
d-i	Trust	2	150	150	0.00	0.00		
d-ii	NRI (Rep)	154	19582	18182	0.09	0.09		
d-iii	Clearing members	0	0	0	0.00	0.00		
d-iv	NRI (Non Rep)	99	35560	33205	0.17	0.17		
d-v	Foreign Corp. Bodies	1	471	0	0.00	0.00		
d-vi	Foreign national / Bodies/ OCB	0	0	0	0.00	0.00		
d-vii	NSDL In transit	0	0	0	0.00	0.00		
	Sub-Total (B)(2)	18114	3616848	2873300	17.02	17.02		
	Total Public shareholding (B)=(B)(1)+(B)(2)	18141	5315254	4570998	25.01	25.01		
	TOTAL (A)+(B)	18144	21249302	20505046	100.00	100.00		
(C)	Shares held by Custodians and against which Depository Receipts have been issued							
1	Promoter and Promoter Group	0	0	0	0.00	0.00		
2	Public	0	0	0	0.00	0.00		
	GRAND TOTAL (A)+(B)+(C)	18144	21249302	20505046	100.00	100.00		




(f) (b) Statement showing holding of securities (including shares, warrants, convertible securities) of persons belonging to the category "Promoter and Promoter Group"

Sr.No.	Name of the shareholder	Details of Shares held		Encumbered shares(*)		Details of warrants		Details of convertible securities		Total shares (including underlying shares assuming full conversion of warrants and convertible securities as a % of diluted share capital)	
		No of Shares held	As a % of grand total (A)+(B)+(C)	As a % of grand total (A)+(B)+(C) of sub-clause (i)(a)	As a % of total number of warrants held	No of warrants held	As a % of total number of convertible securities held	As a % of total number of convertible securities of the same class			
	(II)	(III)	(IV)	(V)	(VI) = (V)/(III)*100	(VII)	(VIII)	(IX)	(X)	(XI)	(XII)
1	ABBOTT CAPITAL INDIA LIMITED	10719097	50.44								50.44
2	SOLVAY HEALTHCARE LIMITED	3744951	17.62								17.62
3	BRITISH COLLOIDS LTD	1470000	6.92								6.92
	TOTAL	15934048	74.99								74.99

(*) The term "encumbrance" has the same meaning as assigned to it in refuatin 28(3) of the SAST Regulations , 2011

(f) (c) (i) Statement showing holding of securities (including shares, warrants, convertible securities) of persons belonging to the category "Public" and holding more than 1% of the total number of shares.

Sr.No.	Name of the shareholder	Number of shares held	Shares as a percentage of total number of shares (i.e., Grand Total (A)+(B)+(C) indicated in Statement at para (i)(a) above)	Details of warrants		Details of convertible securities		Total shares (including underlying shares assuming full conversion of warrants and convertible securities as a % of diluted share capital)
				As a % of total number of warrants of the same class	No of warrants held	As a % of total number of convertible securities of the same class	Number of convertible securities held	
	(II)	(III)	(IV)	(V)	(VI)	(VII)	(VIII)	(IX)
1	RELIANCE CAPITAL TRUSTEE CO LTD A/C	806399	3.79					3.79
2	RELIANCE CAPITAL TRUSTEE CO LTD A/C	424845	2.00					2.00
	TOTAL	1231244	5.79					5.79



Statement showing holding of securities (including shares, warrants, convertible securities) of persons (together with PAC) belonging to the category "Public" and holding more than 5% of the total number of shares of the company		Details of convertible securities		Total shares (including underlying shares assuming full conversion of warrants and convertible securities as a % of diluted share capital)			
(i)(c)(iii) Sr.No.	Name(s) of the shareholder(s) and the Persons Acting in Concert (PAC) with them	Shares as a percentage of total shares (i.e., Grand Total (A)+(B)+(C) indicated in Statement at para (1)(a) above)	No of warrants held		As a % of total number of warrants of the same class	Number of convertible securities held	As a % of total number of convertible securities of the same class
	N/A	0	0.00				0.00
	N/A	0	0.00				0.00
	TOTAL	0	0.00				0.00

(1) (d) Statement showing details of locked in shares

Sr. No.	Name of shareholder	No. of locked-in shares	Locked-in shares as percentage of total no. of shares (i.e. Grand Total(A)+(B)+(C) indicated in statement at para(1)(a) above)	Promoter / Group / Public
	N/A	0	0.00	0.00
	TOTAL	0	0.00	0.00

(ii) (e) Statement showing details of Depository Receipts (DRs)

Sr. No.	Type of outstanding Dr(ADRs, GDRs, SDRs, etc)	No. of DRs	No. of shares underlying outstanding DRs	Shares underlying outstanding DRs as a percentage of total no. of shares (i.e. Grand Total (A)+(B)+(C) indicated in Statement at para (1)(a)above)
1	N/A	0	0	0.00
	TOTAL	0	0	0.00

Statement showing holding of Depository Receipts (DRs) where underlying shares held by "promoter/promoter group" are in excess of 1% of the total no. of shares

Sr. No.	Name of the DR Holder	Type of outstanding DR(ADRs, GDRs, SDRs, etc.)	No. of shares underlying outstanding DRs	Shares underlying outstanding DRs as a percentage of total no. of shares (i.e. Grand Total (A)+(B)+(C) indicated in Statement at para (1)(a)above)
1	N/A	0	0	0.00
	TOTAL	0	0	0.00

