

AXIS BANK LIMITED - SHAREHOLDING PATTERN AS PER CLAUSE 35 - TABLE 1 (a) AS ON 31.12.2014

Scrip Code, Name of the scrip, class of security: NSE - AXISBANK / BSE - 532215 / EQUITY SHARES OF RS. 2/- EACH


Quarter ended : 31.12.2014

Partly paid-up shares	No. of partly paid-up shares	As a % of total NO. of Partly paid-up shares	As a % of total no. of shares of the Company
Held by promoter/ promoter group	NA	NA	NA
Held by public	NA	NA	NA
Total			
Outstanding convertible securities	No. of outstanding securities	As a % of total no. of outstanding convertible securities	As a % of total no. of shares of the company, assuming full conversion of the convertible securities
Held by promoter/ promoter group	NA	NA	NA
Held by public	NA	NA	NA
Total			
Warrants	No. of warrants	As a % of total no. of warrants	As a % of total no. of shares of the company, assuming full conversion of Warrants
Held by promoter/ promoter group	NA	NA	NA
Held by public	NA	NA	NA
Total			
Total paid-up capital of the company, assuming full conversion of warrants and convertible securities	NA	NA	NA


PAID UP SHARE CAPITAL OF THE BANK AS ON 31.12.2014 IS RS. 472,65,37,746/- DIVIDED INTO 236,32,68,873 EQUITY SHARES OF RS. 2/- EACH.



Axis Bank Limited - Statement Showing Shareholding Pattern - AS ON 31.12.2014									
Category code (I)	Category of Shareholder (II)	Number of Shareholders (III)	Total number of shares (IV)	Number of shares held in dematerialized form (V)	Total shareholding as a percentage of total number of shares		Shares pledged or otherwise encumbered		As a percentage (IX) = (VIII)/(IV)*100
					As a percentage of (A+B) ¹ (VI)	As a percentage of (A+B+C) (VII)	Number of shares (VIII)		
(A)	Shareholding of Promoter and Promoter Group²								
1	Indian								
(a)	Individuals/ Hindu Undivided Family	0	0	0	0.00	0.00	0	0.00	0.00
(b)	Central Government/ State Government(s)	0	0	0	0.00	0.00	0	0.00	0.00
(c)	Bodies Corporate	0	0	0	0.00	0.00	0	0.00	0.00
(d)	Financial Institutions/Banks i. Administrator of the specified undertaking of the Unit Trust of India - SUUTI (Four different schemes) ii. LIC, GIC & four PSU Insurance Companies.*	38	66,73,88,073	66,73,88,073	29.33	28.24	0	0.00	0.00
(e)	Any Others(Specify)	0	0	0	0.00	0.00	0	0.00	0.00
(e-i)		0	0	0	0.00	0.00	0	0.00	0.00
(e-ii)		0	0	0	0.00	0.00	0	0.00	0.00
	Sub Total(A)(1)*	38	66,73,88,073	66,73,88,073	29.33	28.24	0	0.00	0.00
2	Foreign								
a	Individuals (Non-Residents Individuals/Foreign Individuals)	0	0	0	0.00	0.00	0	0.00	0.00
b	Bodies Corporate	0	0	0	0.00	0.00	0	0.00	0.00
c	Institutions	0	0	0	0.00	0.00	0	0.00	0.00
d	Qualified Foreign Investor	0	0	0	0.00	0.00	0	0.00	0.00
e	Any Others(Specify)	0	0	0	0.00	0.00	0	0.00	0.00
	Sub Total(A)(2)	0	0	0	0.00	0.00	0	0.00	0.00
	Total Shareholding of Promoter and Promoter Group (A)= (A)(1)+(A)(2)	38	66,73,88,073	66,73,88,073	29.33	28.24	0	0.00	0.00
(B)	Public shareholding								
1	Institutions								
(a)	Mutual Funds/ UTI	344	12,75,35,364	12,75,35,364	5.60	5.40	0	0.00	0.00
(b)	Financial Institutions/Banks	19	12,91,757	12,91,757	0.06	0.05	0	0.00	0.00
(c)	Central Government/ State Government(s)	0	0	0	0.00	0.00	0	0.00	0.00
(d)	Venture Capital Funds	0	0	0	0.00	0.00	0	0.00	0.00




(e)	Insurance Companies	126	13,92,03,589	13,92,03,589	6.12	5.89	0	0.00
(f)	Foreign Institutional Investors / FOREIGN PORTFOLIO INVESTORS	768	1,14,67,69,344	1,14,67,69,344	50.39	48.52	0	0.00
(g)	Foreign Venture Capital Investors	0	0	0	0.00	0.00	0	0.00
(h)	Qualified Foreign Investor - Corporate	1	19,57,475	19,57,475	0.09	0.08	0	0.00
(i)	Any Other	0	0	0	0.00	0.00	0	0.00
	Sub-Total (B)(1)	1258	1,41,67,57,529	1,41,67,57,529	62.26	59.95	0.00	0.00
B 2	Non-institutions							
(a)	Bodies Corporate	1909	2,85,71,341	2,85,00,791	1.26	1.21	0	0.00
(b)	Individuals							
I	Individuals -i. Individual shareholders holding nominal share capital up to Rs 1 lakh	239816	8,94,06,440	8,04,63,115	3.93	3.78	0	0.00
II	Individual shareholders holding nominal share capital in excess of Rs. 1 lakh.	197	5,96,17,128	5,96,17,128	2.62	2.52	0	0.00
(c)	Qualified Foreign Investor	0	0	0	0.00	0.00	0	0.00
(d)	ANY OTHER	0	0	0	0.00	0.00	0	0.00
(d-i)	HUF	2750	17,13,296	17,13,296	0.08	0.07	0	0.00
(d-ii)	TRUSTS	39	50,12,582	50,12,582	0.22	0.21	0	0.00
(d-iii)	Clearing Members	404	22,10,550	22,10,550	0.10	0.09	0	0.00
(d-iv)	NRIs	4834	44,93,544	44,93,544	0.20	0.19	0	0.00
(d-v)	Foreign Bodies - DR	5	4,34,220	4,34,220	0.02	0.02	0	0.00
(d-vi)	Foreign Bank	1	17,195	17,195	0.00	0.00	0	0.00
(d-vii)	FOREIGN NATIONALS	2	600	600	0.00	0.00	0	0.00
	Sub-Total (B)(2)	249957	19,14,76,896	18,24,63,021	8.41	8.10	0.00	0.00
(B)	Total Public Shareholding (B) = (B)(1)+(B)(2)	251215	1,60,82,34,425	1,59,92,20,550	70.67	68.05	0.00	0.00
	TOTAL (A)+(B)	251253	2,27,56,22,498	2,26,66,08,623	100.00	96.29	0.00	0.00
(C)	Shares held by Custodians and against which Depository Receipts have been issued - GDRs							
1	Promoter and Promoter Group	0	0	0	0.00	0.00	0	0.00
2	Public - The Bank of New York Mellon (Depository for the equity shares representing the underlying shares to the Global Depository Receipts (GDRs) issued to the investors overseas)	1	8,76,46,375	8,76,46,375	3.85	3.71		0.00
	GRAND TOTAL (A)+(B)+(C)	251254	2,36,32,68,873	2,35,42,54,998		100.00		0.00



AXIS BANK LIMITED - Statement Showing Shareholding Pattern - AS ON 31.12.2014											
Statement showing holding of securities (including shares, warrants, convertible securities) of persons belonging to the category "Promoter and Promoter Group"											
Sr. No. (I)	Name of the shareholder (II)	Total shares held		Encumbered shares		Details of warrants		Details of convertible securities		Total shares (including underlying shares assuming full conversion of warrants and convertible securities) as a % of diluted share capital (XII)	
		Number (III)	As a % of grand total (A)+(B)+(C) (IV)	Number (V)	As a percentage (VI) = (V)/(III)*100 (VII)	As a % of grand total (A)+(B)+(C). of sub-clause (I)(a) (VII)	Number of warrants held (VIII)	As a % total number of warrants of the same class (IX)	Number of convertible securities held (X)		As a % total number of convertible securities of the same class (XI)
1	Administrator of the specified undertaking of the Unit Trust of India - (SUUTI)	274840905	11.63	0.00	0.00	0.00	0.00	0.00	0.00	0.00	0.00
2	Life Insurance Corporation of India	299866117	12.69	0.00	0.00	0.00	0.00	0.00	0.00	0.00	0.00
3	General Insurance Corporation of India	39321498	1.66	0.00	0.00	0.00	0.00	0.00	0.00	0.00	0.00
4	The New India Assurance Company Limited	26611433	1.13	0.00	0.00	0.00	0.00	0.00	0.00	0.00	0.00
5	National Insurance Company Limited	14975285	0.63	0.00	0.00	0.00	0.00	0.00	0.00	0.00	0.00
6	The Oriental Insurance Company Limited	6255020	0.26	0.00	0.00	0.00	0.00	0.00	0.00	0.00	0.00
7	United India Insurance Company Limited	5517815	0.23	0.00	0.00	0.00	0.00	0.00	0.00	0.00	0.00
	TOTAL	667388073	28.24	0.00	0.00	0.00	0.00	0.00	0.00	0.00	0.00



AXIS BANK LIMITED - Statement Showing Shareholding Pattern - AS ON 31.12.2014									
Statement showing holding of securities (including shares, warrants, convertible securities) of persons belonging to the category "Public" and holding more than 1% of the total number of shares									
Sr. No.	Name of the shareholder	Number of shares	Shares as a percentage of total number of shares (i.e., Grand Total (A)+(B)+(C) indicated in Statement at para (I)(a) above)	Details of warrants			Details of convertible securities		Total shares (including underlying shares assuming full conversion of warrants and convertible securities) as a % of diluted share capital
				Number of warrants held	As a % total number of warrants of the same class	Number of convertible securities held	% w.r.t total number of convertible securities of the same class		
1	EUROPACIFIC GROWTH FUND	111524315	4.72	0	0	0	0	0	0
2	ICI PRUDENTIAL LIFE INSURANCE COMPANY LTD	53304920	2.26	0	0	0	0	0	0
3	GOLDMAN SACHS (SINGAPORE) PTE	41445119	1.75	0	0	0	0	0	0
4	COPTHALL MAURITIUS INVESTMENT LIMITED	40722234	1.72	0	0	0	0	0	0
5	LAZARD ASSET MANAGEMENT LLC A/C LAZARD EMERGING MARKETS PORTFOLIO	33237161	1.41	0	0	0	0	0	0
6	MORGAN STANLEY ASIA (SINGAPORE) PTE.	26949326	1.14	0	0	0	0	0	0
7	CENTAURA INVESTMENTS (MAURITIUS) PTE LTD	26856320	1.14	0	0	0	0	0	0
8	GENESIS INDIAN INVESTMENT COMPANY LIMITED -GENERAL SUB FUND	25223650	1.07	0	0	0	0	0	0
9	GOVERNMENT PENSION FUND GLOBAL	24910831	1.05	0	0	0	0	0	0
Statement showing holding of securities (including shares, warrants, convertible securities) of persons (together with PAC) belonging to the category "Public" and holding more than 5% of the total									
NIL									




AXIS BANK LIMITED - Statement Showing Shareholding Pattern - AS ON 31.12.2014				
Statement showing details of locked-in shares				
(l)(d)				
Sr. No.	Name of the shareholder	Number of locked-in shares	Locked-in shares as a percentage of total number of shares {i.e., Grand Total (A)+(B)+(C) indicated in Statement at para (l)(a) above}	Promoter/Promoter Group/Public
1	Life Insurance Corporation of India	4240450	0.18	PROMOTER
2	General Insurance Corporation of India	771990	0.03	PROMOTER
3	The New India Assurance Company Limited	353102	0.01	PROMOTER
4	National Insurance Company Limited	363157	0.02	PROMOTER
5	United India Insurance Company Limited	109246	0.00	PROMOTER
	TOTAL	5837945	0.25	
LOCK IN UPTO 03/02/2016.				



AXIS BANK LIMITED - Statement Showing Shareholding Pattern - AS ON 31.12.2014			
(ii)(a) Statement showing details of Depository Receipts (DRs)			
Sl. No.	Type of outstanding DRs	Number of outstanding GDRs	Number of shares underlying outstanding GDRs
1	GDRs	87646375	87646375
TOTAL		87646375	87646375
			3.71
			3.71



AXIS BANK LIMITED - Statement Showing Shareholding Pattern - AS ON 31.12.2014			
(II)(b) Statement showing Holding of Depository Receipts (DRs), where underlying shares held by 'promoter/promoter group' are in excess of 1% of the total number of shares			
Sr. No.	Name of the DR Holder	Type of outstanding DRs	Number of shares underlying outstanding GDRs
1	NA	NA	NA
		TOTAL	0
Shares underlying outstanding GDRs as a percentage of total number of shares (i.e., Grand Total (A)+(B)+(C) indicated in Statement at para (I)(a) above}			NA



Axis Bank Limited - Statement showing the voting pattern of shareholders, if more than one class of shares/securities is issued as on 31.12.2014					
					AS ON 31.12.2014
(III) (a)	NA				

