


Introductory sub-table (I)(a)

| | | | |
|--|--|--|---|
| Name of the Company: APL APOLLO TUBES LTD. | | | |
| Name of Scrip: APL APOLLO, Class of Security: Equity Shares | | | |
| As on : December 31, 2014 | | | |
| Partly paid-up shares:- | No. of partly paid-up shares | As a % of total no. of partly paid-up shares | As a % of total no. of shares of the company |
| Held by promoter/promoter group | 0 | 0 | 0 |
| Held by public | 0 | 0 | 0 |
| Total - D | 0 | 0 | 0 |
| Outstanding convertible securities:- | No. of outstanding securities | As a % of total no. of outstanding convertible securities | As a % of total no. of shares of the company, assuming full conversion of the convertible securities |
| Held by promoter/promoter group | 0 | 0 | 0.00 |
| Held by public | 0 | 0 | 0 |
| Total - E | 0 | 0 | 0.00 |
| Warrants:- | No. of warrants | As a % of total no. of warrants | As a % of total no. of shares of the company, assuming full conversion of warrants |
| Held by promoter/promoter group | 0 | 0 | 0.00 |
| Held by public | 0 | 0 | 0.000 |
| Total - F | 0 | 0 | 0.00 |
| Total paid-up capital of the company, assuming full conversion of warrants and convertible securities (Grand Total (A+B+C)+ D+E+F) | 23438636 equity shares of Rs. 10/- each amounting Rs. 234386360 | | 100 |



APL APOLLO TUBES LIMITED

Regd. Off. 37, Hargobind Enclave, Vikas Marg, Delhi 110 092

Shareholding pattern as on 31.12.2014


(I) (a) Statement showing Shareholding Pattern

| Category Code | Category of Shareholder | Number of Share-holders | Total number of Shares | Number of shares held in dematerialized form | Total shareholding as a percentage of total number of shares | | Shares pledged or otherwise encumbered | |
|---------------|--|-------------------------|--------------------------------------|--|--|-----------------------------------|--|------------------|
| | | | | | as a % of (A+B) | as a % of (A+B+C) | No. of Shares | as a % of Total |
| (A) | Shareholding of promoter and promoter group | | | | | | | |
| (1) | Indian | | | | | | | |
| (a) | Individuals / HUF | 4 | 1928350 | 1928350 | 8.227 | 8.227 | - | - |
| (b) | Central / State Government(s) | - | - | - | - | - | - | - |
| (c) | Bodies Corporate | 3 | 8325187 | 8325187 | 35.519 | 35.519 | - | - |
| (d) | Financial Institutions / Banks | - | - | - | - | - | - | - |
| (e) | Any other (specify) Person acting in concert | - | - | - | - | - | - | - |
| | Sub-Total (A) (1) | 7 | 10253537 | 10253537 | 43.746 | 43.746 | 0 | 0.000 |
| (2) | Foreign | | | | | | | |
| (a) | Individuals (Non- Resident Individuals / Foreign individuals) | - | - | - | - | - | - | - |
| (b) | Bodies Corporate | - | - | - | - | - | - | - |
| (c) | Institutions | - | - | - | - | - | - | - |
| (d) | Any other (specify) | - | - | - | - | - | - | - |
| | Sub-Total (A) (2) | NIL | NIL | NIL | NIL | NIL | NIL | NIL |
| | Total Shareholding of Promoter & Promoter Group (A) = (A) (1)+(A) (2) | 7 | 10253537 | 10253537 | 43.746 | 43.746 | 0 | 0.000 |
| (B) | Public Shareholding ¹ | | | | | | | |
| (1) | Institutions | | | | | | | |
| (a) | Mutual Funds/ UTI | 4 | 2640539 | 2640539 | 11.266 | 11.266 | - | - |
| (b) | Financial Institutions/Banks | 1 | 308 | 308 | 0.001 | 0.001 | - | - |
| (c) | Central /State Government(s) | - | - | - | - | - | - | - |
| (d) | Venture Capital Funds | - | - | - | - | - | - | - |
| (e) | Insurance Companies | - | - | - | - | - | - | - |
| (f) | Foreign Institutional Investors | 4 | 1532457 | 1532457 | 6.538 | 6.538 | - | - |
| (g) | Foreign Venture Capital Investors | - | - | - | - | - | - | - |
| (h) | Any Other (specify) | - | - | - | - | - | - | - |
| | Sub-Total (B) (1) | 8 | 4173304 | 4173304 | 17.805 | 17.805 | - | - |
| (2) | Non-Institutions | | | | | | | |
| (a) | Bodies Corporate : Domestic | 132 | 1148582 | 1148582 | 4.900 | 4.900 | - | - |
| (b) | Individuals - I. Individual shareholders holding nominal share capital up to Rs. 1 lakh. II. Individual shareholders holding nominal share capital in excess Rs. 1 Lakh. | 2481 23 | 579007 2927196 | 561286 2899196 | 2.470 12.489 | 2.470 12.489 | - - | - - |
| (c) | Any Other (specify) (i) Non-Resident Indians (ii) Clearing Members (iii) Foreign Bodies Corporate (iv) HUFs | 58 19 1 69 | 1023009 1602 3000000 332399 | 1023009 1602 3000000 332399 | 4.365 0.007 12.799 1.418 | 4.365 0.007 12.799 1.418 | - - - - | - - - - |
| | Sub-Total (B) (2) | 2783 | 9011795 | 8966074 | 38.448 | 38.448 | - | - |
| | Total Public Shareholding (B) = (B) (1)+(B) (2) | 2791 | 13185099 | 13139378 | 56.254 | 56.227 | - | - |
| | TOTAL (A)+(B) | 2798 | 23438636 | 23392915 | 100.00 | 100.000 | 0 | 0.000 |
| (C) | Shares held by Custodians & against which depository Receipts have been issued | 0 | 0 | 0 | 0 | 0.000 | - | - |
| | GRAND TOTAL (A)+(B)+(C) | 2798 | 23438636 | 23392915 | 100.000 | 100.00 | 0 | 0.000 |

¹ For determining public shareholding for the purpose of Clause 40A.

² For definitions of "Promoter" and "Promoter Group", refer to Clause 40A.

³ For definitions of "Public Shareholding", refer to Clause 40A.




(1) (b) Statement showing holding of securities (including shares, warrants, convertible securities) of persons belonging to the category "Promoter and Promoter Group"

| Sr. No. | Name of the Shareholder | Number of Shares | Shares as a percentage of total number of shares (i.e., Grand Total (A)+(B)+(C) indicated in Statement at para (i) above) | Encumbered Shares(*) | | | Details of Warrants | | Details of convertible securities | Total shares (including underlying shares assuming full conversion of warrants and convertible securities) as a % of diluted share capital |
|---------|------------------------------------|------------------|---|----------------------|-----------------------------|-----------------------------------|-------------------------|--|-----------------------------------|--|
| | | | | No. of Shares | as a % of Total Shares held | as a % of Grand Total (A)+(B)+(C) | Number of Warrants held | As a % total of number of warrants of the same class | | |
| 1 | APL Infrastructure Private Limited | 8006487 | 34.159 | - | - | - | - | - | - | 34.159 |
| 2 | Apollo Pipes Limited | 300000 | 1.280 | - | - | - | - | - | - | 1.280 |
| 3 | Sanjay Gupta HUF | 210000 | 0.896 | - | - | - | - | - | - | 0.896 |
| 4 | Sanjay Gupta | 196450 | 0.838 | - | - | - | - | - | - | 0.838 |
| 5 | Vinay Gupta | 21900 | 0.093 | - | - | - | - | - | - | 0.093 |
| 6 | SMT Finance and Investment Limited | 18700 | 0.080 | - | - | - | - | - | - | 0.080 |
| 7 | Ashok Kumar Gupta | 1500000 | 6.400 | - | 0 | 0 | 0 | 0.000 | - | 6.400 |
| | TOTAL | 10253537 | 43.746 | 0 | 0.000 | 0.000 | 0 | 0.000 | - | 43.746 |

(*) The term "encumbrance" has the same meaning as assigned to it in regulation 28(3) of the SAST Regulations, 2011

(1) (c) (i) Statement showing holding of securities (including shares, warrants, convertible securities) of persons belonging to the category "Public" and holding more than 1% of the total number of shares

| Sr. No. | Name of the Shareholder | Number of Shares | Shares as a percentage of total number of shares (i.e., Grand Total (A)+(B)+(C) indicated in Statement at para (i) (a) above) | Details of warrants | | Details of convertible securities | | Total shares (including underlying shares assuming full conversion of warrants and convertible securities) as a % of diluted share capital |
|---------|------------------------------------|------------------|---|-------------------------|---|---------------------------------------|--|--|
| | | | | Number of warrants held | As a % total number of warrants of the same class | Number of convertible securities held | % w.r.t total number of convertible securities of the same class | |
| 1 | Kitara PIIN | 3000000 | 12.799 | - | - | - | - | 12.799 |
| 2 | IDFC Premier Equity Fund | 1586500 | 6.769 | - | - | - | - | 6.769 |
| 3 | EMBLEM FIL | 1200000 | 5.120 | - | - | - | - | 5.120 |
| 4 | DSP Blackrock Microcap Fund | 812839 | 3.468 | - | - | - | - | 3.468 |
| 5 | Kotak Mahindra (International) Ltd | 852000 | 3.635 | - | - | - | - | 3.635 |
| 6 | Sameer Mahendra Sampat | 558500 | 2.383 | - | - | - | - | 2.383 |
| 7 | FIL Investments (Mauritius) Ltd | 612409 | 2.613 | - | - | - | - | 2.613 |
| 8 | Abha Bhanshali | 500000 | 2.133 | - | - | - | - | 2.133 |
| 9 | Systematrix Fincorp India Limited | 542730 | 2.316 | - | - | - | - | 2.316 |
| 10 | Akash Bhanshali | 330000 | 1.408 | - | - | - | - | 1.408 |
| | TOTAL | 9994978 | 42.643 | - | - | - | - | 42.643 |



"Public" and holding more than 5% of the total number of shares of the Company

| Sr. No. | Name (s) of the Shareholder (s) and the Persons Acting in Concert (PAC) with them | Number of Shares | Shares as a percentage of total number of shares (i.e., Grand Total (A)+(B)+(C) indicated in Statement at para (i) (a) above) | Details of warrants | | | Details of convertible securities | | Total shares (including underlying shares assuming full conversion of warrants and convertible securities) as a % of diluted share capital |
|---------|---|------------------|---|---------------------|---|---------------------------------------|--|--------|--|
| | | | | Number of warrants | As a % total number of warrants of the same class | Number of convertible securities held | % w.r.t total number of convertible securities of the same class | | |
| | | | | | | | | | |
| 1 | Kitara PIIN | 3000000 | 12.799 | - | - | - | - | 12.799 | |
| 2 | IDFC Premier Equity Fund | 1586500 | 6.769 | - | - | - | - | 6.769 | |
| 3 | EMBLEM FII | 1200000 | 5.120 | - | - | - | - | 5.120 | |
| | TOTAL | 5786500 | 24.688 | - | - | - | - | 24.688 | |

(I) (d) Statement showing details of locked-in shares

| Sr. No. | Name of the Shareholder | Number of locked-in Shares | Locked-in shares as a percentage of total number of shares {i.e., Grand Total (A)+(B)+(C) indicated in Statement at para (i) (a) above} |
|---------|------------------------------------|----------------------------|---|
| 1 | APL Infrastructure Private Limited | 1641953 | 7.005 |
| 2 | Ashok Kumar Gupta | 1500000 | 6.400 |

(II) (a) Statement showing details of Depository Receipts (DRs)

| Sr. No. | Type of outstanding DR (ADRs, GDRs, SDRs, etc.) | Number of outstanding DRs | Number of Shares underlying outstanding DRs | Shares underlying outstanding DRs as a percentage of total number of shares (i.e., Grand Total (A)+(B)+(C) indicated in Statement at para (i) (a) above) |
|---------|---|---------------------------|---|--|
| | | | | |

(II)(b) Statement showing holding of Depository Receipts (DRs), where underlying shares held by "promoter/promoter group" are in excess of 1% of the total number of shares

| Sr. No. | Name of the DR Holder | Type of outstanding DR (ADRs, GDRs, SDRs, etc.) | Number of Shares underlying outstanding DRs | Shares underlying outstanding DRs as a percentage of total number of shares {i.e., Grand Total (A)+(B)+(C) indicated in statement at para (l) (a) above} |
|---------|-----------------------|---|---|--|
| | | | | |

For APL Apollo Tubes Limited

Adhish Swaroop

Company Secretary

03-Jan-15

Delhi

