


**SHAREHOLDING PATTERN**

Introductory sub-table (1)(a)

<b>Name of the Company: AMD Industries Limited</b>			
<b>Scrip Code, Name of the scrip, class of security: AMDIND, 532828</b>			
<b>Quarter ended: 31st March, 2014</b>			
<b>Partly paid-up shares:-</b>	<b>No. of partly paid-up shares</b>	<b>As a % of total no. of partly paid-up shares</b>	<b>As a % of total no. of shares of the company</b>
Held by promoter/promoter group	0	0	0
Held by public	0	0	0
	0	0	0
<b>Total - D</b>	<b>0</b>	<b>0</b>	<b>0</b>
<b>Outstanding convertible securities:-</b>	<b>No. of outstanding securities</b>	<b>As a % of total no. of outstanding convertible securities</b>	<b>As a % of total no. of shares of the company, assuming full conversion of the convertible securities</b>
Held by promoter/promoter group		0	0
Held by public		0	0
		0	0
<b>Total - E</b>	<b>0</b>	<b>0</b>	<b>0</b>
<b>Warrants:-</b>	<b>No. of warrants</b>	<b>As a % of total no. of warrants</b>	<b>As a % of total no. of shares of the company, assuming full conversion of warrants</b>
Held by promoter/promoter group		0	0
Held by public		0	0
		0	0
<b>Total - F</b>	<b>0</b>	<b>0</b>	<b>0</b>
<b>Total paid-up capital of the company, assuming full conversion of warrants and convertible securities</b>	<b>19166749</b>	<b>0</b>	<b>100</b>


FOR AMD Industries Limited

  
 Company Secretary

**Statement Showing Shareholding Pattern of AMD Industries Limited As on 31.12.13**

Category code	Category of Shareholder	Number of Shareholders	Table I(a)		Total shareholding as a percentage of total number of shares		Shares Pledged or otherwise encumbered	
			Total number of shares	Number of shares held in dematerialized form	As a percentage of (A+B) <sup>1</sup>	As a percentage of (A+B+C)	Number of shares	As a percentage
(A)	<b>Shareholding of Promoter and Promoter Group<sup>2</sup></b>							
<b>1</b>	<b>Indian</b>							
(a)	Individuals/ Hindu Undivided Family	7	12681566	12681566	66.16441	66.16	0	0.00
(b)	Central Government/ State Government(s)	0	0	0	0.00000	0.00	0	0.00
(c)	Bodies Corporate	0	0	0	0.00000	0.00	0	0.00
(d)	Financial Institutions/ Banks	0	0	0	0.00000	0.00	0	0.00
(e)	Any Others(Specify)	0	0	0	0.00000	0.00	0	0.00
(c-i)					0.00000	0.00	0	0.00
(e-ii)					0.00000	0.00	0	0.00
	<b>Sub Total(A)(1)</b>	<b>7</b>	<b>12681566</b>	<b>12681566</b>	<b>66.16441</b>	<b>66.16</b>	<b>0</b>	<b>0.00</b>
<b>2</b>	<b>Foreign</b>							
a	Individuals (Non-Residents Individuals/ Foreign Individuals)	0	0	0	0.00000	0.00	0	0.00
b	Bodies Corporate	0	0	0	0.00000	0.00	0	0.00
c	Institutions	0	0	0	0.00000	0.00	0	0.00
d	Qualified Foreign Investor	0	0	0	0.00000	0.00	0	0.00
e	Any Others(Specify)	0	0	0	0.00000	0.00	0	0.00
	<b>Sub Total(A)(2)</b>	<b>0</b>	<b>0</b>	<b>0</b>	<b>0.00000</b>	<b>0.00</b>	<b>0</b>	<b>0.00</b>
	<b>Total Shareholding of Promoter and Promoter Group (A)= (A)(1)+(A)(2)</b>	<b>7</b>	<b>12681566</b>	<b>12681566</b>	<b>66.16441</b>	<b>66.16</b>	<b>0</b>	<b>0.00</b>

For AMD Industries Limited

  
 Company Secretary

(B)	Public shareholding							
<b>1</b>	<b>Institutions</b>							
(a)	Mutual Funds/ UTI	0	0	0	0.00000	0.00	0	0.00
(b)	Financial Institutions / Banks	0	0	0	0.00000	0.00	0	0.00
(c)	Central Government/ State Government(s)							
		0	0	0	0.00000	0.00	0	0.00
(d)	Venture Capital Funds	0	0	0	0.00000	0.00	0	0.00
(e)	Insurance Companies	0	0	0	0.00000	0.00	0	0.00
(f)	Foreign Institutional Investors	0	0	0	0.00000	0.00	0	0.00
(g)	Foreign Venture Capital Investors	0	0	0	0.00000	0.00	0	0.00
(h)	Qualified Foreign Investor	0	0	0	0.00000	0.00		
(i)	Any Other (specify)	0	0	0	0.00000	0.00	0	0.00
	<b>Sub-Total (B)(1)</b>	<b>0</b>	<b>0</b>	<b>0</b>	<b>0.00000</b>	<b>0.00</b>	<b>0.00</b>	<b>0.00</b>
<b>B 2</b>	<b>Non-institutions</b>							
(a)	Bodies Corporate	208	484326	484326	2.52691	2.53	0	0.00
(b)	Individuals							
i	Individuals -i. Individual shareholders holding nominal share capital up to Rs 1 lakh	11957	4004554	4003856	20.89324	20.89	0	0.00
ii	Individual shareholders holding nominal share capital in excess of Rs. 1 lakh.	50	1856305	1856305	9.68503	9.69	0	0.00
(c)	Qualified Foreign Investor	0	0	0	0.00000	0.00	0	0.00
(d)	Any Other (specify)							
(d-i)	Trusts	1	2	2	0.00001	0.00	0	0.00
(d-ii)	Clearing Member	17	7103	7103	0.03706	0.04	0	0.00
(d-iii)	Employee	1	40	40	0.00021	0.00	0	0.00
(d-iv)	Non Resident Indians	53	131780	131780	0.68754	0.69	0	0.00
	Unclaimed Suspense Account	1	1073	1073	0.00560	0.01		
	<b>Sub-Total (B)(2)</b>	<b>12288</b>	<b>6485183</b>	<b>6484485</b>	<b>33.83559</b>	<b>33.84</b>	<b>0.00</b>	<b>0.00</b>
(B)	<b>Total Public Shareholding (B)= (B)(1)+(B)(2)</b>	<b>12288</b>	<b>6485183</b>	<b>6484485</b>	<b>33.83559</b>	<b>33.84</b>	<b>0.00</b>	<b>0.00</b>
	<b>TOTAL (A)+(B)</b>	<b>12295</b>	<b>19166749</b>	<b>19166051</b>	<b>100.00000</b>	<b>100.00</b>	<b>0</b>	<b>0.00</b>
(C)	<b>Shares held by Custodians and against which Depository Receipts have been issued</b>							
1	Promoter and Promoter Group	0	0	0		0.00	0	0.00
2	Public	0	0	0		0.00	0	0.00
	<b>Sub-Total (C)</b>	<b>0</b>	<b>0</b>	<b>0</b>		<b>0</b>	<b>0</b>	<b>0</b>
	<b>GRAND TOTAL (A)+(B)+(C)</b>	<b>12295</b>	<b>19166749</b>	<b>19166051</b>	<b>100</b>	<b>100.00</b>	<b>0</b>	<b>0.00</b>
Sr. No. 1.	Notes							

For AMD Industries Limited


*[Signature]*  
Company Secretary

(I)(b) Statement showing holding of securities (including shares, warrants, convertible securities) of persons belonging to the category "Promoter and Promoter Group"

Sr. No.	Name of the shareholder	Details of Shares held		Encumbered shares (*)			Details of warrants		Details of convertible securities		Total shares (including underlying shares assuming full conversion of warrants and convertible securities) as a % of diluted share capital
		Number of shares held	As a % of grand total (A) +(B) +( C )	No.	As a percentage	As a % of grand total (A)+(B)+(C) of sub-clause (I)(a)	Number of warrants held	As a % total number of warrants of the same class	Number of convertible securities held	As a % total number of convertible securities of the same class	
(i)	(ii)	(iii)	(iv)	(v)	(vi)=(v)/(iii)*100	(vii)	(viii)	(ix)	(x)	(xi)	(xii)
1	Harswarup Gupta	2575604	13.4379		0.00	0.00		0.00		0.00	
2	Ashok Gupta	3514446	18.3362		0.00	0.00		0.00		0.00	
3	Adit Gupta	4142637	21.6137		0.00	0.00		0.00		0.00	
4	Chitra Gupta	1200945	6.2658		0.00	0.00		0.00		0.00	
5	Vidhi Gupta	96600	0.5040		0.00	0.00		0.00		0.00	
6	Ashok Gupta(HUF)	982500	5.1261		0.00	0.00		0.00		0.00	
7	Mamta Gupta	168834	0.8809		0.00	0.00		0.00		0.00	
<b>TOTAL</b>		<b>12681566</b>	<b>66.1644</b>	<b>0</b>	<b>0.00</b>	<b>0.00</b>	<b>0</b>	<b>0.00</b>	<b>0</b>	<b>0.00</b>	<b>0</b>

(\*) The term "encumbrance" has the same meaning as assigned to it in regulation 28(3) of the SAST Regulations, 2011

For AMD Industries Limited

  
Company Secretary

(I)(c)(i) Statement showing holding of securities (including shares, warrants, convertible securities) of persons belonging to the category "Public" and holding more than 1% of the total number of shares

Sr. No.	Name of the shareholder	Number of shares held	Shares as a percentage of total number of shares (i.e., Grand Total (A)+(B)+(C) indicated in Statement at para (I)(a) above)	Details of warrants		Details of convertible securities		Total shares (including underlying shares assuming full conversion of warrants and convertible securities) as a % of diluted share capital
				Number of warrants held	As a % total number of warrants of the same class	Number of convertible securities held	% w.r.t total number of convertible securities of the same class	
1	Ajay Kumar Lal	452297	2.36			0	0	
<b>TOTAL</b>		<b>452297</b>	<b>2.36</b>	<b>0</b>	<b>0</b>	<b>0</b>	<b>0</b>	<b>0</b>


(I)(c)(ii) Statement showing holding of securities (including shares, warrants, convertible securities) of persons (together with PAC) belonging to the category "Public" and holding more than 5% of the total number of shares of the company

Sr. No.	Name(s) of the shareholder(s) and the Persons Acting in Concert (PAC) with them	Number of shares	Shares as a percentage of total number of shares (i.e., Grand Total (A)+(B)+(C) indicated in Statement at para (I)(a) above)	Details of warrants		Details of convertible securities		Total shares (including underlying shares assuming full conversion of warrants and convertible securities) as a % of diluted
				Number of warrants	As a % total number of warrants of the same class	Number of convertible securities held	% w.r.t total number of convertible securities of the same class	
1	N.A.	0	0.00			0	0	
<b>TOTAL</b>		<b>0</b>	<b>0.00</b>	<b>0</b>	<b>0</b>	<b>0</b>	<b>0</b>	<b>0</b>

(I)(d) Statement showing details of locked-in shares

Sr. No.	Name of the shareholder	Number of locked-in shares	Locked-in shares as a percentage of total number of shares (i.e., Grand Total (A)+(B)+(C) indicated in Statement at para (I)(a) above)
1	Nil		0.00
2			0.00
<b>TOTAL</b>		<b>0</b>	<b>0.00</b>

For AMD Industries Limited

  
Company Secretary


(II)(a) Statement showing details of Depository Receipts (DRs)

Sr. No.	Type of outstanding DR (ADRs, GDRs, SDRs, etc.)	Number of outstanding DRs	Number of shares underlying outstanding DRs	Shares underlying outstanding DRs as a percentage of total number of shares (i.e., Grand Total (A)+(B)+(C) indicated in Statement at para (I)(a) above)
1				0.00
<b>TOTAL</b>		0	0	0.00

(II)(b) Statement showing holding of Depository Receipts (DRs), where underlying shares held by "promoter/promoter group" are in excess of 1% of the total number of shares

Sr. No.	Name of the DR Holder	Type of outstanding DR (ADRs, GDRs, SDRs, etc.)	Number of shares underlying outstanding DRs	Shares underlying outstanding DRs as a percentage of total number of shares (i.e., Grand Total (A)+(B)+(C) indicated in Statement at para (I)(a) above)
1				0.00
<b>TOTAL</b>			0	0.00

For AMD Industries Limited

  
Company Secretary