



Introductory sub-table (I)(a)

| | | | |
|---|-------------------------------|---|--|
| Name of the Company: AJEL LIMITED | | | |
| Scrip Code, Name of the scrip, class of security: 530713, AJEL LIMITED, EQUITY | | | |
| Quarter ended: 31ST MARCH, 2014. | | | |
| Partly paid-up shares:- | | | |
| | No. of partly paid-up shares | As a % of total no. of partly paid-up shares | As a % of total no. of shares of the company |
| Held by promoter/promoter group | NIL | NIL | NIL |
| Held by public | NIL | NIL | NIL |
| | | | NIL |
| Total - D | NIL | NIL | NIL |
| Outstanding convertible securities:- | | | |
| | No. of outstanding securities | As a % of total no. of outstanding convertible securities | As a % of total no. of shares of the company, assuming full conversion of the convertible securities |
| Held by promoter/promoter group | NIL | NIL | NIL |
| Held by public | NIL | NIL | NIL |
| | | | |
| Total - E | NIL | NIL | NIL |
| Warrants:- | | | |
| | No. of warrants | As a % of total no. of warrants | As a % of total no. of shares of the company, assuming full conversion of warrants |
| Held by promoter/promoter group | NIL | NIL | NIL |
| Held by public | NIL | NIL | NIL |
| | | | |
| Total - F | NIL | NIL | NIL |
| Total paid-up capital of the company, assuming full conversion of warrants and convertible securities (Grand Total (A+B+C)+ D+E+F) | | 10750000 | 100 |

J Amara Rud 

| Statement Showing Shareholding Pattern | | | | | | | | |
|--|---|------------------------|------------------------|--|--------------------------------------|----------------------------|-------------------|-----------------|
| Name of the Company : | | AJEL LIMITED | | | | | | |
| Scrip Code : | | 530713 | Quarter Ended : | | | 31-03-2014 | | |
| Category code | Category of Shareholder | Number of Shareholders | Total number of shares | Number of shares held in dematerialized form | Total shareholding as a | | Shares Pledged or | |
| | | | | | As a percentage of(A+B) ¹ | As a percentage of (A+B+C) | Number of shares | As a percentage |
| (A) | Shareholding of Promoter and Promoter Group² | | | | | | | |
| 1 | Indian | | | | | | | |
| (a) | Individuals/ Hindu Undivided Family | 5 | 5711050 | 5711050 | 49.02 | 49.02 | | |
| (b) | Central Government/ State Government(s) | | | | | | | |
| (c) | Bodies Corporate | | | | | | | |
| (d) | Financial Institutions/ Banks | | | | | | | |
| (e) | Any Others(Specify) | | | | | | | |
| (e-i) | | | | | | | | |
| (e-ii) | | | | | | | | |
| | | | | | | | | |
| | | | | | | | | |
| | Sub Total(A)(1) | 5 | 5711050 | 5711050 | 49.02 | 49.02 | | |
| 2 | Foreign | | | | | | | |
| a | Individuals (Non-Residents Individuals/ Foreign Individuals) | | | | | | | |
| b | Bodies Corporate | | | | | | | |
| c | Institutions | | | | | | | |
| d | Any Others(Specify) | | | | | | | |
| d-i | | | | | | | | |
| d-ii | | | | | | | | |
| | | | | | | | | |
| | | | | | | | | |
| | Sub Total(A)(2) | NIL | NIL | NIL | NIL | NIL | NIL | NIL |
| | Total Shareholding of Promoter and Promoter Group (A)= (A)(1)+(A)(2) | 4 | 5711050 | 5710650 | 49.02 | 49.02 | | |
| (B) | Public shareholding | | | | | | | |
| 1 | Institutions | | | | | | | |
| (a) | Mutual Funds/ UTI | | | | | | | |
| (b) | Financial Institutions / Banks | | | | | | | |
| (c) | Central Government/ State Government(s) | | | | | | | |
| (d) | Venture Capital Funds | | | | | | | |
| (e) | Insurance Companies | | | | | | | |
| (f) | Foreign Institutional Investors | | | | | | | |
| (g) | Foreign Venture Capital Investors | | | | | | | |

J. Amara 




| | | | | | | | | |
|--------|---|-------------|-----------------|----------------|--------------|--------------|------------|--|
| (h) | Any Other (specify) | | | | | | | |
| (h-i) | | | | | | | | |
| (h-ii) | | | | | | | | |
| | | | | | | | | |
| | Sub-Total (B)(1) | NIL | NIL | NIL | NIL | NIL | NIL | |
| | | | | | | | | |
| | B 2 Non-institutions | | | | | | | |
| (a) | Bodies Corporate | 66 | 323487 | 303587 | 2.78 | 2.78 | NIL | |
| (b) | Individuals | | | | | | | |
| I | Individuals -i. Individual shareholders holding nominal share capital up to Rs 1 lakh | 2113 | 1489621 | 1276606 | 12.79 | 12.79 | NIL | |
| II | ii. Individual shareholders holding nominal share capital in excess of Rs. 1 lakh. | 60 | 4112854 | 2476354 | 35.30 | 35.30 | NIL | |
| (c) | NRI | 8 | 12988 | 12988 | 0.11 | 0.11 | NIL | |
| (c-i) | | | | | | | | |
| (c-ii) | | | | | | | | |
| | | | | | | | | |
| | Sub-Total (B)(2) | 2247 | 5938950 | 4069535 | 50.98 | 50.98 | NIL | |
| | | | | | | | | |
| | Total Public Shareholding (B) (B)= (B)(1)+(B)(2) | 2247 | 5938950 | 4069535 | 50.98 | 50.98 | NIL | |
| | | | | | | | | |
| | TOTAL (A)+(B) | 2252 | 11650000 | 9780585 | 100 | 100 | | |
| | | | | | | | | |
| (C) | Shares held by Custodians and against which Depository Receipts have been issued | NIL | NIL | NIL | NIL | NIL | NIL | |
| | | | | | | | | |
| | GRAND TOTAL (A)+(B)+(C) | 2252 | 11650000 | 9780585 | 100 | 100 | | |

J. Amara Nidhi



| Sr.No | Notes |
|-------|-------|
| 1 | |
| 2 | |
| 3 | |
| 4 | |
| 5 | |
| 6 | |
| 7 | |
| 8 | |
| 9 | |

J. Anand


(I)(b) Statement showing Shareholding of persons belonging to the category
"Promoter and Promoter Group" as on 31-03-2014.

| Sr. No. | Name of the shareholder | Total shares held | | Shares pledged or otherwise | | |
|--------------|----------------------------|-------------------|---------------------------------------|-----------------------------|-----------------|--|
| | | Number of shares | As a % of grand total (A) + (B) + (C) | Number | As a percentage | As a % of grand total (A)+(B)+(C) of sub-clause (I)(a) |
| 1 | Srinivasa Arikatla Reddy | 4138150 | 35.52 | | | |
| 2 | Srinivasa Arikatla Reddy | 400 | 0.00 | | | |
| 3 | Malathy bhimavarapu | 143000 | 1.23 | | | |
| 4 | Surender Reddy Bhimavarapu | 1019500 | 8.75 | | | |
| 5 | Arikatla Madhavi | 410000 | 3.52 | | | |
| 6 | | | | | | |
| 7 | | | | | | |
| 8 | | | | | | |
| 9 | | | | | | |
| 10 | | | | | | |
| 11 | | | | | | |
| | | | | | | |
| | | | | | | |
| TOTAL | | 5711050 | 49.02 | | | |

J. Amarakalu



(I)(d) Statement showing details of locked-in shares AS ON 31-03-2014.

| Sr. No. | Name of the shareholder | Number of locked-in shares | Locked-in shares as a percentage of total number of shares {i.e., Grand Total (A)+(B)+(C) indicated in Statement at para (I)(a) above} |
|--------------|-------------------------|----------------------------|--|
| 1 | Vasantha Madasu | 600000 | 5.15 |
| 2 | Sridhar Reddy | 900000 | 7.73 |
| | | | |
| TOTAL | | 1500000 | 12.88 |


J. Amara Reddy



(I)(c) Statement showing Shareholding of persons belonging to the category "Public" and holding more than 1% of the total number of shares as on 31-03-2014.


| Sr. No. | Name of the shareholder | Number of shares | Shares as a percentage of total number of shares {i.e., Grand Total (A)+(B)+(C) indicated in Statement at para (I)(a) above} |
|--------------|-------------------------|------------------|--|
| 1 | Vijay S Chokshi | 440915 | 3.78 |
| 2 | Shilpa V Chokshi | 187706 | 1.61 |
| 3 | karthik Gopalan | 139350 | 1.20 |
| 4 | Mona S Shah | 143300 | 1.23 |
| 5 | Kaipa Vasudeva Rao | 304951 | 2.62 |
| 6 | Vasantha Madasu | 600000 | 5.15 |
| 7 | Sridhar Reddy | 900000 | 7.73 |
| TOTAL | | 2716222 | 23.32 |

I. Amayalub




(II)(a) Statement showing details of Depository Receipts (DRs) AS ON 31-03-2014.

| Sr. No. | Type of outstanding DR (ADRs, GDRs, SDRs, etc.) | Number of outstanding DRs | Number of shares underlying outstanding DRs | Shares underlying outstanding DRs as a percentage of total number of shares {i.e., Grand Total (A)+(B)+(C) indicated in Statement at para (I)(a) above} |
|--------------|---|---------------------------|---|---|
| 1 | NIL | NIL | NIL | NIL |
| | | | | |
| | | | | |
| | | | | |
| | | | | |
| | | | | |
| TOTAL | | | | |

J. Amarell 

(II)(b) Statement showing Holding of Depository Receipts (DRs), where underlying shares are in excess of 1% of the total number of shares AS ON 31-03-2014.

| Sr. No. | Name of the DR Holder | Type of outstanding DR (ADRs, GDRs, SDRs, etc.) | Number of shares underlying outstanding DRs | Shares underlying outstanding DRs as a percentage of total number of shares {i.e., Grand Total (A)+(B)+(C) indicated in Statement at para (I)(a) above} |
|--------------|-----------------------|---|---|---|
| 1 | NIL | NIL | NIL | NIL |
| 2 | | | | |
| 3 | | | | |
| 4 | | | | |
| 5 | | | | |
| 6 | | | | |
| 7 | | | | |
| 8 | | | | |
| 9 | | | | |
| | | | | |
| | | | | |
| TOTAL | | | | |

J. Amora 

(I)(c) Statement showing Shareholding of persons belonging to the category
"Public" and holding more than 5% of the total number of shares as on 31-03-2014.

| Sr. No. | Name of the shareholder | Number of shares | Shares as a percentage of total number of shares {i.e., Grand Total (A)+(B)+(C) indicated in Statement at para (I)(a) above} |
|--------------|-------------------------|------------------|--|
| 1 | Vasantha Madasu | 600000 | 5.15 |
| 2 | Sridhar Reddy | 900000 | 7.73 |
| | | | |
| TOTAL | | 1500000 | 12.88 |

J. Amara Reddy

