


**SPML INFRA LIMITED**

**Shareholding Pattern as on 30<sup>th</sup> September 2015**

**Scrip Code** : BSE - 500402 | NSE – SPMLINFRA  
**Class of Security** : Equity


**Introductory sub-table**

Partly paid-up shares:-	No. of partly paid-up shares	As a % of total no. of partly paid-up shares	As a % of total no. of shares of the company
Held by promoter/promoter group	0		0.0000
Held by public	0		0.0000
<b>Total</b>	<b>0</b>		<b>0.0000</b>
Outstanding convertible securities:-	No. of outstanding securities	As a % of total no. of outstanding convertible securities	As a % of total no. of shares of the company, assuming full conversion of the convertible securities
Held by promoter/promoter group	0		0.0000
Held by public	0		0.0000
<b>Total</b>	<b>0</b>		<b>0.0000</b>
Warrants:-	No. of warrants	As a % of total no. of warrants	As a % of total no. of shares of the company, assuming full conversion of warrants
Held by promoter/promoter group	0		0.0000
Held by public	0		0.0000
<b>Total</b>	<b>0</b>		<b>0.0000</b>
<b>Total paid-up capital of the company, assuming full conversion of warrants and convertible securities</b>	<b>36650276</b>	<b>Shares of Rs. 2/- each</b>	




**(I)(a) : Statement Showing Shareholding Pattern**

Category code	Category of Shareholder	No of Shareholders	Total No of Shares	No of shares held in dematerialized form	Total shareholding as a percentage of total number of shares		Shares Pledged or otherwise encumbered	
					As a % of (A+B) <sup>1</sup>	As a % of (A+B+C)	No of shares	As a % (IX) = (VIII)/(IV)*100
(I)	(II)	(III)	(IV)	(V)	(VI)	(VII)	(VIII)	(IX)
<b>(A)</b>	<b>Shareholding of Promoter &amp; Promoter Group<sup>2</sup></b>							
<b>1</b>	<b>Indian</b>							
(a)	Individuals/ Hindu Undivided Family	19	11,030,340	11,030,340	30.10	30.10	3170980	28.75
(b)	Central Government/ State Government(s)	-	-	-	-	-		
(c)	Bodies Corporate	11	10,845,745	10,845,745	29.59	29.59	5936020	54.73
(d)	Financial Institutions/ Banks	-	-	-	-	-		
(e)	Any Others(Specify)	-	-	-	-	-		
	<b>Sub Total(A)(1)</b>	<b>30</b>	<b>21,876,085</b>	<b>21,876,085</b>	<b>59.69</b>	<b>59.69</b>	<b>9107000</b>	<b>41.63</b>
<b>2</b>	<b>Foreign</b>							
A	Individuals (Non-Residents Individuals/ Foreign Individuals)	-	-	-	-	-		
B	Bodies Corporate	-	-	-	-	-		
C	Institutions	-	-	-	-	-		
D	Qualified Foreign Investor	-	-	-	-	-		
E	Any Others(Specify)	-	-	-	-	-		
	<b>Sub Total(A)(2)</b>	<b>-</b>	<b>-</b>	<b>-</b>	<b>-</b>	<b>-</b>	<b>-</b>	
	<b>Total Shareholding of Promoter and Promoter Group (A) = (A)(1) + (A)(2)</b>	<b>30</b>	<b>21,876,085</b>	<b>21,876,085</b>	<b>59.69</b>	<b>59.69</b>	<b>9107000</b>	<b>41.63</b>
<b>(B)</b>	<b>Public shareholding</b>							
<b>(1)</b>	<b>Institutions</b>							
(a)	Mutual Funds/ UTI	1	13,000	-	0.04	0.04		
(b)	Financial Institutions / Banks	-	-	-	-	-		
(c)	Central Government/ State Government(s)	-	-	-	-	-		
(d)	Venture Capital Funds	-	-	-	-	-		
(e)	Insurance Companies	-	-	-	-	-		
(f)	Foreign Institutional Investors	-	-	-	-	-		
(g)	Foreign Venture Capital	-	-	-	-	-		




Category code	Category of Shareholder	No of Shareholders	Total No of Shares	No of shares held in dematerialized form	Total shareholding as a percentage of total number of shares		Shares Pledged or otherwise encumbered	
	Investors							
(h)	Qualified Foreign Investor	-	-	-	-	-		
(i)	Any Other (specify)	-	-	-	-	-		
	<b>Sub-Total (B)(1)</b>	<b>1</b>	<b>13,000</b>	<b>-</b>	<b>0.04</b>	<b>0.04</b>		
<b>(B)(2)</b>	<b>Non-institutions</b>							
(a)	Bodies Corporate	234	11,849,294	11,834,989	32.33	32.33		
(b)	Individuals				-	-		
I	Individual shareholders holding nominal share capital up to Rs 1 lakh	5,484	2,463,211	2,142,998	6.72	6.72		
II	Individual shareholders holding nominal share capital in excess of Rs. 1 lakh.	2	416,738	416,738	1.14	1.14		
(c)	Qualified Foreign Investor	-	-	-	-	-		
(d)	Any Other (specify)				-	-		
(d-i)	Clearing Member	12	4943	4943	0.01	0.01		
(d-ii)	Non Resident Individual	55	27005	27005	0.07	0.07		
	<b>Sub-Total (B)(2)</b>	<b>5,787</b>	<b>14,761,191</b>	<b>14,426,673</b>	<b>40.27</b>	<b>40.27</b>		
<b>(B)</b>	<b>Total Public Shareholding (B) = (B)(1) + (B)(2)</b>	<b>5,788</b>	<b>14,774,191</b>	<b>14,426,673</b>	<b>40.31</b>	<b>40.31</b>		
	<b>TOTAL (A) + (B)</b>	<b>5,818</b>	<b>36,650,276</b>	<b>36,302,758</b>	<b>100.00</b>	<b>100.00</b>		
<b>(C)</b>	<b>Shares held by Custodians &amp; against which Depository Receipts have been issued</b>							
1	Promoter and Promoter Group	-	-	-		-		
2	Public	-	-	-		-		
	<b>Sub-Total (C)</b>	<b>-</b>	<b>-</b>	<b>-</b>		<b>-</b>		
	<b>GRAND TOTAL (A) + (B) + (C)</b>	<b>5,818</b>	<b>36,650,276</b>	<b>36,302,758</b>	<b>100.00</b>	<b>100.00</b>	<b>9107000</b>	<b>24.85</b>




**(I)(b) : Statement showing holding of securities (including shares, warrants, convertible securities) of persons belonging to the category "Promoter and Promoter Group"**

Sr. No.	Name of the shareholder	Details of Shares held		Encumbered shares (*)			Details of warrants		Details of convertible securities		Total shares (including underlying shares assuming full conversion of warrants & convertible securities) as a % of diluted share capital
		No of shares held	As a % of grand total (A) + (B) + (C)	No.	As a %	As a % of grand total (A) + (B) + (C) of sub-clause (I) (a)	No of warrants held	As a % total no of warrants of the same class	No of convertible securities held	As a % total no of convertible securities of the same class	
(I)	(II)	(III)	(IV)	(V)	(VI) = (V)/(III) * 100	(VII)	(VIII)	(IX)	(X)	(XI)	(XII)
1	ANIL KUMAR SETHI	1902835	5.19	0	0.00	0.00	0	0	0	0	5.19
2	SUBHASH CHAND SETHI	1523280	4.16	1516245	99.54	4.14	0	0	0	0	4.16
3	PRITI DEVI SETHI	1447025	3.95	0	0.00	0.00	0	0	0	0	3.95
4	SUSHIL KUMAR SETHI	1072735	2.93	1072735	100.00	2.93	0	0	0	0	2.93
5	HARSHVARDHAN SETHI	613930	1.68	0	0.00	0.00	0	0	0	0	1.68
6	DEEPAK SETHI	582250	1.59	582000	99.96	1.59	0	0	0	0	1.59
7	ABHINANDAN SETHI	539735	1.47	0	0.00	0.00	0	0	0	0	1.47
8	PUNAM CHAND SETHI	494625	1.35	0	0.00	0.00	0	0	0	0	1.35
9	SUBHASH CHAND SETHI & SONS (HUF)	450020	1.23	0	0.00	0.00	0	0	0	0	1.23
10	SUSHIL KUMAR SETHI & SONS (HUF)	389870	1.06	0	0.00	0.00	0	0	0	0	1.06
11	PUNAM CHAND SETHI & SONS (HUF)	372735	1.02	0	0.00	0.00	0	0	0	0	1.02
12	MAINA DEVI SETHI	351485	0.96	0	0.00	0.00	0	0	0	0	0.96
13	VINEETA SETHI	59600	0.16	0	0.00	0.00	0	0	0	0	0.16



14	ANIL KUMAR SETHI & SONS (HUF)	334235	0.91	0	0.00	0.00	0	0	0	0	0.91
15	SANDHYA RANI SETHI	263220	0.72	0	0.00	0.00	0	0	0	0	0.72
16	SUMAN SETHI	183735	0.50	0	0.00	0.00	0	0	0	0	0.50
17	SHILPA SETHI	181515	0.50	0	0.00	0.00	0	0	0	0	0.50
18	SUBHASH CHAND SETHI	174510	0.48	0	0.00	0.00	0	0	0	0	0.48
19	RISHAB SETHI	93000	0.25	0	0.00	0.00	0	0	0	0	0.25
20	ZOOM INDUSTRIAL SERVICES LTD	3073510	8.39	2500000	81.34	6.82	0	0	0	0	8.39
21	20TH CENTURY ENGINEERING LIMITED	1437900	3.92	0	0.00	0.00	0	0	0	0	3.92
22	BHARAT HYDRO POWER CORPORATION LIMITED	1391470	3.80	0	0.00	0.00	0	0	0	0	3.80
23	SPM ENGINEERS LIMITED	1279665	3.49	0	0.00	0.00	0	0	0	0	3.49
24	INTERNATIONAL CONSTRUCTION S LIMITED	880945	2.40	880945	100.00	2.40	0	0	0	0	2.40
25	ARIHANT LEASING AND HOLDING LIMITED	436020	1.19	436020	100.00	1.19	0	0	0	0	1.19
26	SPML INDIA LIMITED	2119055	5.78	2119055	100.00	5.78	0	0	0	0	5.78
27	SPML INDIA LIMITED	216680	0.59	0	0.00	0.00	0	0	0	0	0.59
28	SONAL AGENCIES PVT LTD	6500	0.02	0	0.00	0.00	0	0	0	0	0.02
29	RISHAB COMMERCIALS PRIVATE LIMITED	2000	0.01	0	0.00	0.00	0	0	0	0	0.01
30	ABHINANDAN ENTERPRISES PRIVATE LIMITED	2000	0.01	0	0.00	0.00	0	0	0	0	0.01
<b>TOTAL</b>		<b>21876085</b>	<b>59.69</b>	<b>9107000</b>	<b>41.63</b>	<b>24.85</b>	<b>0.00</b>	<b>0</b>	<b>0</b>	<b>0</b>	<b>59.69</b>

(\*) The term "encumbrance" has the same meaning as assigned to it in regulation 28(3) of the SAST Regulations, 2011




**(I)(c)(i) : Statement showing holding of securities (including shares, warrants, convertible securities) of persons belonging to the category "Public" and holding more than 1% of the total no of shares**

Sr. No.	Name of the shareholder	No of shares held	Shares as a percentage of total number of shares (i.e., Grand Total (A)+(B)+(C) indicated in Statement at para (I)(a) above}	Details of warrants		Details of convertible securities		Total shares (including underlying shares assuming full conversion of warrants and convertible securities) as a % of diluted share capital
				No of warrants held	As a % total number of warrants of the same class	Number of convertible securities held	% w.r.t total no of convertible securities of the same class	
1	CLIENT ROSEHILL LIMITED	3521575	9.61	0	0	0	0	9.61
2	UDGAM COMMERCIAL LIMITED	2000000	5.46	0	0	0	0	5.46
3	CVCIGP II EMPLOYEE ROSEHILL LIMITED	1972301	5.38	0	0	0	0	5.38
4	MAYANK SECURITIES PVT. LTD.	1180274	3.22	0	0	0	0	3.22
5	TECHNO MECHANICAL SERVICES PVT LTD	728982	1.99	0	0	0	0	1.99
6	SYSTEMATIX FINCORP INDIA LIMITED	654583	1.79	0	0	0	0	1.79
7	SYSTEMATIX FINVEST PRIVATE LIMITED	461976	1.26	0	0	0	0	1.26
<b>TOTAL</b>		<b>10519691</b>	<b>28.71</b>	<b>0</b>	<b>0</b>	<b>0</b>	<b>0</b>	<b>28.71</b>

**(I)(c)(ii) : Statement showing holding of securities (including shares, warrants, convertible securities) of persons (together with PAC) belonging to the category "Public" and holding more than 5% of the total number of shares of the company**

Sr. No.	Name(s) of the shareholder(s) and the Persons Acting in Concert (PAC) with them	Number of shares	Shares as a percentage of total number of shares (i.e., Grand Total (A)+(B)+(C) indicated in Statement at para (I)(a) above}	Details of warrants		Details of convertible securities		Total shares (including underlying shares assuming full conversion of warrants and convertible securities) as a % of diluted share capital
				No of warrants	As a % total no of warrants of the same class	No of convertible securities held	% w.r.t total no of convertible securities of the same class	
1	CLIENT ROSEHILL LIMITED	3521575	9.61	0	0	0	0	9.61
2	UDGAM COMMERCIAL LIMITED	2000000	5.46	0	0	0	0	5.46
3	CVCIGP II EMPLOYEE ROSEHILL LIMITED	1972301	5.38	0	0	0	0	5.38
<b>TOTAL</b>		<b>7493876</b>	<b>20.45</b>	<b>0</b>	<b>0</b>	<b>0</b>	<b>0</b>	<b>20.45</b>



**(I)(d): Statement showing detail of locked-in shares**

Sr. No.	Name of the shareholder	Number of locked-in shares	Locked-in shares as a percentage of total number of shares (i.e., Grand Total (A)+(B)+(C) indicated in Statement at para (I)(a) above)	Promoter/Promoter Group/ Public
Nil				

**(II)(a): Statement showing detail of Depository Receipts (DRs)**

Sr. No.	Type of outstanding DR (ADRs, GDRs, SDRs, etc.)	Number of outstanding DRs	Number of shares underlying outstanding DRs	Shares underlying outstanding DRs as a percentage of total number of shares (i.e., Grand Total (A)+(B)+(C) indicated in Statement at para (I)(a) above)
Nil				

**(II)(b): Statement showing holding of Depository Receipts (DRs), where underlying shares held by "promoter/promoter group" are in excess of 1% of the total number of shares**

Sr. No.	Name of the DR Holder	Type of outstanding DR (ADRs, GDRs, SDRs, etc.)	Number of shares underlying outstanding DRs	Shares underlying outstanding DRs as a percentage of total number of shares (i.e., Grand Total (A)+(B)+(C) indicated in Statement at para (I)(a) above)
Nil				

For **SPML infra Ltd**

  
**Abhay Raj Singh**  
Company Secretary

