

MUKAND ENGINEERS LIMITED

Introductory sub-table (I)(a)


Name of the Company:	MUKAND ENGINEERS LIMITED		
Scrip Code / Scrip Symbol, Name of the scrip, class of security:	532097, MUKANDENGG, Mukand Engineers Ltd., Equity Shares		
Quarter ended:	30th June, 2015		
Partly paid-up shares:-			
	No. of partly paid-up shares	As a % of total no. of partly paid-up shares	As a % of total no. of shares of the company
Held by promoter/promoter group	Nil	Nil	Nil
Held by public	Nil	Nil	Nil
Total - D	Nil	Nil	Nil
Outstanding convertible securities:-			
	No. of outstanding securities	As a % of total no. of outstanding convertible securities	As a % of total no. of shares of the company, assuming full conversion of the convertible securities
Held by promoter/promoter group	Nil	Nil	Nil
Held by public	Nil	Nil	Nil
Total - E	Nil	Nil	Nil
Warrants:-			
	No. of warrants	As a % of total no. of warrants	As a % of total no. of shares of the company, assuming full conversion of warrants
Held by promoter/promoter group	Nil	Nil	Nil
Held by public	Nil	Nil	Nil
Total - F	Nil	Nil	Nil
Total paid-up capital of the company, assuming full conversion of warrants and convertible securities			
12572400			100.0000



MUKAND ENGINEERS LIMITED


Statement Showing Shareholding Pattern as on 30th June, 2015

Category code	Category of Shareholder	Number of Shareholders	Table (I)(a)		Total shareholding as a percentage of total number of shares		Shares Pledged or otherwise encumbered	As a percentage
			Total number of shares	Number of shares held in dematerialized form	As a percentage of(A+B) ¹	As a percentage of (A+B+C)		
(I)	(II)	(III)	(IV)	(V)	(VI)	(VII)	(VIII)	(IX) = (VIII)/(V)*100
(A)	Shareholding of Promoter and Promoter Group ²							
1	Indian							
(a)	Individuals/Hindu Undivided Family	24	700603	700603	5.5726	5.5726	92558	13.2112
(b)	Central Government/ State Government(s)	0	0	0	0.0000	0.0000	0	0.0000
(c)	Bodies Corporate	7	6054776	6054776	48.1593	48.1593	0	0.0000
(d)	Financial Institutions/ Banks	0	0	0	0.0000	0.0000	0	0.0000
(e)	Any Others(Specify)	0	0	0	0.0000	0.0000	0	0.0000
(e-i)	Directors / Relatives	0	0	0	0.0000	0.0000	0	0.0000
(e-ii)	Group Companies	0	0	0	0.0000	0.0000	0	0.0000
	Sub Total(A)(1)	31	6755379	6755379	53.73	53.73	92558	1.3701
2	Foreign							
a	Individuals (Non-Residents Individuals/ Foreign Individuals)	0	0	0	0.0000	0.0000	0	0.0000
b	Bodies Corporate	0	0	0	0.0000	0.0000	0	0.0000
c	Institutions	0	0	0	0.0000	0.0000	0	0.0000
d	Qualified Foreign Investor	0	0	0	0.0000	0.0000	0	0.0000
e	Any Other (Specify)	0	0	0	0.0000	0.0000	0	0.0000
e-i		0	0	0	0.0000	0.0000	0	0.0000
	Sub Total(A)(2)	0	0	0	0.00	0.00	0	0.0000
	Total Shareholding of Promoter and Promoter Group (A) = (A)(1)+(A)(2)	31	6755379	6755379	53.73	53.73	92558	1.3701



MUKAND ENGINEERS LIMITED

Category code	Category of Shareholder	Number of Shareholders	Total number of shares	Table (I)(a)		Total shareholding as a percentage of total number of shares		Shares Pledged or otherwise encumbered	As a percentage
				Number of shares held in dematerialized form	As a percentage of (A+B) ¹	As a percentage of (A+B+C)	Number of shares		
(I)	(II)	(III)	(IV)	(V)	(VI)	(VII)	(VIII)	(IX) = (VIII)/(V)*100	
(B)	Public shareholding³								
1	Institutions								
(a)	Mutual Funds/ UTI	3	800	100	0.0064	0.0064	0	0.0000	
(b)	Financial Institutions / Banks	15	2383	65	0.0190	0.0190	0	0.0000	
(c)	Central Government/ State Government(s)	0	0	0	0.0000	0.0000	0	0.0000	
(d)	Venture Capital Funds	0	0	0	0.0000	0.0000	0	0.0000	
(e)	Insurance Companies	0	0	0	0.0000	0.0000	0	0.0000	
(f)	Foreign Institutional Investors	1	65	0	0.0005	0.0005	0	0.0000	
(g)	Foreign Venture Capital Investors	0	0	0	0.0000	0.0000	0	0.0000	
(h)	Qualified Foreign Investor	0	0	0	0.0000	0.0000	0	0.0000	
(i)	Any Other (Specify)	0	0	0	0.0000	0.0000	0	0.0000	
(i-j)		0	0	0	0.0000	0.0000	0	0.0000	
	Sub-Total (B)(I)	19	3248	165	0.0258	0.0258	0	0.0000	
B 2	Non-institutions								
(a)	Bodies Corporate	286	1030452	989990	8.1961	8.1961	0	0.0000	
(b)	Individuals								
I	Individuals - i. Individual shareholders holding nominal share capital up to Rs 1 lakh	23260	3290551	2949148	26.1728	26.1728	0	0.0000	
II	ii. Individual shareholders holding nominal share capital in excess of Rs. 1 lakh.	29	986261	986261	7.8447	7.8447	0	0.0000	
(c)	Qualified Foreign Investor	0	0	0	0.0000	0.0000	0	0.0000	



MUKAND ENGINEERS LIMITED

		Table (I)(a)					Total shareholding as a percentage of total number of shares		Shares Pledged or otherwise encumbered	As a percentage
Category code	Category of Shareholder	Number of Shareholders	Total number of shares	Number of shares held in dematerialized form	As a percentage of (A+B) ¹	As a percentage of (A+B+C)	Number of shares			
(I)	(II)	(III)	(IV)	(V)	(VI)	(VII)	(VIII)	(IX) = (VIII)/(IV)*100		
(d)	Any Other (specify)				0.0000	0.0000	0	0.0000		
(d-i)	Trusts	15	260098	88948	2.0688	2.0688	0	0.0000		
(d-ii)	Clearing Members	28	52094	52094	0.4144	0.4144	0	0.0000		
(d-iii)	Directors / Relatives	0	0	0	0.0000	0.0000	0	0.0000		
(d-iv)	Employee	0	0	0	0.0000	0.0000	0	0.0000		
(d-v)	Non-Resident Indians (NRI)	97	194317	193700	1.5456	1.5456	0	0.0000		
(d-vi)	Overseas Bodies Corporates	0	0	0	0.0000	0.0000	0	0.0000		
	Sub-Total (B)(2)	23715	5813773	5260141	46.2424	46.2424	0	0.0000		
(B)	Total Public Shareholding (B) = (B)(1)+(B)(2)	23734	5817021	5260306	46.2682	46.2682	0	0.0000		
	TOTAL (A)+(B)	23765	12572400	12015685	100.0000	100.0000	92558	0.7362		
(C)	Shares held by Custodians and against which Depository Receipts have been issued									
1	Promoter and Promoter Group	0	0	0	0.0000	0.0000	0	0.0000		
2	Public	0	0	0	0.0000	0.0000	0	0.0000		
	Sub-Total (C)	0	0	0	0.0000	0.0000	0			
	GRAND TOTAL (A)+(B)+(C)	23765	12572400	12015685	100.0000	100.0000	92558	0.7362		

¹For determining public shareholding for the purpose of Clause 40A.

²For definitions of "Promoter" and "Promoter Group", refer to Clause 40A.


³For definitions of "Public Shareholding", refer to Clause 40A.



MUKAND ENGINEERS LIMITED

(1)(b) Statement showing holding of securities (including shares, warrants, convertible securities) of persons belonging to the category "Promoter and Promoter Group"

Sr. No.	Name of the shareholder	Details of Shares held			Encumbered shares (*)		Details of warrants			Details of convertible		Total shares (including underlying shares assuming full conversion of warrants and convertible securities) as a % of diluted share capital
		Number of shares held	As a % of grand total (A)+(B)+(C)	No.	As a percentage (VI)=(V)/(III)*100	As a % of grand total (A)+(B)+(C) of sub-clause (1)(a)	Number of warrants held	As a % total number of warrants of the same class	Number of convertible securities held	As a % total number of convertible securities of the same class		
(i)	(ii)	(iii)	(iv)	(v)	(vi)=(v)/(iii)*100	(vii)	(viii)	(ix)	(x)	(xi)	(xii)	
1	MUKAND LIMITED	4044431	32.1691	0	0.0000	0.0000	0	0.0000	0	0.0000	0	
2	JAMNALAL SONS PRIVATE LIMITED	1386395	11.0273	0	0.0000	0.0000	0	0.0000	0	0.0000	0	
3	MUKAND LIMITED	495350	3.9400	0	0.0000	0.0000	0	0.0000	0	0.0000	0	
4	NIRAJ BAJAJ	411500	3.2730	0	0.0000	0.0000	0	0.0000	0	0.0000	0	
5	JYOTI SHAH	97363	0.7744	0	0.0000	0.0000	0	0.0000	0	0.0000	0	
6	BAJAJ SEVASHRAM PRIVATE LIMITED	94800	0.7540	0	0.0000	0.0000	0	0.0000	0	0.0000	0	
7	SUKETU VIREN SHAH	48300	0.3842	0	0.0000	0.0000	0	0.0000	0	0.0000	0	
8	RAJESH VIRENDRAKUMAR SHAH	26075	0.2074	26075	100.0000	0.2074	0	0.0000	0	0.0000	0	
9	PRIYARADHIKA RAJESH SHAH	19500	0.1551	19500	100.0000	0.1551	0	0.0000	0	0.0000	0	
10	MINAL BAJAJ	19100	0.1519	0	0.0000	0.0000	0	0.0000	0	0.0000	0	
11	RAJESH VIRENDRAKUMAR SHAH	18258	0.1452	18258	100.0000	0.1452	0	0.0000	0	0.0000	0	
12	SIDYA INVESTMENTS LIMITED	17400	0.1384	0	0.0000	0.0000	0	0.0000	0	0.0000	0	
13	JEEWAN LIMITED	14000	0.1114	0	0.0000	0.0000	0	0.0000	0	0.0000	0	
14	RAHULKUMAR BAJAJ	12675	0.1008	0	0.0000	0.0000	0	0.0000	0	0.0000	0	
15	RAJESH V SHAH	10612	0.0844	10612	100.0000	0.0844	0	0.0000	0	0.0000	0	
16	RAJESH VIRENDRAKUMAR SHAH	9275	0.0738	9275	100.0000	0.0738	0	0.0000	0	0.0000	0	
17	SHEKHAR BAJAJ	5850	0.0465	0	0.0000	0.0000	0	0.0000	0	0.0000	0	
18	BANSRI RAJESH SHAH	5838	0.0464	5838	100.0000	0.0464	0	0.0000	0	0.0000	0	
19	SHEKHAR BAJAJ	3600	0.0286	0	0.0000	0.0000	0	0.0000	0	0.0000	0	
20	KAUSTUBH RAJESH SHAH	3000	0.0239	3000	100.0000	0.0239	0	0.0000	0	0.0000	0	
21	NIRAVNAYAN BAJAJ	3000	0.0239	0	0.0000	0.0000	0	0.0000	0	0.0000	0	
22	ANANT BAJAJ	2550	0.0203	0	0.0000	0.0000	0	0.0000	0	0.0000	0	
23	BARODA INDUSTRIES PRIVATE LIMITED	2400	0.0191	0	0.0000	0.0000	0	0.0000	0	0.0000	0	
24	JYOTI SHAH	1680	0.0134	0	0.0000	0.0000	0	0.0000	0	0.0000	0	
25	NIRAJ BAJAJ	1050	0.0084	0	0.0000	0.0000	0	0.0000	0	0.0000	0	
26	SUMAN JAIN	846	0.0067	0	0.0000	0.0000	0	0.0000	0	0.0000	0	
27	CZABE SUKUMAR SHAH	185	0.0015	0	0.0000	0.0000	0	0.0000	0	0.0000	0	



MUKAND ENGINEERS LIMITED

Sr. No.	Name of the shareholder	Details of Shares held			Encumbered shares (*)			Details of warrants			Details of convertible		Total shares (including underlying shares assuming full conversion of warrants and convertible securities) as a % of diluted share capital
		Number of shares held	As a % of grand total (A)+(B)+(C)	No.	As a percentage (VI)=(V)/(III)*100	As a % of grand total (A)+(B)+(C) of sub-clause (I)(a)	Number of warrants held	As a % of total number of warrants of the same class	Number of convertible securities held	As a % of total number of convertible securities of the same class			
(i)	(ii)	(iii)	(iv)	(v)	(vi)	(vii)	(viii)	(ix)	(x)	(xi)	(xii)		
28	JYOTI SHAH	158	0.0013	0	0.0000	0.0000	0	0.0000	0	0.0000	0		
29	MINAL BAJAJ	150	0.0012	0	0.0000	0.0000	0	0.0000	0	0.0000	0		
30	SANJIVNAYAN BAJAJ	19	0.0002	0	0.0000	0.0000	0	0.0000	0	0.0000	0		
31	SUNAINA KEJRIWAL	19	0.0002	0	0.0000	0.0000	0	0.0000	0	0.0000	0		
TOTAL		6755379	53.7318	92558	1.3701	0.7362	0	0.0000	0	0.0000	0		

(*) The term "encumbrance" has the same meaning as assigned to it in regulation 28(3) of the SAST Regulations, 2011

As per SEBI (Share based Employee Benefits) Regulations, 2014, holdings of 3,646 Shares in the name of 'Shekharkumar Ramkrishnaji Bajaj' (Trustee of "Bajaj Electricals Ltd. Employees' Welfare Funds") are now reclassified as 'Public Shareholding' w.e.f. quarter ending 31st March, 2015. Consequently, 'Promoters' holding has come down to extent of 0.03% from the quarter ending 31st March, 2015 i.e. from 53.76% to 53.73%.



