

Introductory sub-table (I)(a)

| | |
|--|---------------------|
| Name of the Company: | ACI INFOCOM LIMITED |
| Scrip Code, Name of the scrip, class of security: | 517356 |
| Quarter ended: | 31/03/2014 |


| Partly paid-up shares:- | No. of partly paid-up shares | As a % of total no. of partly paid-up shares | As a % of total no. of shares of the company |
|---------------------------------|------------------------------|--|--|
| Held by promoter/promoter group | 0 | NIL | 0 |
| Held by public | 0 | NIL | 0 |
| Total - D | NIL | NIL | NIL |

| Outstanding convertible securities:- | No. of outstanding securities | As a % of total no. of outstanding convertible securities | As a % of total no. of shares of the company, assuming full conversion of the convertible securities |
|--------------------------------------|-------------------------------|---|--|
| Held by promoter/promoter group | 0 | NIL | NIL |
| Held by public | 0 | NIL | NIL |
| Total - E | NIL | NIL | NIL |

| Warrants:- | No. of warrants | As a % of total no. of warrants | As a % of total no. of shares of the company, assuming full conversion of warrants |
|---------------------------------|-----------------|---------------------------------|--|
| Held by promoter/promoter group | 0 | NIL | NIL |
| Held by public | 0 | NIL | NIL |
| Total - F | NIL | NIL | NIL |

Total paid-up capital of the company, assuming full conversion of warrants and convertible securities

110490900



Rushal Chand Jain


Statement Showing Shareholding Pattern

| Category Code | Category of Shareholder | Table (I)(a) | | | | Total shareholding as a percentage of total number of shares | | Shares Pledged or otherwise encumbered |
|---------------|---|------------------------|------------------------|--|---------------------------------------|--|----------|--|
| | | Number of Shareholders | Total number of shares | Number of shares held in dematerialized form | As a percentage of (A+B) ¹ | As a percentage of (A+B+C) | | |
| | | | | | As a percentage of (A+B) ¹ | As a percentage of (A+B+C) | | |
| (A) | Shareholding of Promoter and Promoter Group² | | | | | | | |
| 1 | Indian | | | | | | | |
| (a) | Individuals/ Hindu Undivided Family | 0 | 0 | 0 | 0.00 | 0.00 | 0 | |
| (b) | Central Government/ State Government(s) | 0 | 0 | 0 | 0.00 | 0.00 | 0 | |
| (c) | Bodies Corporate | 1 | 22465730 | 22465730 | 20.33 | 20.33 | 0 | |
| (d) | Financial Institutions/ Banks | 0 | 0 | 0 | 0.00 | 0.00 | 0 | |
| (e) | Any Others(Specify) | 0 | 0 | 0 | 0.00 | 0.00 | 0 | |
| (e-i) | Other Individuals | 0 | 0 | 0 | 0.00 | 0.00 | 0 | |
| (e-ii) | Mutual Fund | 0 | 0 | 0 | 0.00 | 0.00 | 0 | |
| (e-iii) | Body Corp in Concert | 0 | 0 | 0 | 0.00 | 0.00 | 0 | |
| (e-iv) | Non Government Institutions | 0 | 0 | 0 | 0.00 | 0.00 | 0 | |
| | Sub Total(A)(1) | 1 | 22465730 | 22465730 | 20.33 | 20.33 | 0 | |
| 2 | Foreign | | | | | | | |
| a | Individuals (Non-Residents Individuals/ Foreign Individuals) | 0 | 0 | 0 | 0.00 | 0.00 | 0 | |
| b | Bodies Corporate | 0 | 0 | 0 | 0.00 | 0.00 | 0 | |
| c | Institutions | 0 | 0 | 0 | 0.00 | 0.00 | 0 | |
| d | Any Others(Specify) | 0 | 0 | 0 | 0.00 | 0.00 | 0 | |
| | Sub Total(A)(2) | 0 | 0 | 0 | 0.00 | 0.00 | 0 | |
| | Total Shareholding of Promoter and Promoter Group (A)= (A)(1)+(A)(2) | 1 | 22465730 | 22465730 | 20.33 | 20.33 | 0 | |
| (B) | Public shareholding | | | | | | | |
| 1 | Institutions | | | | | | | |
| (a) | Mutual Funds/ UTI | 0 | 0 | 0 | 0.00 | 0.00 | 0 | |
| (b) | Financial Institutions / Banks | 0 | 0 | 0 | 0.00 | 0.00 | 0 | |
| (c) | Central Government/ State Government(s) | 0 | 0 | 0 | 0.00 | 0.00 | 0 | |
| (d) | Venture Capital Funds | 0 | 0 | 0 | 0.00 | 0.00 | 0 | |
| (e) | Insurance Companies | 0 | 0 | 0 | 0.00 | 0.00 | 0 | |
| (f) | Foreign Institutional Investors | 0 | 0 | 0 | 0.00 | 0.00 | 0 | |
| (g) | Foreign Venture Capital Investors | 0 | 0 | 0 | 0.00 | 0.00 | 0 | |
| (h) | Any Other (specify) | 0 | 0 | 0 | 0.00 | 0.00 | 0 | |
| | Sub-Total (B)(1) | 0 | 0 | 0 | 0.00 | 0.00 | 0 | |




b) **ACI INFOCOM LIMITED**
category "Promoter and Promoter Group"

| Name of the shareholder | Details of Shares held | | Encumbered shares (*) | | | Details of warrants | | Details of convertible securities | | Total shares (including underlying shares assuming full conversion of warrants and convertible securities) as a % of diluted share capital |
|-------------------------|------------------------|-----------------------------------|-----------------------|------------------------------------|--|-------------------------|---|---------------------------------------|---|--|
| | Number of shares held | As a % of grand total (A)+(B)+(C) | No. | As a percentage (VI)=(V)/(III)*100 | As a % of grand total (A)+(B)+(C) of sub-clause (I)(a) | Number of warrants held | As a % total number of warrants of the same class | Number of convertible securities held | As a % total number of convertible securities of the same class | |
| | | | | | | | | | | |
| (II) | | | | | | | | | | |
| PROG DYE CHEM PRIVATE | 22465730 | 20.332652 | 0 | 0.00 | 0.000000 | 0 | 0.000000 | 0 | 0.000000 | 20.332652 |
| Total | 22465730 | 20.332652 | 0 | 0.00 | 0.000000 | 0 | 0.000000 | 0 | 0.000000 | 20.332652 |



(D)(c)(i) ACI INFOCOM LIMITED
category "Public" and holding more than 1% of the total number of shares


| Sr. No. | Name of the shareholder | Number of shares held | Shares as a percentage of total number of shares {i.e., Grand Total (A)+(B)+(C) indicated in Statement at para (D)(a) above} | Details of warrants | | Details of convertible | | Total shares (including underlying shares assuming full conversion of warrants and convertible securities) as a % of diluted share capital |
|--------------|---------------------------------------|-----------------------|--|-------------------------|---|---------------------------------------|--|--|
| | | | | Number of warrants held | As a % total number of warrants of the same class | Number of convertible securities held | % w.r.t total number of convertible securities of the same class | |
| 1 | SSJ FINANCE & SECURITIES PVT. LTD. | 1643500 | 1.487453 | 0 | 0.000000 | 0 | 0.000000 | 1.487453 |
| 2 | BENCHMARK BUILDCON PRIVATE LIMITED | 1585000 | 1.434507 | 0 | 0.000000 | 0 | 0.000000 | 1.434507 |
| 3 | ARCADIA SHARE & STOCK BROKERS PVT LTD | 1945210 | 1.760516 | 0 | 0.000000 | 0 | 0.000000 | 1.760516 |
| 4 | BARRY MERCANTILE PRIVATE LIMITED | 1562930 | 1.414533 | 0 | 0.000000 | 0 | 0.000000 | 1.414533 |
| 5 | GROOVE FINANCE AND INVESTMENT PRIVATE | 1378674 | 1.247772 | 0 | 0.000000 | 0 | 0.000000 | 1.247772 |
| 6 | MOHANLAL BHIMRAJ SHAH | 1695960 | 1.534932 | 0 | 0.000000 | 0 | 0.000000 | 1.534932 |
| 7 | SURESH CHANDRA | 3297550 | 2.984454 | 0 | 0.000000 | 0 | 0.000000 | 2.984454 |
| 8 | SUNIL HANSKRISHNA KHANNA | 1876100 | 1.697968 | 0 | 0.000000 | 0 | 0.000000 | 1.697968 |
| Total | | 14984924 | 13.562135 | 0 | 0.000000 | 0 | 0.000000 | 13.562135 |



(D)(c)(ii) ACI INFOCOM LIMITED

PAC) belonging to the category "Public" and holding more than 5% of the total number of shares of the company

| Sr. No. | Name(s) of the shareholder(s) and the Persons Acting in Concert (PAC) with them | Number of shares | Shares as a percentage of total number of shares {i.e., Grand Total (A)+(B)+(C) indicated in Statement at para (D)(a) above} | Details of warrants | | Details of convertible securities | | Total shares (including underlying shares assuming full conversion of warrants and convertible securities) as a % of diluted share capital |
|--------------|---|------------------|--|---------------------|---|---------------------------------------|--|--|
| | | | | Number of warrants | As a % total number of warrants of the same class | Number of convertible securities held | % w.r.t total number of convertible securities of the same class | |
| 1 | NIL | 0 | 0.000000 | 0 | 0.000000 | 0 | 0.000000 | 0.000000 |
| Total | | 0 | 0.000000 | 0 | 0.000000 | 0 | 0.000000 | 0.000000 |



ACI INFOCOM LIMITED

(D)(d) Statement showing details of locked-in shares


| Sr. No. | Name of the shareholder | Number of locked-in shares | Locked-in shares as a (%) percentage of total number of shares {i.e., Grand Total (A)+(B)+(C) indicated in Statement at para (D)(a) above} | Promoter / Promoter Group / Public |
|--------------|-------------------------|----------------------------|--|------------------------------------|
| 1 | NIL | Nil | Nil | Public |
| Total | | 0 | 0 | |



ACI INFOCOM LIMITED

(ID)(a) Statement showing details of Depository Receipts (DRs)


| Sr. No. | Type of outstanding DR (ADRs, GDRs, SDRs, etc.) | Number of outstanding DRs | Number of shares underlying outstanding DRs | Shares underlying outstanding DRs as a percentage of total number of shares {i.e., Grand Total (A)+(B)+(C) indicated in Statement at para (D)(a) above} |
|--------------|---|---------------------------|---|---|
| 1 | NIL | Nil | Nil | Nil |
| Total | | 0 | 0 | 0 |



ACI INFOCOM LIMITED

(II)(b) Statement showing Holding of Depository Receipts (DRs), where underlying shares held by 'promoter/promoter group' are in excess of 1% of the total number of shares

| Sr. No. | Name of the DR Holder | Type of outstanding DR (ADRs, GDRs, SDRs, etc.) | Number of shares underlying outstanding DRs | Shares underlying outstanding DRs as a percentage of total number of shares {i.e., Grand Total (A)+(B)+(C) indicated in Statement at para (I)(a) above} |
|--------------|-----------------------|---|---|---|
| 1 | NIL | | Nil | Nil |
| Total | | | 0 | 0 |



Kuchel Chandel Jais

