


(1)(a) STATEMENT SHOWING SHAREHOLDING PATTERN IN CLAUSE-35


NAME OF THE COMPANY: JSW STEEL LIMITED		NAME OF THE Scrip:	
SCRIP CODE:	500228		
Class of Security:			
QUARTER ENDED:	30/06/2015		
Partly paid-up shares	No. of partly paid-up shares	As a % of total no. of partly paid-up shares	As a % of total no. of shares of the Company.
Held by promoter/promoter group	0	0	0
Held by Public	0	0	0
Total:	0	0	0
Outstanding convertible securities:	No. of outstanding securities	As a % of total no. of outstanding convertible securities.	As a % of total no. of shares of the Company assuming full conversion of the convertible securities
Held by promoter/promoter group	0	0	0
Held by Public	0	0	0
Total:	0	0	0
Warrants:	No. of warrants	As a % of total no. of warrants	As a % of total no. of shares of the Company, assuming full conversion of warrants
Held by promoter/promoter group	0	0	0
Held by Public	0	0	0
Total:	0	0	0
Total paid-up capital of the Company, assuming full conversion of warrants and convertible securities	241722044	0	100.00



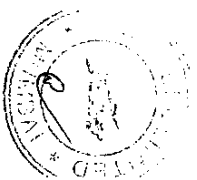
JSW Steel Ltd

Shareholding Pattern as on 30.06.2015


CATEGORY CODE	CATEGORY OF SHAREHOLDER	NO OF SHAREHOLDERS	TOTAL NUMBER OF SHARES	NO OF SHARES HELD IN DEMATERIALIZED FORM	TOTAL SHAREHOLDING AS A % OF TOTAL		SHARES HELD BY OTHER SE ENCLIMB ER ID	
					AS a PERCENTAGE of (A+B)	As a PERCENTAGE of (A+B+C)	NUMBER OF SHARES	AS a PERCENTAGE
(I)	(II)	(III)	(IV)	(V)	(VI)	(VII)	(VIII)	(IX)=(VIII)/(IV)*100
(A)	PROMOTER AND PROMOTER GROUP							
(1)	INDIAN							
(a)	Individual /HUF	25	4051047	4051047	1.68	1.68	26400	0.65
(b)	Central Government/State Government(s)	1	907952	907952	0.38	0.38	0	0.00
(c)	Bodies Corporate	14	87037115	87037115	36.01	36.01	42060700	48.33
(d)	Financial Institutions / Banks	0	0	0	0.00	0.00	0	0.00
(e)	Others	0	0	0	0.00	0.00	0	0.00
	Sub-Total A(1) :	40	91996114	91996114	38.06	38.06	42087100	45.75
(2)	FOREIGN							
(a)	Individuals (NRIs/Foreign Individuals)	2	11099	11099	0.00	0.00	0	0.00
(b)	Bodies Corporate	10	5704612	5704612	2.36	2.36	0	0.00
(c)	Institutions	0	0	0	0.00	0.00	0	0.00
(d)	Qualified Foreign Investor	0	0	0	0.00	0.00	0	0.00
(e)	Others	0	0	0	0.00	0.00	0	0.00
	Sub-Total A(2) :	12	5715711	5715711	2.36	2.36	0	0.00
	Total A=A(1)+A(2)	52	97711825	97711825	40.42	40.42	42087100	43.07
(B)	PUBLIC SHAREHOLDING							
(1)	INSTITUTIONS							
(a)	Mutual Funds /UTI	84	6906125	6886268	2.86	2.86		
(b)	Financial Institutions /Banks	50	4671424	4668844	1.93	1.93		
(c)	Central Government / State Government(s)	1	1237500	1237500	0.51	0.51		
(d)	Venture Capital Funds	0	0	0	0.00	0.00		
(e)	Insurance Companies	0	0	0	0.00	0.00		
(f)	Foreign Institutional Investors	332	44656961	44645248	18.47	18.47		
(g)	Foreign Venture Capital Investors	0	0	0	0.00	0.00		
(h)	Qualified Foreign Investor	0	0	0	0.00	0.00		
(i)	Others	0	0	0	0.00	0.00		
	Sub-Total B(1) :	467	57472010	57437860	23.78	23.78		
(2)	NON-INSTITUTIONS							
(a)	Bodies Corporate	3131	18071393	17338684	7.48	7.48		
(b)	Individuals							
	(i) Individuals holding nominal share capital upto Rs.1 lakh	764407	13730915	10793510	5.68	5.68		
	(ii) Individuals holding nominal share capital in excess of Rs.1 lakh	90	10757995	10745995	4.45	4.45		
(c)	Others							
	OVERSEAS CORPORATE BODIES	4	2158	1092	0.00	0.00		
	NON RESIDENT INDIANS	10066	3209807	2762095	1.33	1.33		
	FOREIGN BODIES CORPORATES	6	38229643	38183077	15.82	15.82		
	TRUSTS	12	2536298	2536272	1.05	1.05		
(d)	Qualified Foreign Investor	0	0	0	0.00	0.00		
	Sub-Total B(2) :	777716	86539209	82360725	35.80	35.80		
	Total B=B(1)+B(2) :	778183	144010219	139798585	59.58	59.58		
	Total (A+B) :	778235	241722044	237510410	100.00	100.00		
(C)	Shares held by custodians, against which Depository Receipts have been issued							
(1)	Promoter and Promoter Group							
(2)	Public	0	0	0	0.00	0.00		
	GRAND TOTAL (A+B+C) :	778235	241722044	237510410	100.00	0.00	42087100	17.41




(I)(b)		Statement showing holding of securities (including shares, warrants, convertible securities) of persons belonging to the category "Promoter and Promoter Group"											
Sr.No	Name of the Shareholder	Details of Shares held			Encumbered shares (*)			Details of Warrants			Details of convertible securities		Total Shares (including underlying shares assuming full conversion of warrants and convertible securities) as a % of diluted share capital
(i)	(ii)	(iii)	(iv)	(v)	(vi)=(v)/(iii)*100	(vii)	(viii)	(ix)	(x)	(xi)	(xii)		
		No. of Shares held	As a % of grand total (A)+(B)+(C)	Pledge Shares	AS a percentage	AS a % of grand total (A) + (B) + (C) of sub-clause (i)(a)	Number of warrants held	As a % total number of warrants of the same class	Number of convertible securities held	As a % total number of convertible securities of the same class			
1	JSW HOLDINGS LIMITED	17284923	7.15	7193000	41.61	2.98	0	0.00	0	0.00	7.15		
2	VIVIDH CONSULTANCY AND ADVISORY SERVICES PVT LTD.	13885669	5.74	12324000	88.75	5.10	0	0.00	0	0.00	5.74		
3	JSW INVESTMENTS PRIVATE LIMITED	13516309	5.59	12802200	94.72	5.30	0	0.00	0	0.00	5.59		
4	SAHOG TRADCCORP PRIVATE LIMITED	10320586	4.27	8159500	79.06	3.38	0	0.00	0	0.00	4.27		
5	JSW POWER TRADING COMPANY LIMITED	7003835	2.90	850000	12.14	0.35	0	0.00	0	0.00	2.90		
6	DANITA ENTERPRISES PRIVATE LIMITED	6036825	2.50	0	0.00	0.00	0	0.00	0	0.00	2.50		
7	VIRTUOUS TRADECORP PRIVATE LIMITED	6036825	2.50	0	0.00	0.00	0	0.00	0	0.00	2.50		
8	NALWA SONS INVESTMENTS LTD	4548637	1.88	0	0.00	0.00	0	0.00	0	0.00	1.88		
9	JSW TECHNO PROJECTS MANAGEMENT LTD	3161303	1.31	732000	23.16	0.30	0	0.00	0	0.00	1.31		
10	BEAUFIELD HOLDINGS LIMITED	1922797	0.80	0	0.00	0.00	0	0.00	0	0.00	0.80		
11	REYNOLD TRADERS PRIVATE LIMITED	1812371	0.75	0	0.00	0.00	0	0.00	0	0.00	0.75		
12	GLEBE TRADING PRIVATE LIMITED	1715793	0.71	0	0.00	0.00	0	0.00	0	0.00	0.71		
13	JSW LOGISTICS INFRASTRUCTURE PRIVATE LIMITED	1712577	0.71	0	0.00	0.00	0	0.00	0	0.00	0.71		
14	SAJAN JINDAL	1654336	0.68	0	0.00	0.00	0	0.00	0	0.00	0.68		
	KARNATAKA STATE INDUSTRIAL AND INFRASTRUCTURE DEVELOPMENT CORPORATION	907952	0.38	0	0.00	0.00	0	0.00	0	0.00	0.38		
15	SARAN JINDAL	674744	0.28	0	0.00	0.00	0	0.00	0	0.00	0.28		
16	JARGO INVESTMENTS LIMITED	425000	0.18	0	0.00	0.00	0	0.00	0	0.00	0.18		
17	SARMENTO HOLDINGS LIMITED	421957	0.17	0	0.00	0.00	0	0.00	0	0.00	0.17		
18	MENDEZA HOLDINGS LIMITED	421809	0.17	0	0.00	0.00	0	0.00	0	0.00	0.17		
19	MACHO INVESTMENTS LIMITED	420738	0.17	0	0.00	0.00	0	0.00	0	0.00	0.17		
20	TEMPLAR INVESTMENTS LIMITED	420552	0.17	0	0.00	0.00	0	0.00	0	0.00	0.17		
21	PENTEL HOLDING LIMITED	416657	0.17	0	0.00	0.00	0	0.00	0	0.00	0.17		
22	ESTRELA INVESTMENT COMPANY LIMITED	416007	0.17	0	0.00	0.00	0	0.00	0	0.00	0.17		
23	VAVASA INVESTMENTS LIMITED	413756	0.17	0	0.00	0.00	0	0.00	0	0.00	0.17		
24	JSL OVERSEAS LIMITED	425239	0.18	0	0.00	0.00	0	0.00	0	0.00	0.18		




26	TARINI JINDAL	350000	0.14	0	0	0.00	0.00	0	0	0.00	0	0.00	0	0.00	0	0.00	0.14
27	TAWI JINDAL	350000	0.14	0	0	0.00	0.00	0	0	0.00	0	0.00	0	0.00	0	0.00	0.14
28	PARTH JINDAL	350000	0.14	0	0	0.00	0.00	0	0	0.00	0	0.00	0	0.00	0	0.00	0.14
29	SANGITA JINDAL	287813	0.12	0	0	0.00	0.00	0	0	0.00	0	0.00	0	0.00	0	0.00	0.12
30	TARINI JINDAL	141389	0.06	0	0	0.00	0.00	0	0	0.00	0	0.00	0	0.00	0	0.00	0.06
31	TAWI JINDAL	138363	0.06	0	0	0.00	0.00	0	0	0.00	0	0.00	0	0.00	0	0.00	0.06
32	URMILA BHUWALKA	25000	0.01	25000	0	100.00	0.01	0	0	0.00	0	0.00	0	0.00	0	0.00	0.01
33	R K JINDAL & SONS HUF.	14865	0.01	0	0	0.00	0.00	0	0	0.00	0	0.00	0	0.00	0	0.00	0.01
34	NIRMALU GOYAL	12000	0.00	0	0	0.00	0.00	0	0	0.00	0	0.00	0	0.00	0	0.00	0.00
35	PRITHVI RAJ JINDAL	8458	0.00	0	0	0.00	0.00	0	0	0.00	0	0.00	0	0.00	0	0.00	0.00
36	SAVITRI DEVI JINDAL	7530	0.00	0	0	0.00	0.00	0	0	0.00	0	0.00	0	0.00	0	0.00	0.00
37	RATAN JINDAL	6021	0.00	0	0	0.00	0.00	0	0	0.00	0	0.00	0	0.00	0	0.00	0.00
38	SAMINU JINDAL	5597	0.00	0	0	0.00	0.00	0	0	0.00	0	0.00	0	0.00	0	0.00	0.00
39	DEEPIKA JINDAL	5462	0.00	0	0	0.00	0.00	0	0	0.00	0	0.00	0	0.00	0	0.00	0.00
40	URVI JINDAL	5082	0.00	0	0	0.00	0.00	0	0	0.00	0	0.00	0	0.00	0	0.00	0.00
41	ABHYUDAY JINDAL	5078	0.00	0	0	0.00	0.00	0	0	0.00	0	0.00	0	0.00	0	0.00	0.00
42	TRIPTI JINDAL	5066	0.00	0	0	0.00	0.00	0	0	0.00	0	0.00	0	0.00	0	0.00	0.00
43	P R JINDAL HUF.	4555	0.00	0	0	0.00	0.00	0	0	0.00	0	0.00	0	0.00	0	0.00	0.00
44	NAVEEN JINDAL	2779	0.00	0	0	0.00	0.00	0	0	0.00	0	0.00	0	0.00	0	0.00	0.00
45	NAVEEN JINDAL	2720	0.00	0	0	0.00	0.00	0	0	0.00	0	0.00	0	0.00	0	0.00	0.00
46	PARTH JINDAL	2000	0.00	0	0	0.00	0.00	0	0	0.00	0	0.00	0	0.00	0	0.00	0.00
47	AIYUSH BHUWALKA	1400	0.00	1400	0	100.00	0.00	0	0	0.00	0	0.00	0	0.00	0	0.00	0.00
48	HEXA TRADEX LIMITED	1362	0.00	0	0	0.00	0.00	0	0	0.00	0	0.00	0	0.00	0	0.00	0.00
49	ARTI JINDAL	1108	0.00	0	0	0.00	0.00	0	0	0.00	0	0.00	0	0.00	0	0.00	0.00
50	S K JINDAL AND SONS HUF.	776	0.00	0	0	0.00	0.00	0	0	0.00	0	0.00	0	0.00	0	0.00	0.00
51	JSW PROJECTS LIMITED	100	0.00	0	0	0.00	0.00	0	0	0.00	0	0.00	0	0.00	0	0.00	0.00
52	DEEPIKA JINDAL	4	0.00	0	0	0.00	0.00	0	0	0.00	0	0.00	0	0.00	0	0.00	0.00
	TOTAL :	9771825	40.42	42087100	0	43.07	17.41	0	0	0.00	0	0.00	0	0.00	0	0.00	40.42



(1)(c)(i) Sr.No.	Statement showing holding of securities (including shares, warrants, convertible securities) of persons belonging to the category "Public" and holding more than 1% of the total number of shares	Number of shares held	Shares as a percentage of total number of shares (i.e., Grant total (A)+(B)+(C) indicated in Statement at para (1)(a) above)	Details of warrants		Details of convertible securities		Total shares (including underlying shares assuming full conversion of warrants and convertible securities) as a % of diluted share capital)
				Number of warrants held	As a % total number of warrants of the same class	Number of convertible securities held	% w.r.t total number of convertible securities of the same class	
1	JFE STEEL INTERNATIONAL EUROPE B.V.	36258307	15.00	0	0.00	0	0.00	15.00
2	APMS INVESTMENT FUND LTD	4417000	1.83	0	0.00	0	0.00	1.83
3	LOTUS GLOBAL INVESTMENTS LTD	4170965	1.73	0	0.00	0	0.00	1.73
4	GAGANDEEP CREDIT CAPITAL PVT LTD	4152765	1.72	0	0.00	0	0.00	1.72
5	THE INDIAMAN FUND (MAURITIUS) LIMITED.	3532693	1.46	0	0.00	0	0.00	1.46
6	LIFE INSURANCE CORPORATION OF INDIA	3039847	1.26	0	0.00	0	0.00	1.26
7	NIRMAL KUMAR JAIN	2534542	1.05	0	0.00	0	0.00	1.05
8	SUDARSHAN SECURITIES PRIVATE LIM/TED	2533323	1.05	0	0.00	0	0.00	1.05
	TOTAL :	60639442	25.09	0	0.00	0	0.00	25.09




i.No.	Statement showing holding of securities (including shares, warrants, convertible securities) of persons (together with PAC) belonging to the category "Public" and holding more than 5% of the total number of shares of the	Name(s) of the shareholder(s) and the Persons Acting in Concert (PAC) with them	Number of shares held	Shares as a percentage of total number of shares (i.e., Grant total (A)+(B)+(C) indicated in Statement at para (j)(a) above)	Details of warrants	Details of convertible securities	Total number of shares of the underlying shares assuming full conversion of warrants and convertible securities) as a % of diluted share capital)
1	JFE STEEL INTERNATIONAL EUROPE B.V.	36258307	15.00	0	0	0	15.00
TOTAL :	36258307	15.00	0	0	0	0	15.00



STATEMENT SHOWING DETAILS OF LOCKED-IN SHARES"			
(1)(d)			
Sr.No.	Name of the shareholder	Number of locked-in shares	Locked-in shares as a (%) percentage of total number of shares (i.e, Grand Total (A)+(B)+(C) Indicated in Statement at para (1)(a) above)
			Promoter/Promoter Group/Public
	TOTAL :	0	0



STATEMENT SHOWING DETAILS OF DEPOSITORY RECEIPTS (DRS)			
(ii)(a)			
Sr.No.	Type of outstanding DR (ADRs,GDRs,SDRs,etc.)	Number of outstanding DRS	Number of shares underlying outstanding DRS
			Shares underlying outstanding DRS as a percentage of total number of shares {i.e., Grand Total (A)+(B)+(C) indicated in Statement at Para(i)(a) above}
	TOTAL :	0	0



(ii)(b)	Statement showing Holding of Depository Receipts (DRs), where underlying shares held by "Promoter/Promoter group" are in excess of 1% of the total number shares.			
Sr.No.	Name of the DR Holder	Type of outstanding DR (ADRs,GDRs,SDRs, etc.)	Number of shares underlying outstanding DRs	Shares underlying outstanding DRs as a percentage of total number of shares (i.e., Grand Total (A)+(B)+(C) indicated in Statement at para(i)(a) above)
TOTAL :			0	0

FOR JSW STEEL LIMITED

LANCY VARGHESE
COMPANY SECRETARY

