

NAME OF THE COMPANY : ABL BIOTECHNOLOGIES LIMITED
 SCRIP CODE : S26955
 QUARTER ENDED :
 SHAREHOLDING PATTERN AS ON : 31-Mar-2015

Intductory sub-table (I)(a)
 CLASS OF SECURITY : EQUITY

Partly paid-up shares:-

	No. of partly paid-up shares	As a % of total no. of partly paid-up shares	As a % of total no. of shares of the company
Held by promoter/promoter group			
Held by public			
Total - D			

Outstanding convertible securities:-

No. of outstanding securities	As a % of total no. of outstanding convertible securities	As a % of total no. of shares of the company, assuming full conversion of the convertible securities

Held by promoter/promoter group

Held by public

Total - E

Warrants:-

Held by promoter/promoter group

Held by public


Total - F

Total paid-up capital of the company, assuming full conversion of warrants and convertible securities

	No. of warrants	As a % of total no. of warrants	As a % of total no. of shares of the company, assuming full conversion of warrants
Held by promoter/promoter group			
Held by public			
Total - F			
Total paid-up capital of the company, assuming full conversion of warrants and convertible securities	8200000		



SUB - TOTAL (A)(1)					
4	49000	43900	0.5975	0.5975	0.0000
4	49000	43900	0.5975	0.5975	0.0000
2. FOREIGN					
0	0	0	0.0000	0.0000	0.0000
a. INDIVIDUALS (NON-RESIDENT INDIVIDUALS/ FOREIGN INDIVIDUALS)					
0	0	0	0.0000	0.0000	0.0000
b. BODIES CORPORATE					
0	0	0	0.0000	0.0000	0.0000
c. INSTITUTIONS					
0	0	0	0.0000	0.0000	0.0000
d. QUALIFIED FOREIGN INVESTOR					
0	0	0	0.0000	0.0000	0.0000
e. ANY OTHER					
0	0	0	0.0000	0.0000	0.0000
SUB - TOTAL (A)(2)					
0	0	0	0.0000	0.0000	0.0000
TOTAL SHARE HOLDING OF PROMOTER AND PROMOTER GROUP (A) = (A)(1)+(A)(2)					
4	49000	43900	0.5975	0.5975	0.0000



CLAUSE 35
Introductory sub-table (I)(a)

NAME OF THE COMPANY : ABL BIOTECHNOLOGIES LIMITED
 SCRIP CODE : 526955
 QUARTER ENDED : NAME OF THE SCRIP : ABL BIO-TECH
 SHAREHOLDING PATTERN AS ON : 31-Mar-2015

CLASS OF SECURITY : EQUITY

STATEMENT SHOWING SHAREHOLDING PATTERN
 TABLE (I)(a)

CATEGORY OF SHARE HOLDER	ND.OF HOLDERS	TOTAL NO.OF SHARES IN DEMAT	TOTAL SHAREHOLDING AS A PERCENTAGE OF TOTAL NUMBER OF SHARES	AS A %		Number of Shares (VIII)	As a Percentage (IX) = (VIII)/(IV)*100
				OF (A+B) (VI)	OF (A+B+C) (VII)		
(I)	(II)	(III)	(IV)	(V)	(VI)	(VII)	(VIII)
A. SHAREHOLDING OF PROMOTER AND PROMOTER GROUP							
1. INDIAN							
a. INDIVIDUALS/HINDU UNDIVIDED FAMILY	0	0	0	0	0.0000	0	0.0000
b. CENTRAL GOVERNMENT/ STATE GOVERNMENT(S)	0	0	0	0	0.0000	0	0.0000
c. BODIES CORPORATE	0	0	0	0	0.0000	0	0.0000
d. FINANCIAL INSTITUTIONS/ BANKS	0	0	0	0	0.0000	0	0.0000
e. ANY OTHER DIRECTORS AND THEIR RELATIVES	4	49000	43900	0.5975	0.5975	0	0.0000

NAME OF THE COMPANY : ABL BIOTECHNOLOGIES LIMITED
 SCRIP CODE : 526955
 QUARTER ENDED :
 SHAREHOLDING PATTERN AS ON : 31-Mar-2015

CLAUSE 35
 Introductory sub-table (I)(a)

NAME OF THE SCRIP : ABL BIO-TECH
 CLASS OF SECURITY : EQUITY

STATEMENT SHOWING SHAREHOLDING PATTERN
 TABLE (I)(a)

GATE CODE	CATEGORY OF SHARE HOLDER	NO. OF HOLDERS	TOTAL NO. OF SHARES	SHARES IN DEMAT	TOTAL SHAREHOLDING AS A PERCENTAGE OF TOTAL NUMBER OF SHARES	AS A %		Number of shares (VIII)	As a percentage (IX) = (VIII)/(IV)*100
						OF (A+B) (VI)	OF (A+B+C) (VII)		
(I)	(II)	(III)	(IV)	(V)	(VI)	(VII)	(VIII)	(IX)	
2. NON-INSTITUTIONS									
a. BODIES CORPORATE									
		79	1173174	383774	14.3070	14.3070	NA	NA	
b. INDIVIDUALS -									
I INDIVIDUAL SHAREHOLDERS									
		3490	2218055	1929499	27.0494	27.0494	NA	NA	
UPTD RS. 1 LAKH									
II INDIVIDUAL SHAREHOLDERS									
		59	1678265	1656465	20.4666	20.4666	NA	NA	
HOLDING NOMINAL SHARE CAPITAL									
IN EXCESS OF RS. 1 LAKH									


C. QUALIFIED FOREIGN INVESTOR		0	0	0	0.0000	0.0000	NA	NA
D. ANY OTHER								
CLEARING MEMBERS								
HINDU UNDIVIDED FAMILIES		10	26193	26193	0.3194	0.3194	NA	NA
NON RESIDENT INDIANS		100	98549	98549	1.2018	1.2018	NA	NA
		24	103622	100522	1.2636	1.2636	NA	NA
		134	228364	225264	2.7849	2.7849	NA	NA
SUB - TOTAL (B)(2)		3762	5297858	4195002	64.6080	64.6080	NA	NA
TOTAL PUBLIC SHAREHOLDING		3769	8151000	7036644	99.4024	99.4024	NA	NA
(B) = (B)(1)+(B)(2)								
TOTAL (A)+(B)		3773	8200000	7080544	100.0000	100.0000	0	0.0000



ARL BIOTECHNOLOGIES LIMITED
 (III)(a) STATEMENT SHOWING THE VOTING PATTERN OF SHAREHOLDERS, IF MORE THAN ONE CLASS OF SHARES / SECURITIES
 IS ISSUED BY THE ISSUER.

(I)	(II)	(III)	(IV)	(V)	(VI)	(VII)	(VIII)
(B) PUBLIC SHAREHOLDING							
(1) INSTITUTIONS							
(a) MUTUAL FUNDS / UTI							
(b) FINANCIAL INSTITUTIONS / BANKS							
(c) CENTRAL GOVERNMENT / STATE GOVERNMENT(S)							
(d) VENTURE CAPITAL FUNDS							
(e) INSURANCE COMPANIES							
(f) FOREIGN INSTITUTIONAL INVESTORS							
(g) FOREIGN VENTURE CAPITAL INVESTORS							
(h) ANY OTHER (SPECIFY)							
SUB-TOTAL(B)(1)							

(2) NON-INSTITUTIONS									
(a) BODIES CORPORATE									
(b) INDIVIDUALS -									
I. INDIVIDUAL SHAREHOLDERS HOLDING									
NOMINAL SHARECAPITAL UP TO									
RS. 1 LAKH									
II. INDIVIDUAL SHAREHOLDERS HOLDING									
NOMINAL SHARECAPITAL IN EXCESS									
OF RS. 1 LAKH									
(c) ANY OTHER (SPECIFY)									
SUB-TOTAL (B)(2)									
TOTAL PUBLIC SHAREHOLDING									
(B)=(1)+(B)(2)									
TOTAL (A)+(B)									
(C) SHARES HELD BY CUSTODIANS AND									
AGAINST WHICH DEPOSITORY RECEIPTS									
HAVE BEEN ISSUED									
GRAND TOTAL (A)+(B)+(C)									



CLAUSE 35
Introductory sub-table (I)(a)

NAME OF THE COMPANY : ABL BIOTECHNOLOGIES LIMITED
 SCRIP CODE : 526955
 QUARTER ENDED :
 SHAREHOLDING PATTERN AS ON : 31-Mar-2015
 NAME OF THE SCRIP : ABL BIO-TECH
 CLASS OF SECURITY : EQUITY

STATEMENT SHOWING SHAREHOLDING PATTERN
 TABLE (I)(a)

CATEGORY OF SHARE HOLDER CODE	NO. OF HOLDERS	TOTAL NO. OF SHARES	SHARES IN DEMAT	TOTAL SHAREHOLDING AS A PERCENTAGE OF TOTAL NUMBER OF SHARES	AS A %		Number of Shares (VIII)	As a Percentage (IX) = (VIII)/(IV)*100		
					OF (A+B) (VI)	OF (A+B+C) (VII)				
(I)	(II)	(III)	(IV)	(V)	(VI)	(VII)	(VIII)	(IX)		
B. PUBLIC SHAREHOLDING										
1. INSTITUTIONS										
a. MUTUAL FUNDS/UTI	1	11500	0	0.1402	0.1402	NA	NA	NA		
b. FINANCIAL INSTITUTIONS/BANKS	2	2158697	2158697	26.3255	26.3255	NA	NA	NA		
c. CENTRAL GOVERNMENT/STATE GOVERNMENT(S)	0	0	0	0.0000	0.0000	NA	NA	NA		
d. VENTURE CAPITAL FUNDS	0	0	0	0.0000	0.0000	NA	NA	NA		
e. INSURANCE COMPANIES	0	0	0	0.0000	0.0000	NA	NA	NA		
f. FOREIGN INSTITUTIONAL INVESTORS	4	682945	682945	8.3285	8.3285	NA	NA	NA		
g. FOREIGN VENTURE CAPITAL INVESTORS	0	0	0	0.0000	0.0000	NA	NA	NA		
h. QUALIFIED FOREIGN INVESTOR	0	0	0	0.0000	0.0000	NA	NA	NA		
i. ANY OTHER										
SUB - TOTAL (B)(1)				7	2853142	2841642	34.7944	34.7944	NA	NA



CATE GORY SHARE HOLDER NO. OF HOLDERS TOTAL NO. OF SHARES SHARES IN DEMAT TOTAL SHAREHOLDING AS A PERCENTAGE OF TOTAL NUMBER OF SHARES SHARES PLEDGED OR OTHERWISE ENCUMBERED

(I) (II) (III) (IV) (V) AS A % OF (A+B) (VI) AS A % OF (A+B+C) (VII) Number of Shares (VIII) AS a Percentage (IX) = (VIII)/(IV)*100

C. SHARES HELD BY CUSTODIANS AND AGAINST WHICH DEPOSITORY RECEIPTS HAVE BEEN ISSUED

Promoter and Promoter Group 0 0 0 0 0 0.0000 0.0000 NA NA
 Public 0 0 0 0 0 0.0000 0.0000 NA NA
 TOTAL CUSTODIAN (C) 0 0 0 0 0 0.0000 0.0000 NA NA

GRAND TOTAL (A)+(B)+(C) 3773 8200000 7080544 100.0000 0 0.0000



ARL BIOTECHNOLOGIES LIMITED
 (1)(b) Statement showing holding of securities (including shares, warrants, convertible securities) of persons belonging to the category "Promoter and Promoter Group" - 31-Mar-2015

Sr.No	Name of the shareholder	Details of Shares held				Encumbered shares (*)			Details of warrants			Details of convertible securities			Total shares (including underlying shares assuming full conversion of warrants and convertible securities) as a % of diluted share capital (XII)
		No. of Shares held	As a % of grand total (A)+(B)+(C)	No. of Shares held	As a % of grand total (A)+(B)+(C)	As a percentage per centage (VI) = (V)/(III)*100	Number of warrants held	As a % of total warrants	Number of convertible securities held	As a % of total convertible securities	Number of convertible securities held	As a % of total convertible securities			
(I)	(II)	(III)	(IV)	(V)	(VI)	(VII)	(VIII)	(IX)	(X)	(XI)	(XII)				
1	K.D. ISAAC	2600	0.0317	0	0.0000	0.0000	0	0.0000	0	0.0000	0	0.0000	0	0.0317	
2	ABRAHAM C.	2500	0.0304	0	0.0000	0.0000	0	0.0000	0	0.0000	0	0.0000	0	0.0304	
3	K D ISAAC	2500	0.0304	0	0.0000	0.0000	0	0.0000	0	0.0000	0	0.0000	0	0.0304	
4	ROSEMARY ISAAC	41400	0.5048	0	0.0000	0.0000	0	0.0000	0	0.0000	0	0.0000	0	0.5048	
	TOTAL	49000	0.5975	0	0.0000	0.0000	0	0.0000	0	0.0000	0	0.0000	0	0.5975	



ASL BIOTECHNOLOGIES LIMITED
 (I)(C)(1) Statement showing holding of securities (including shares, warrants, convertible securities) of persons belonging to the category "Public" and holding more than 1% of the total number of shares - 31-Mar-2015

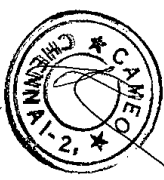
Sr.No	Name of the shareholder	No. of Shares held	Shares as a percentage of total number of shares (i.e., Grand Total (A)+(B)+(C) indicated in Statement at para(I)(a) above)	Details of warrants		Details of convertible securities		Total shares (including underlying shares assuming full conversion of warrants and convertible securities) as a % of diluted share capital
				Number of warrants held	As a % of the same class	Number of convertible securities held	% W.r.t total number of convertible securities	
1	SRIVANI INVESTMENTS (P) LTD	230300	2.8085	0	0.0000	0	0.0000	2.8085
2	SYNERGY SECURITIES LTD	460600	5.6170	0	0.0000	0	0.0000	5.6170
3	BURANI SETTY SUDAMA	838800	1.0219	0	0.0000	0	0.0000	1.0219
4	SUDAMA BURRAMSETTY	8100	0.0987	0	0.0000	0	0.0000	0.0987
5	LOTUS GLOBAL INVESTMENTS LTD	210000	2.5609	0	0.0000	0	0.0000	2.5609
6	ALBULA INVESTMENT FUND LTD	120000	1.4634	0	0.0000	0	0.0000	1.4634
7	APRIS INVESTMENT FUND LTD	191000	2.3292	0	0.0000	0	0.0000	2.3292
8	INDIA SECURITIES BROKING PVT LTD	161945	1.9749	0	0.0000	0	0.0000	1.9749
9	INDIA SECURITIES BROKING PVT LTD	98400	1.2000	0	0.0000	0	0.0000	1.2000
10	INDIA SECURITIES BROKING PVT LTD	6201	0.0756	0	0.0000	0	0.0000	0.0756
9	DEUTSCHE BANK TRUST COMPANY AMERICAS	2049550	24.9945	0	0.0000	0	0.0000	24.9945
10	REPATRIATES CO OPERATIVE FINANCE & DEVELOPMENT BANK LTD	109147	1.3310	0	0.0000	0	0.0000	1.3310
11	DEVELOPMENT BANK LTD	143555	1.7506	0	0.0000	0	0.0000	1.7506
11	PRAKASH RAU NUTHALAPATI	96000	1.1707	0	0.0000	0	0.0000	1.1707
12	VITALA BURRAMSETTY	96000	1.1707	0	0.0000	0	0.0000	1.1707
13	BURRAMSETTY SURESH	84200	1.0268	0	0.0000	0	0.0000	1.0268
	TOTAL	4052798	49.4243	0	0.0000	0	0.0000	49.4243



ABL BIOTECHNOLOGIES LIMITED

(1)(c)(ii) Statement showing holding of securities (including shares, warrants, convertible securities) of persons (together with PAC) belonging to the category "Public" and holding more than 5% of the total number of shares of the company - 31-Mar-2015

Sr.No	Name(s) of the shareholder(s) and the Persons Acting in Concert (PAC) with them	No. of Shares held	Shares as a percentage of total number of shares (i.e., Grand Total (A)+(B)+(C) indicated in Statement at para(1)(a) above)	Details of warrants		Details of convertible securities		Total shares (including underlying shares assuming full conversion of warrants and convertible securities) as a % of diluted share capital
				Number of warrants held	As a % total of warrants of the same class	Number of convertible securities held	% w.r.t total number of convertible securities of the same class	
1	SYNERGY SECURITIES LTD	460600	5.6170	0	0.0000	0	0.0000	5.6170
2	DEUTSCHE BANK TRUST COMPANY AMERICAS	2049550	24.9945	0	0.0000	0	0.0000	24.9945
	TOTAL	2510150	30.6115	0	0.0000	0	0.0000	30.6115



✓

ARL BIOTECHNOLOGIES LIMITED
 (1)(d) STATEMENT SHOWING DETAILS OF LOCKED-IN SHARES -31-Mar-2015

Sl.No/NAME OF THE SHARE HOLDER	NUMBER OF LOCKED IN SHARES	LOCKED-IN SHARES AS A % OF TOTAL NUMBER OF SHARES (i.e., GRAND TOTAL (A)+(B)+(C) INDICATED IN STATEMENT AT PARA (1)(a) ABOVE)	Promoter / Promoter Group / Public
NIL			



ABL BIOTECHNOLOGIES LIMITED
 (11)(a) STATEMENT SHOWING DETAILS OF DEPOSITORY RECEIPTS (DRs) - 31-Mar-2015


SL.NO	TYPE OF OUTSTANDING DR (ADRS, GDRs, SDRs etc.)	NUMBER OF OUTSTANDING DRs	NUMBER OF SHARES UNDERLYING OUTSTANDING DRs	SHARES UNDERLYING OUTSTANDING DRs AS A % OF TOTAL NUMBER OF SHARES (i.e., GRAND TOTAL (A)+(B)+(C) INDICATED IN STATEMENT AT PARA (1)(a) (ABOVE)
	NIL			



APL BIOTECHNOLOGIES LIMITED

(11)(b) STATEMENT SHOWING HOLDING OF DEPOSITORY RECEIPTS (DRS), WHERE UNDERLYING SHARES HELD BY PROMOTER/PROMOTER GROUP ARE IN EXCESS OF 1% OF THE TOTAL NUMBER OF SHARES - 31-Mar-2015

SL.NO	NAME OF THE DR HOLDER	TYPE OF OUTSTANDING DR (ADRS, GDRs, SDRs, etc.)	NUMBER OF UNDERLYING SHARES	SHARES UNDERLYING OUTSTANDING DRS AS A % OF TOTAL NUMBER OF UNDERLYING SHARES (I.e., GRAND TOTAL OUTSTANDING DRS INDICATED IN STATEMENT AT PARA (11)(a) ABOVE)
	MIL			



ABL BIOTECHNOLOGIES LIMITED
 (III)(a) STATEMENT SHOWING THE VOTING PATTERN OF SHAREHOLDERS, IF MORE THAN ONE CLASS OF SHARES / SECURITIES
 IS ISSUED BY THE ISSUER.

CATEGORY OF SHARE HOLDER	NUMBER OF VOTING RIGHTS HELD IN EACH CLASS OF SECURITIES			TOTAL VOTING RIGHTS (III+IV+V)	TOTAL VOTING RIGHTS i.e. (VI)	AS A % OF (A+B) (VII)	AS A % OF (A+B+C) (VIII)
	CLASS X (III)	CLASS Y (IV)	CLASS Z (V)				
(A) PROMOTER AND PROMOTER GROUP							
(1) INDIAN							
(a) INDIVIDUALS/HINDU UNDIVIDED FAMILY							
(b) CENTRAL GOVERNMENT / STATE GOVERNMENT(S)							
(c) BODIES CORPORATE							
(d) FINANCIAL INSTITUTIONS / BANKS							
(e) ANY OTHER (SPECIFY)							
SUB-TOTAL(A)(1)							
(2) FOREIGN							
(a) INDIVIDUALS (NON-RESIDENT INDIVIDUALS / FOREIGN INDIVIDUALS)							
(b) BODIES CORPORATE							
(c) INSTITUTIONS							
(d) ANY OTHER							
SUB-TOTAL(A)(2)							
TOTAL SHAREHOLDING OF PROMOTER AND PROMOTER GROUP (A)=(A)(1)+(A)(2)							

W 20