

REF:INABB:STATUT:CL35:

April 9, 2014

BY COURIER

BSE Limited
P.J. Towers
Dalal Street
Mumbai 400 001
(Attn: DCS – CRD)

National Stock Exchange of India Limited
Exchange Plaza, 5th floor
Plot No. C/1, G Block
Bandra-Kurla Complex, Bandra (E)
Mumbai 400 051

Attn: Listing Dept.

Dear Sir


Sub: Shareholding Pattern

Ref: BSE - 500002 / NSE - ABB

Pursuant to Clause 35 of the Listing Agreement, we are enclosing herewith, in the prescribed format, the Shareholding Pattern of our Company for the quarter ended **March 31, 2014**.

Thanking you

Yours faithfully
For ABB India Limited




B Gururaj
Senior Vice President
Company Secretary



Encl: As above

(1)(a) STATEMENT SHOWING SHAREHOLDING PATTERN IN CLAUSE-35

NAME OF THE COMPANY: ABB INDIA LIMITED			
SCRIP CODE:	BSE : 500002	NSE : ABB	
Class of Security:			
QUARTER ENDED:	31.03.2014		
Partly paid-up shares		As a % of total no. of partly paid-up shares	As a % of total no. of shares of the Company.
Held by promoter/promoter group	0	0	0
Held by Public	0	0	0
Total:	0	0	0
Outstanding convertible securities:			As a % of total no. of shares of the Company assuming full conversion of the convertible securities
Held by promoter/promoter group	0	0	0
Held by Public	0	0	0
Total:	0	0	0
Warrants:			As a % of total no. of shares of the Company, assuming full conversion of warrants
Held by promoter/promoter group	0	0	0
Held by Public	0	0	0
Total:	0	0	0
Total paid-up capital of the Company, assuming full conversion of warrants and convertible securities	211908375	0	100.00



CATEGORY CODE	CATEGORY OF SHAREHOLDER	NO OF SHAREHOLDERS	TOTAL NUMBER OF SHARES	NO OF SHARES HELD IN DEMATERIALIZED FORM	TOTAL SHAREHOLDING AS A % OF TOTAL NO OF SHARES		SHARES PLEDGE OR OTHERWISE	
					AS a PERCENTAGE of (A+B)	As a PERCENTAGE of (A+B+C)	NUMBER OF SHARES	AS a PERCENTAGE (IX)=(VIII)/(IV)*100
(I)	(II)	(III)	(IV)	(V)	(VI)	(VII)	(VIII)	(IX)
(A)	PROMOTER AND PROMOTER GROUP							
(1)	INDIAN							
(a)	Individual /HUF	0	0	0	0.00	0.00	0	0.00
(b)	Central Government/State Government(s)	0	0	0	0.00	0.00	0	0.00
(c)	Bodies Corporate	0	0	0	0.00	0.00	0	0.00
(d)	Financial Institutions / Banks	0	0	0	0.00	0.00	0	0.00
(e)	Others	0	0	0	0.00	0.00	0	0.00
	Sub-Total A(1) :	0	0	0	0.00	0.00	0	0.00
(2)	FOREIGN							
(a)	Individuals (NRIs/Foreign Individuals)	0	0	0	0.00	0.00	0	0.00
(b)	Bodies Corporate	2	158931281	158931281	75.00	75.00	0	0.00
(c)	Institutions	0	0	0	0.00	0.00	0	0.00
(d)	Qualified Foreign Investor	0	0	0	0.00	0.00	0	0.00
(e)	Others	0	0	0	0.00	0.00	0	0.00
	Sub-Total A(2) :	2	158931281	158931281	75.00	75.00	0	0.00
	Total A=A(1)+A(2)	2	158931281	158931281	75.00	75.00	0	0.00
(B)	PUBLIC SHAREHOLDING							
(1)	INSTITUTIONS							
(a)	Mutual Funds /UTI	27	2765401	2765401	1.30	1.30		
(b)	Financial Institutions /Banks	51	23087204	23080004	10.89	10.89		
(c)	Central Government / State Government(s)	0	0	0	0.00	0.00		
(d)	Venture Capital Funds	0	0	0	0.00	0.00		
(e)	Insurance Companies	0	0	0	0.00	0.00		
(f)	Foreign Institutional Investors	78	9333852	9332547	4.40	4.40		
(g)	Foreign Venture Capital Investors	0	0	0	0.00	0.00		
(h)	Qualified Foreign Investor	0	0	0	0.00	0.00		
(i)	Others	0	0	0	0.00	0.00		
	Sub-Total B(1) :	156	35186457	35177952	16.60	16.60		
(2)	NON-INSTITUTIONS							
(a)	Bodies Corporate	833	1074880	1051559	0.51	0.51		
(b)	Individuals							
	(i) Individuals holding nominal share capital upto Rs.1 lakh	70025	16058922	13029376	7.58	7.58		
	(ii) Individuals holding nominal share capital in excess of Rs.1 lakh	3	255360	255360	0.12	0.12		
(c)	Others							
	NON RESIDENT INDIAN	1234	298765	294910	0.14	0.14		
	CLEARING MEMBERS	237	88554	88554	0.04	0.04		
	DIRECTORS & RELATIVES	2	3500	3500	0.00	0.00		
	TRUSTS	62	10656	4776	0.01	0.01		
(d)	Qualified Foreign Investor	0	0	0	0.00	0.00		
	Sub-Total B(2) :	72396	17790637	14728035	8.40	8.40		
	Total B=B(1)+B(2) :	72552	52977094	49905987	25.00	25.00		
	Total (A+B) :	72554	211908375	208837268	100.00	100.00		
(C)	Shares held by custodians, against which Depository Receipts have been Issued							
(1)	Promoter and Promoter Group							
(2)	Public	0	0	0	0.00	0.00		
	GRAND TOTAL (A+B+C) :	72554	211908375	208837268	100.00	0.00	0	0.00



Statement showing holding of securities (including shares, warrants, convertible securities) of persons belonging to the category "Promoter and Promoter Group"												
Sl.No	Name of the Shareholder	Details of Shares held		Encumbered shares (*)			Details of Warrants			Details of convertible securities		Total Shares (including underlying shares assuming full conversion of warrants and convertible securities) as a % of diluted share capital
		No. of Shares held (III)	As a % of grand total (A)-(B)-(C) (IV)	Pledge Shares (V)	AS a percentage (VI)=(V)/(III)*100 (VII)	AS a % of grand total (A) + (B) + (C) of sub-clause (I)(a) (VIII)	Number of warrants held (IX)	As a % total number of warrants of the same class (X)	Number of convertible securities held (XI)	As a % total number of convertible securities of the same class (XII)		
1	ABB ASEA BROWN BOVERI LTD	146390951	69.08	0	0.00	0	0.00	0	0.00	0	0.00	69.08
2	ABB NORDEN HOLDING AB	12540330	5.92	0	0.00	0	0.00	0	0.00	0	0.00	5.92
TOTAL :		158831281	75.00	0	0.00	0	0.00	0	0.00	0	0.00	75.00



(1)(c)(i) Statement showing holding of securities (including shares, warrants, convertible securities) of persons belonging to the category "Public" and holding more than 1% of the total number of shares						
Sr.No.	Name of the shareholder	Number of shares held	Shares as a percentage of total number of shares (i.e., Grant total (A)+(B)+(C) indicated in Statement at para (1)(a) above)	Details of warrants		Total shares (including underlying shares assuming full conversion of warrants and convertible securities) as a % of diluted share capital
				Number of warrants held	As a % total number of warrants of the same class	
				Number of convertible securities held	% w.r.t total number of convertible securities of the same class	
1	LIFE INSURANCE CORPORATION OF INDIA	18061431	8.52	0	0.00	8.52
2	ABERDEEN GLOBAL INDIAN EQUITY FUND (MAJURITIUS) LIMITED	4928469	2.33	0	0.00	2.33
TOTAL :				0	0.00	10.85





Statement showing holding of securities (including shares, warrants, convertible securities) of persons (together with PAC) belonging to the category "Public" and holding more than 5% of the total number of shares of the company						
Sr.No.	Name(s) of the shareholder(s) and the Person	Number of shares held	Shares as a percentage of total number of shares (i.e., Grant total (A)+(B)+(C) indicated in Statement at para (i)(a) above)	Details of warrants		Total shares (including underlying shares assuming full conversion of warrants and convertible securities) as a % of diluted share capital)
				Number of warrants held	As a % total number of warrants of the same class	
1	LIFE INSURANCE CORPORATION OF INDIA	18061431	8.52	0	0.00	0.00
TOTAL :		18061431	8.52	0	0.00	0.00

STATEMENT SHOWING DETAILS OF LOCKED-IN SHARES	
Sr.No.	Name of the shareholder
	Number of locked-in shares
TOTAL :	
	0

STATEMENT SHOWING DETAILS OF DEPOSITORY RECEIPTS (DRS)		
Type of outstanding DR (ADRs, GDRs, SDRs, etc.)	Number of outstanding DRS	Shares underlying outstanding DRS as a percentage of total number of shares (i.e., Grand Total)
	0	0
TOTAL :		
	0	0

Statement showing Holding of Depository Receipts (DRs), where underlying shares held by		
Name of the DR Holder	Type of outstanding DR (ADRs, GDRs, SDRs, etc.)	Number of shares underlying outstanding DRs as a percentage of total number of shares (i.e., Grand Total (A)+(B)+(C) indicated in Statement
		0
TOTAL :		
		0

