


INSTA FINANCE LIMITED

205, UNIQUE CENTRE, SAYAJIGUNJ, ABOVE KANSAR HOTEL, VADODARA, 395000

QUARTERLY REPORTING ON UNAUDITED FINANCIAL RESULTS AND SEGMENT WISE REVENUE RESULTS AND CAPITAL EMPLOYED UNDER CLAUSE 41 OF THE LISTING AGREEMENT ENDED ON 30-09-2015 (RS. IN LAKHS)

SR.NO	PARTICULARS	FOR THE QUARTER ENDED ON 30-09-2015 (unaudited)	FOR THE QUARTER ENDED ON 30-06-2015 (unaudited)	FOR THE QUARTER ENDED ON 30-09-2014 (unaudited)	YEAR TO DATE FIGURE FOR THE PERIOD ENDED 30-09-2015 (UN-AUDITE)	YEAR TO DATE FIGURE FOR THE PERIOD ENDED 30-09-2014 (UN-AUDITE)	YEAR TO DATE FIGURE FOR THE PERIOD ENDED 31-03-2015 (AUDITED)
1	(A) NET SALES/INCOME FROM OPERATIONS,	26.52	16.32	15.69	42.84	22.90	64.25
	(B) OTHER OPERATING INCOME	0.00	0.00	0.14	0.00	0.29	-655.28
	TOTAL INCOME (1+2)	26.52	16.32	15.83	42.84	23.19	-591.03
2	EXPENDITURE						
	(A) COST OF RAW MATERIALS CONSUMED	0.00	0.00	0.00	0.00	0.00	0.00
	(B) PURCHASE OF STOCK-IN-TRADE	23.91	15.28	13.38	39.19	18.83	58.13
	(C) CHANGES IN INVENTORIES	0.00	0.00	0.00	0.00	0.00	0.00
	(D) EMPLOYEE COST	0.60	0.60	0.60	1.20	1.25	2.45
	(E) DEPRECIATION AND AMORTISATION EXP	0.00	0.00	0.00	0.00	0.00	0.00
	(F) OTHER EXPENDITURE	1.35	1.22	0.68	2.57	1.57	3.41
	(G) TOTAL	25.86	17.10	14.66	42.96	21.65	63.99
	(Any item exceeding 10% of the total expenditure to be shown separately)						
3	PROFIT FROM OPERATIONS BEFORE OTHER INCOME, INTEREST AND EXCEPTIONAL ITEMS (1-2)	0.66	-0.78	1.17	-0.12	1.54	-655.02
4	OTHER INCOME	0.00	0.00	0.00	0.00	0.00	0.00
5	PR. BEFORE FINANCE COST & EXCEPTIONAL ITEMS (3+4)	0.66	-0.78	1.17	-0.12	1.54	-655.02
6	FINANCE COST	0.00	0.00	0.00	0.00	0.00	0.00
7	PR. AFTER INT. & EXCEPTIONAL ITEMS (5-6)	0.66	-0.78	1.17	-0.12	1.54	-655.02
8	EXCEPTIONAL ITEMS	0.00	0.00	0.00	0.00	0.00	0.00
9	PROFIT(+)/ LOSS(-) FROM ORDINARY ACTIVITIES BEFORE TAX	0.66	-0.78	1.17	-0.12	1.54	-655.02
10	TAX EXPENSE	0.00	0.00	0.00	0.00	0.00	0.00
11	NET PROFIT(+)/ LOSS(-) FROM ORDINARY ACTIVITIES AFTER TAX (9-10)	0.66	-0.78	1.17	-0.12	1.54	-655.02
12	EXTRA ORDINARY ITEMS (net of tax expenses Rs. _____)	0.00	0.00	0.00	0.00	0.00	0.00
13	NET PROFIT (+)/ LOSS (-) FOR THE PERIOD (11-12)	0.66	-0.78	1.17	-0.12	1.54	-655.02
14	SHARE OF PROFIT/LOSS OF ASSOCIATES	0.00	0.00	0.00	0.00	0.00	0.00
15	MINORITY INTEREST	0.00	0.00	0.00	0.00	0.00	0.00
16	NET PROFIT (+)/ LOSS (-) FOR THE PERIOD (13+14+15)	0.66	-0.78	1.17	-0.12	1.54	-655.02
17	PAID UP EQ. SHARE CAPITAL (FACE VALUE OF THE SHARE SHALL BE INDICATED) (Rs. 5/- per share)	1000.00	1000.00	1000.00	1000.00	1000.00	1000.00
18	RESERVES EXCL. REV. RES. AS PER B/S. OF PRV. A/CING YR.	0.00	0.00	0.00	0.00	0.00	0.00
19	EPS						
	(A) Basic and Diluted Before Extra Ordinary Items	0.00	0.00	0.00	0.00	0.00	0.00
	(B) Basic and Diluted After Extra Ordinary Items	0.00	0.00	0.00	0.00	0.00	0.00
PART II	PARTICULARS OF SHAREHOLDING						
1	Public Share Holding						
	a) Number of shares	14313520	14313520	14313520	14313520	14313520	14313520
	b) Percentage of shareholding	71.57	71.57	71.57	71.57	71.57	71.57




2	Promoter and promoter group Shareholding						
a	Pledged/encumbered						
	Number of shares	0.00	0.00	0.00	0.00	0.00	0.00
	% of shares as a % of Total share holding of promoter and promoter group	0.00	0.00	0.00	0.00	0.00	0.00
	i % shares as % of total share capital	0.00	0.00	0.00	0.00	0.00	0.00
b	b) Non encumbered						
	- No of Shares	5686480	5686480	5686480	5686480	5686480	5686480
	- % of shares (as a % of the total shareholding of promoter and promoter group)	28.43	28.43	28.43	28.43	28.43	28.43
	- % of shares (as a % of the total shareholding of company)	100	100	100	100	100	100

NOTE:

- (1) RESULT WERE REVIEWED BY THE AUDIT COMMITTEE AND APPROVED BY THE BOARD OF DIRECTORS AT MEETING HELD ON 09-11-2015
(2) THE COMPANY'S REPORTS ARE BASED ON ACCOUNTING STANDARDS ISSUED BY THE INSTITUTE OF CHARTERED ACCOUNTANT OF INDIA.
(3) INVESTOR COMPLAINTS PENDING AT THE BEGINING OF THE QUARTER 2.
RECIEVED DURING THE QUARTER Nil,
RESOLVED DURING THE QUATER Nil,
UNRESOLVED AT THE ENDING OF THE QUARTER 2.

PLACE :	VADODARA	FOR AND ON BEHALF OF BOARD OF DIRECTORS Sd/ DIRECTOR
DATE :	09/11/2015	




**DISCLOSURE OF ASSETS AND LIABILITIES AS PER CLAUSE 41 (1) (ea) OF THE LISTING AGREEMENT
FOR THE HALF YEAR ENDED 30.09.2015**

Particulars	UNAUDITED	AUDITED
	As at 30.09.2015 Rs.	As at 31.03.2015 Rs.
A LIABILITIES		
1 EQUITY & LIABILITIES		
1 Shareholders Funds		
(a) Share Capital	10,00,00,000	10,00,00,000
(b) Reserves & Surplus	(7,61,44,115)	(7,64,77,615)
2 Non Current Liabilities		
(a) Long Term Borrowings	2,54,176	2,54,176
(b) Deferred Tax Liabilities (Net)		
(c) Long Term Provisions		
3 Current Liabilities		
(a) Short Term Borrowings	4,10,22,558	-
(b) Trade Payables		
(c) Other Current Liabilities	1,17,360	4,23,56,322
(d) Short Term Provisions	7,445	7,445
2 MINORITY INTEREST		
TOTAL OF EQUITY & LIABILITIES	6,52,57,424	6,61,40,328
B ASSETS		
1 NON CURRENT ASSETS		
(a) Fixed Assets		
I Tangible Assets	52,358	73,857
II Intangible Assets		
(b) Goodwill		
(c) Non Current Investments	4,10,73,856	4,06,37,305
(d) Long Term Loans & Advances		
(e) Other Non Current Assets		
2 CURRENT ASSETS		
(a) Inventories		
(b) Trade Receivables	2,13,60,874	1,91,35,130
(c) Cash & Cash Equivalent	6,12,336	6,94,343
(d) Short Term Loans & Advances	21,58,000	55,99,694
(e) Other Current Assets		
(f) Current Investments		
3 MISCELLANEOUS EXPENDITURE		
TOTAL OF ASSETS	6,52,57,424	6,61,40,328

Place: Vadodara
Date: 09/11/2015

By Order of the Board
For Insta Finance Ltd


Director

