

(1)(a) STATEMENT SHOWING SHAREHOLDING PATTERN IN CLAUSE-35

NAME OF THE COMPANY: ESHA MEDIA RESEARCH LIMITED				
SCRIP CODE:	531259	Name of the Scrip:		
Class of Security:				
QUARTER ENDED:	30/06/2015			
Partly paid-up shares	No. of partly paid-up shares	As a % of total no. of partly paid-up shares	As a % of total no. of shares of the Company.	
Held by promoter/promoter group	0			
Held by Public	0			
Total:	0	0	0	0
Outstanding convertible securities:	No. of outstanding securities	As a % of total no. of outstanding convertible securities.	As a % of total no. of shares of the Company assuming full conversion of the convertible securities	
Held by promoter/promoter group	0			
Held by Public	0			
Total:	0	0	0	0
Warrants:	No. of warrants	As a % of total no. of warrants	As a % of total no. of shares of the Company, assuming full conversion of warrants	
Held by promoter/promoter group	0			
Held by Public	0			
Total:	0	0	0	0
Total paid-up capital of the Company, assuming full conversion of warrants and convertible securities	7806930		100,00	



CATEGORY CODE	CATEGORY OF SHAREHOLDER	NO OF SHAREHOLDERS	TOTAL NUMBER OF SHARES	NO OF SHARES HELD IN DEMATERIALIZED FORM	TOTAL SHAREHOLDING AS A % OF TOTAL NO OF SHARES		SHARES PLEDGE OR OTHERWISE ENCUMBERED	
					AS a PERCENTAGE of (A+B) (VI)	AS a PERCENTAGE of (A+B+C) (VII)	NUMBER OF SHARES (VIII)	(IX)=(VIII)/(IV)*100
(I)	(II)	(III)	(IV)	(V)	(VI)	(VII)	(VIII)	(IX)=(VIII)/(IV)*100
(A)	PROMOTER AND PROMOTER GROUP							
(1)	INDIAN							
(a)	Individual/HUF	40	3494175	3101311	44.76	44.76	0	0.00
(b)	Central Government/State Government(s)	0	0	0	0.00	0.00	0	0.00
(c)	Bodies Corporate	6	992616	647350	12.71	12.71	0	0.00
(d)	Financial Institutions / Banks	0	0	0	0.00	0.00	0	0.00
(e)	Others	0	0	0	0.00	0.00	0	0.00
	Sub-Total A(1) :	46	4486791	3748661	57.47	57.47	0	0.00
(2)	FOREIGN							
(a)	Individuals (NRIs/Foreign Individuals)	0	0	0	0.00	0.00	0	0.00
(b)	Bodies Corporate	0	0	0	0.00	0.00	0	0.00
(c)	Institutions	0	0	0	0.00	0.00	0	0.00
(d)	Qualified Foreign Investor	0	0	0	0.00	0.00	0	0.00
(e)	Others	0	0	0	0.00	0.00	0	0.00
	Sub-Total A(2) :	0	0	0	0.00	0.00	0	0.00
	Total A=A(1)+A(2)	46	4486791	3748661	57.47	57.47	0	0.00
(B)	PUBLIC SHAREHOLDING							
(1)	INSTITUTIONS							




CATEGORY CODE	CATEGORY OF SHAREHOLDER	NO OF SHAREHOLDERS	TOTAL NUMBER OF SHARES	NO OF SHARES HELD IN DEMATERIALIZED FORM	TOTAL SHAREHOLDING AS A % OF TOTAL NO OF SHARES		SHARES PLEDGE OR OTHERWISE ENCUMBERED	
					AS a PERCENTAGE of (A+B) (VI)	As a PERCENTAGE of (A+B+C) (VII)		
(I)	(II)	(III)	(IV)	(V)	(VI)	(VII)	(VIII)	(IX)=(VIII)/(IV)*100
(a)	Mutual Funds /UTI	0	0	0	0.00	0.00		
(b)	Financial Institutions /Banks	1	1000	1000	0.01	0.01		
(c)	Central Government / State Government(s)	0	0	0	0.00	0.00		
(d)	Venture Capital Funds	0	0	0	0.00	0.00		
(e)	Insurance Companies	0	0	0	0.00	0.00		
(f)	Foreign Institutional Investors	0	0	0	0.00	0.00		
(g)	Foreign Venture Capital Investors	0	0	0	0.00	0.00		
(h)	Qualified Foreign Investor	0	0	0	0.00	0.00		
(i)	Others	0	0	0	0.00	0.00		
	Sub-Total B(1) :	1	1000	1000	0.01	0.01		
(2)	NON-INSTITUTIONS							
(a)	Bodies Corporate	34	1938469	1907469	24.83	24.83		
(b)	Individuals							
	(i) Individuals holding nominal share	975	421500	225270	5.40	5.40		
	(ii) Individuals holding nominal share capital in excess of Rs.1 lakh	18	958910	858874	12.28	12.28		
(c)	Others							
	CLEARING MEMBERS	1	10	10	0.00	0.00		
	NON RESIDENT INDIANS	1	250	250	0.00	0.00		
(d)	Qualified Foreign Investor	0	0	0	0.00	0.00		

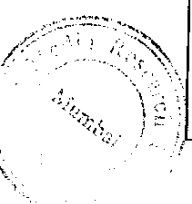
CATEGORY CODE	CATEGORY OF SHAREHOLDER	NO OF SHAREHOLDERS (iii)	TOTAL NUMBER OF SHARES (iv)	NO OF SHARES HELD IN DEMATERIALIZED FORM (v)	TOTAL SHAREHOLDING AS A % OF TOTAL NO OF SHARES		SHARES PLEDGE OR OTHERWISE ENCUMBERED	
					AS a PERCENTAGE of (A+B) (vi)	As a PERCENTAGE of (A+B+C) (vii)	NUMBER OF SHARES (viii)	AS a PERCENTAGE (ix)=(viii)/(iv)*100
	Sub-Total B(2) :	1029	3319139	2991873	42.52	42.52		
	Total B=B(1)+B(2) :	1030	3320139	2992873	42.53	42.53		
	Total (A+B) :	1076	7806930	6741534	100.00	100.00		
(C)	Shares held by custodians, against which Depository Receipts have been issued							
(1)	Promoter and Promoter Group							
(2)	Public	0	0	0	0.00	0.00		
	GRAND TOTAL (A+B+C) :	1076	7806930	6741534	100.00	0.00	0	0.00



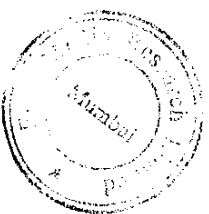
Statement showing holding of securities (including shares, warrants, convertible securities) of persons belonging to the category "Promoter and Promoter Group"													
(I)(b)	Sr.No	Name of the Shareholder	Details of Shares held			Encumbered shares (*)			Details of Warrants		Details of convertible securities		Total Shares (including underlying shares assuming full conversion of warrants and convertible securities) as a % of diluted share capital
			No. of Shares held	As a % of grand total (A)+(B)+ (C)	Pledge Shares (V)	AS a percentage (VI)=(V)/(III)*100	AS a % of grand total (A) + (B) + (C) of sub-clause (I)(a)	Number of warrants held (VIII)	As a % total number of warrants of the same class (IX)	Number of convertible securities held (X)	As a % total number of convertible securities of the same class (XI)		
(I)	(II)	(III)	(IV)	(V)	(VI)=(V)/(III)*100	(VII)	(VIII)	(IX)	(X)	(XI)	(XII)		
	1	R S IYER	630091	8.07	0	0.00	0	0.00	0	0.00	0	0.00	8.07
	2	RAGHAVA RAJU PENMATSA	605643	7.76	0	0.00	0	0.00	0	0.00	0	0.00	7.76
	3	SUPREME CONSTRUCTION AND DEVELOPERS PVT LTD	363924	4.66	0	0.00	0	0.00	0	0.00	0	0.00	4.66




SUPREME CONSTRUCTIONS &																			
4 DEVELOPERS PVT LTD	345166	4.42	0																
5 SHILPA VINOD PAWAR	317550	4.07	0	0.00	0.00	0	0.00	0.00	0	0.00	0	0.00	0.00						4.42
6 JYOTI MAHADEV BABAR	317550	4.07	0	0.00	0.00	0	0.00	0.00	0	0.00	0	0.00	0.00						4.07
7 SAKSHI SAMIR PARAB	317550	4.07	0	0.00	0.00	0	0.00	0.00	0	0.00	0	0.00	0.00						4.07
8 SHRIDHAR P IYER	200000	2.56	0	0.00	0.00	0	0.00	0.00	0	0.00	0	0.00	0.00						4.07
9 R S IYER	199892	2.56	0	0.00	0.00	0	0.00	0.00	0	0.00	0	0.00	0.00						2.56
10 APBC PRINTING INKS P LTD	143550	1.84	0	0.00	0.00	0	0.00	0.00	0	0.00	0	0.00	0.00						2.56
11 MUKESH AGRAWAL	133210	1.71	0	0.00	0.00	0	0.00	0.00	0	0.00	0	0.00	0.00						1.84
12 BINOD FERRO ALLOYS PVT LTD	125876	1.61	0	0.00	0.00	0	0.00	0.00	0	0.00	0	0.00	0.00						1.71
13 ROHIT KAMALAKSHA RAO	100000	1.28	0	0.00	0.00	0	0.00	0.00	0	0.00	0	0.00	0.00						1.61
14 JAYESH HARAKCHAND SHAH	98853	1.27	0	0.00	0.00	0	0.00	0.00	0	0.00	0	0.00	0.00						1.28
15 P NAGAMANI	98110	1.26	0	0.00	0.00	0	0.00	0.00	0	0.00	0	0.00	0.00						1.27
16 ROHIT SINGH	90000	1.15	0	0.00	0.00	0	0.00	0.00	0	0.00	0	0.00	0.00						1.26
17 RANJAN SEBASTIAN KOCHERRY	90000	1.15	0	0.00	0.00	0	0.00	0.00	0	0.00	0	0.00	0.00						1.15
18 VAIDYANATHAN K	45945	0.59	0	0.00	0.00	0	0.00	0.00	0	0.00	0	0.00	0.00						1.15
19 LAKSHMI V	32900	0.42	0	0.00	0.00	0	0.00	0.00	0	0.00	0	0.00	0.00						0.59
20 LAKSHMI VAIDYALINGAM	30000	0.38	0	0.00	0.00	0	0.00	0.00	0	0.00	0	0.00	0.00						0.42
21 ARCHANA K IYER	30000	0.38	0	0.00	0.00	0	0.00	0.00	0	0.00	0	0.00	0.00						0.38
22 ADITYA LOONKAR	20000	0.26	0	0.00	0.00	0	0.00	0.00	0	0.00	0	0.00	0.00						0.38
23 UPASANA S PARASAMPURIA	20000	0.26	0	0.00	0.00	0	0.00	0.00	0	0.00	0	0.00	0.00						0.26
24 HY-GROWTH FINANCE LTD	14000	0.18	0	0.00	0.00	0	0.00	0.00	0	0.00	0	0.00	0.00						0.26
25 P MAHENDRA	12500	0.16	0	0.00	0.00	0	0.00	0.00	0	0.00	0	0.00	0.00						0.18
26 P NARENDRA	12417	0.16	0	0.00	0.00	0	0.00	0.00	0	0.00	0	0.00	0.00						0.16
27 GIRIRAJ CHARAN	10000	0.13	0	0.00	0.00	0	0.00	0.00	0	0.00	0	0.00	0.00						0.16
28 SHAH VINILABEN AMRUT	8949	0.11	0	0.00	0.00	0	0.00	0.00	0	0.00	0	0.00	0.00						0.13
																			0.11




29	JEETENDRA CHARUDATTA MURKUTE	8000	0.10	0	0.00	0.00	0	0.00	0	0.00	0	0.00	0	0.00	0.10
30	HARSHA	6945	0.09	0	0.00	0.00	0	0.00	0	0.00	0	0.00	0	0.00	0.09
31	SWATI	6945	0.09	0	0.00	0.00	0	0.00	0	0.00	0	0.00	0	0.00	0.09
32	HEMANTH	6945	0.09	0	0.00	0.00	0	0.00	0	0.00	0	0.00	0	0.00	0.09
33	ALEKHA	6945	0.09	0	0.00	0.00	0	0.00	0	0.00	0	0.00	0	0.00	0.09
34	V P VENKATRAMAN	5278	0.07	0	0.00	0.00	0	0.00	0	0.00	0	0.00	0	0.00	0.07
35	B SHOBA RANI	5000	0.06	0	0.00	0.00	0	0.00	0	0.00	0	0.00	0	0.00	0.06
36	P INDIRA PARVATHI	5000	0.06	0	0.00	0.00	0	0.00	0	0.00	0	0.00	0	0.00	0.06
37	SARIPUDI PRAMEELA	4800	0.06	0	0.00	0.00	0	0.00	0	0.00	0	0.00	0	0.00	0.06
38	P SOWMYA	4250	0.05	0	0.00	0.00	0	0.00	0	0.00	0	0.00	0	0.00	0.05
39	K BALASUBRAMANYAM	4167	0.05	0	0.00	0.00	0	0.00	0	0.00	0	0.00	0	0.00	0.05
40	PRANAY SRINIVASAN	2400	0.03	0	0.00	0.00	0	0.00	0	0.00	0	0.00	0	0.00	0.03
41	VISHWANATHAN	2400	0.03	0	0.00	0.00	0	0.00	0	0.00	0	0.00	0	0.00	0.03
42	CHITRA KRISHNAMURTHY	2400	0.03	0	0.00	0.00	0	0.00	0	0.00	0	0.00	0	0.00	0.03
43	P SWARAJYA LAKSHMI	1160	0.01	0	0.00	0.00	0	0.00	0	0.00	0	0.00	0	0.00	0.01
44	BUTCHI RAJU P	310	0.00	0	0.00	0.00	0	0.00	0	0.00	0	0.00	0	0.00	0.00
45	HY-GROWTH FIN & INV CONSULT S P LTD	100	0.00	0	0.00	0.00	0	0.00	0	0.00	0	0.00	0	0.00	0.00
46	SHIVRAM JAGANNATH ANGNE	70	0.00	0	0.00	0.00	0	0.00	0	0.00	0	0.00	0	0.00	0.00
TOTAL :		4486791	57.47	0	0.00	0.00	0	0.00	0	0.00	0	0.00	0	0.00	57.47



(1)(c)(i)	Statement showing holding of securities (including shares, warrants, convertible securities) of persons belonging to the category "Public" and holding more than 1% of the total number of shares	Number of shares held	Shares as a percentage of total number of shares {i.e., Grant total (A)+(B)+⊙ indicated in Statement at para (1)(a)}	Details of warrants		Details of convertible securities		Total shares (including underlying shares assuming full conversion of warrants and convertible securities) as a % of diluted share capital)
Sr.No.	Name of the shareholder			Number of warrants held	As a % total number of warrants of the same class	Number of convertible securities held	% w.r.t total number of convertible securities of the same class	
	STONERIDGE ADVISORS							
1	PRIVATE LIMITED	1600055	20.50	0	0.00	0	0.00	20.50
2	SRINIVASAN RAJALAKSHMI	300000	3.84	0	0.00	0	0.00	3.84
3	RGE DIGITAL IMAGING SOLUTIONS PVT LTD	143743	1.84	0	0.00	0	0.00	1.84
4	PARVATI SANKAR NARAYANAN	100036	1.28	0	0.00	0	0.00	1.28
5	SWARAJYA LAKSHMI PENNETSA	98300	1.26	0	0.00	0	0.00	1.26
	TOTAL :	2242134	28.72	0	0.00	0	0.00	28.72



(i)(c)(ii)	Statement showing holding of securities (including shares, warrants, convertible securities) of persons (together with PAC)									
Sr.No.	Name(s) of the shareholder(s) and the Persons Acting in Concert (PAC) with them	Number of shares held	Shares as a percentage of total number of shares {i.e., Grant total (A)+(B)+(C) indicated in Statement at para (i)(a) above}	Details of warrants		Details of convertible securities		Total shares (including underlying shares assuming full conversion of warrants and convertible securities) as a % of diluted share capital)		
				Number of warrants held	As a % total number of warrants of the same class	Number of convertible securities held	% w.r.t total number of convertible securities of the same class			
1	STONERIDGE ADVISORS PRIVATE LIMITED	1600055	20.50	0	0.00	0	0.00	20.50		
TOTAL :		1600055	20.50	0	0.00	0	0.00	20.50		



(1)(d)	STATEMENT SHOWING DETAILS OF LOCKED-IN SHARES"			
Sr.No.	Name of the shareholder	Number of locked-in shares	Locked-in shares as a (%) percentage of total number of shares (i.e, Grand Total (A)+(B)+(C) Indicated in Statement at para (1)(a) above)	
1	SHILPA VINOD PAWAR	316000	4.05	Promoter/Promoter Group/Public
2	JYOTIL MAHADEV BABAR	316000	4.05	PROMOTER/PROMOTER GROUP
3	SAKSHI SAMIR PARAB	316000	4.05	PROMOTER/PROMOTER GROUP
4	R S IYER	202834	2.60	PROMOTER/PROMOTER GROUP
	TOTAL :	1150834	14.74	

Statement showing Holding of Depository Receipts (DRs), where underlying shares held by "Promoter/Promoter group" are in excess of 1% of the total number shares.				
(ii)(b)				
Sr.No.	Name of the DR Holder	Type of outstanding DR (ADRs, GDRs, SDRs, etc.)	Number of shares underlying outstanding DRs	Shares underlying outstanding DRs as a percentage of total number of shares (i.e., Grand Total (A)+(B)+(C) indicated in Statement at para (i)(a) above}
TOTAL :				
			0	0

