



(1) (a) Statement showing Shareholding Pattern

Name of the Company: Pix Transmissions Limited		BSE-500333		, NSE-		; Equity		
Scrip Code, Name of the scrip, class of security:		30.06.2015						
Quarter ended: 30.06.2015								
<b>Partly paid-up shares:-</b>		<b>No. of partly paid-up shares</b>		<b>As a % of total no. of partly paid-up shares</b>		<b>As a % of total no. of shares of the company</b>		
Held by Promoter / Promoter Group	0	0.00		0.00		0.00		
Held by public	0	0.00		0.00		0.00		
<b>Total</b>	<b>0</b>	<b>0.00</b>		<b>0.00</b>		<b>0.00</b>		
<b>Outstanding convertible securities:-</b>		<b>No. of outstanding securities</b>		<b>As a % of total No. of outstanding convertible securities</b>		<b>As a % of total no. of shares of the company, assuming full conversion of the convertible securities</b>		
Held by Promoter / Promoter Group	0	0.00		0.00		0.00		
Held by public	0	0.00		0.00		0.00		
<b>Total</b>	<b>0</b>	<b>0.00</b>		<b>0.00</b>		<b>0.00</b>		
<b>Warrants:-</b>		<b>No. of warrants</b>		<b>As a % of total no. of warrants</b>		<b>As a % of total no. of shares of the company, assuming full conversion of warrants</b>		
Held by Promoter / Promoter Group	0	0.00		0.00		0.00		
Held by public	0	0.00		0.00		0.00		
<b>Total</b>	<b>0</b>	<b>0.00</b>		<b>0.00</b>		<b>0.00</b>		
<b>Total paid-up capital of the company assuming full conversion of warrants and convertible securities</b>								<b>13625200</b>




Category Code	Category of shareholder	Number of shareholders	Total number of shares	Number of shares held in dematerialised form	Total Shareholding as a percentage of total number of shares		Shares pledged or otherwise encumbered	
					As a percentage of (A+B) (VI)	As a percentage of (A+B+C) (VII)	Number of shares (VIII)	As a percentage (IX) = (VIII)/(IV)*100
(I)	Promoter and Promoter Group	(III)	(IV)	(V)	(VI)	(VII)	(VIII)	(IX)
1	Indian							
(a)	Individuals/Hindu Undivided Family	20	8266190	8266190	60.67	60.67	0	0.00
(b)	Central Government/State Government(s)	0	0	0	0.00	0.00	0	0.00
(c)	Bodies Corporate	0	0	0	0.00	0.00	0	0.00
(d)	Financial Institutions / Banks	0	0	0	0.00	0.00	0	0.00
(e)	Any Other (specify)	0	0	0	0.00	0.00	0	0.00
	Sub Total (A)(1)	0	0	0	0.00	0.00	0	0.00
2	Foreign	10	8266190	8266190	60.67	60.67	0	0.00
(a)	Individuals (Non-Resident Individuals/Foreign Individuals)	0	0	0	0.00	0.00	0.00	0.00
(b)	Bodies Corporate	0	0	0	0.00	0.00	0.00	0.00
(c)	Institutions	0	0	0	0.00	0.00	0.00	0.00
(d)	Qualified Foreign Investors	0	0	0	0.00	0.00	0.00	0.00
(e)	Any Other (specify)	0	0	0	0.00	0.00	0.00	0.00
	Sub Total (A)(2)	0	0	0	0.00	0.00	0.00	0.00
	Total Shareholding of Promoter and Promoter Group (A)=(A)(1)+(A)(2)	10	8266190	8266190	60.67	60.67	0.00	0.00
(B)	Public shareholding							
1	Institutions							
(a)	Mutual Funds/UTI	0	0	0	0.00	0.00	-	-
(b)	Financial Institutions / Banks	3	2400	0	0.02	0.02	-	-
(c)	Central Government/State Government(s)	0	0	0	0.00	0.00	-	-
(d)	Venture Capital Funds	0	0	0	0.00	0.00	-	-
(e)	Insurance Companies	0	0	0	0.00	0.00	-	-
(f)	Foreign Institutional Investors	0	0	0	0.00	0.00	-	-
(g)	Foreign Venture Capital Investors	0	0	0	0.00	0.00	-	-
(h)	Qualified Foreign Investors	0	0	0	0.00	0.00	-	-
(i)	Any Other (specify)	0	0	0	0.00	0.00	-	-
	Sub Total (B) (1)	3	2400	0	0.02	0.02	-	-



2	Non-institutions									
(a)	Bodies Corporate	173	908383	892283	6.67	6.67	358830	39.57		
(b) (i)	Individuals - shareholders holding nominal share capital up to Rs 1 Lakh	16712	3227932	2104247	23.69	23.69	-	0.00		
(ii)	Individual shareholders holding nominal share capital in excess of Rs. 1 Lakh	28	950700	950700	6.9775	6.9775	-	0.00		

Category code	Category of shareholder	Number of shareholders	Total number of shares	Number of shares held in dematerialised form	Total shareholding as a percentage of total number of shares		Shares pledged or otherwise encumbered	
					As a percentage of (A+B) (VI)	As a percentage of (A+B+C) (VII)	Number of shares (VIII)	As a percentage (IX) = (VIII)/(V)*100
(I)	Qualified Foreign Investors (III)	0	0	0	0.0000	0.0000	-	-
(c)	Any Other							
(d)	Non Resident Indians (Repatriation)	26	40279	40279	0.3	0.3	-	-
i	Non Resident Indians (Non Repatriation)	13	10401	10401	0.08	0.08	-	-
ii	Market Maker	3	1126	1126	0.01	0.01	-	-
iii	Clearing Member	35	32042	32042	0.24	0.24	-	-
iv	Directors / Relatives	3	179821	179746	1.32	1.32	-	-
v	Hindu Undivided Family	7	2326	2326	0.02	0.0171	-	-
vi	Overseas Bodies Corporates	1	2600	0	0.02	0.02	-	-
	Sub Total (B)(2)	17001	5356610	4213150	39.32	39.32	370,100	6.89
	Total Public Shareholding Public Group (B)=(B)(1)+(B)(2)	17004	5359010	4213150	39.34	39.34	370100	6.88
	Total (A)+(B)	17014	13625200	12479340	100	100	370100	2.72
(C)	Shares held by custodians and against which Depository Receipts have been issued							
i	Promoter and Promoter group	0	0	0	0.00	0.00	0.00	0.00
ii	Public	0	0	0	0.00	0.00	0.00	0.00
	Sub Total (C)	0	0	0	0	0	0	0
	GRAND TOTAL (A)+(B)+(C)	17014	13625200	12479340	100	100	359,830	2.64





(1)(b) Statement showing holding of securities (including shares, warrants, convertible securities) of persons belonging to the category "Promoter and Promoter Group"

Sr. No.	Name of the shareholder	Details of Shares held		Encumbered shares			Details of warrants		Details of convertible securities		Total shares (including underlying shares assuming full conversion of warrants and convertible securities) as a % of diluted share capital
		Number of shares held	As a % of grand total (A)+(B)+(C)	No.	As a percentage (VI)=(V)/(II)*100	As a % of grand total (A)+(B)+(C) of sub-clause (i)(a)	Number of warrants held	As a % total number of warrants of the same class	Number of securities held	As a % total number of convertible securities of the same class	
(I)	(II)	(III)	(IV)	(V)	(VI)=(V)/(II)*100	(VII)	(VIII)	(IX)	(X)	(XI)	(XII)
1	SONEPAL SINGH SETHI AACPS1911I	1501208	11.02	0	0.00	0.00					
2	SINGH RISHIPAL SETHI A1GFS6579K	1155857	8.48	0	0.00	0.00					
3	AMARRPAL SINGH SETHI - AACPS1910K	1019650	7.48	0	0.00	0.00					
4	KARANPAL SETHI AZAPS2423E	961360	7.06	0	0.00	0.00					
5	NIRMAL SETHI AAMPS3994B	959212	7.04	0	0.00	0.00					
6	SUKHPAL SINGH SETHI AACPS1909C	853645	6.27	0	0.00	0.00					
7	INDERJEET SETHI AAMPS3995A	841901	6.18	0	0.00	0.00					
8	DAVINDER SETHI AAMPS3992H	656857	4.82	0	0.00	0.00					
9	KAMALPREET SETHI AAMPS3993G	222700	1.63	0	0.00	0.00					
10	SABA SETHI AZAPS2424D	93800	0.69	0	0.00	0.00					
	TOTAL	8266190	60.67	0	0.00	0.00					




(1)(c)(i) Statement showing holding of securities (including shares, warrants, convertible securities) of persons belonging to the category "Public" and holding more than 1% of the total number of shares

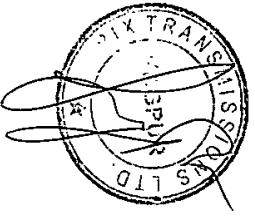
Sr. No.	Name of the shareholder	Number of shares held	Shares as a percentage of total number of shares i.e., Grand Total (A)+(B)+(C) indicated in Statement at para (1)(a) above]	Details of warrants		Details of convertible securities		Total shares (including underlying shares assuming full conversion of warrants and convertible securities) as a % of diluted share capital
				Number of warrants held	As a % total number of warrants of the same class	Number of convertible securities held	% w.r.t total number of convertible securities of the same class	
1	ARCADIA SHARE & STOCK BROKERS PVT. LTD	360844	2.65					
2	RAYOG SHARE AND STOCK BROKERS LTD	295303	2.17					
3	SHASHANK S KHADE	162857	1.20					
4	SHIRLEY PAUL	156996	1.15					
	TOTAL	976000	7.16					

(1)(c)(ii) Statement showing holding of securities (including shares, warrants, convertible securities) of persons (together with PAC) belonging to the category "Public" and holding more than 5% of the total number of shares of the company

Sr. No.	Name(s) of the shareholder(s) and the Persons Acting in Concert (PAC) with them	Number of shares	Shares as a percentage of total number of shares i.e., Grand Total (A)+(B)+(C) indicated in Statement at para (1)(a) above]	Details of warrants		Details of convertible securities		Total shares (including underlying shares assuming full conversion of warrants and convertible securities) as a % of diluted share capital
				Number of warrants	As a % total number of warrants of the same class	Number of convertible securities held	% w.r.t total number of convertible securities of the same class	
			0.00					
	TOTAL	0	0.00					

Statement showing details of locked-in shares				
(1)(d)				
Sr. No.	Name of the shareholder	Number of Locked in Shares	Locked-in shares as a percentage of total number of shares i.e., Grand Total (A)+(B)+(C) indicated in	Promoter/Promoter Group/Public
TOTAL		0	0	





(II)(a)	Statement showing details of Depository Receipts (DRs)			
Sr. No.	Type of outstanding DR (ADRs, GDRs, SDRs, etc.)	Number of outstanding DRs	Number of shares underlying outstanding DRs	Shares underlying outstanding DRs as a percentage of total number of shares [i.e., Grand Total (A)+(B)+(C) indicated in Statement at para (I)(a) above]
1	NIL	NIL	NIL	NIL
TOTAL	TOTAL	NIL	NIL	NIL

Statement showing holding of Depository Receipts (DRs), where underlying shares held by "Promoter/ Promoter Group" are in excess of 1% of the total number of shares (11) (b)

Sr. No.	Name of the DR Holder	Type of outstanding DR (ADRs, GDRs, SDRs, etc.)	Number of shares underlying outstanding DRs	Shares underlying outstanding DRs as a percentage of total number of shares [i.e., Grand Total (A)+(B)+(C) indicated in Statement at para (1)(a) above]
1	NIL	NIL	NIL	NIL
	TOTAL	NIL	NIL	NIL

