

:1:

**I(a) Statement showing Shareholding Pattern**

<b>Name of the Company: Ipca Laboratories Limited</b>			
<b>Scrip Code, Name of the scrip, class of security: IPCALAB / 524494/Equity</b>			
<b>Quarter ended: 30<sup>th</sup> June, 2015</b>			
<b>Partly paid-up shares:-</b>	<b>No. of partly paid-up shares</b>	<b>As a % of total no. of partly paid-up Shares</b>	<b>As a % of total no. of shares of the company</b>
Held by promoter/promoter group	Nil	Nil	Nil
Held by public	Nil	Nil	Nil
<b>Total</b>	Nil	Nil	Nil
<b>Outstanding convertible securities:-</b>	<b>No. of outstanding securities</b>	<b>As a % of total no. of outstanding convertible securities</b>	<b>As a % of total no. of shares of the company, assuming full conversion of the convertible securities</b>
Held by promoter/promoter group	Nil	Nil	Nil
Held by public	Nil	Nil	Nil
<b>Total</b>	Nil	Nil	Nil
<b>Warrants:-</b>	<b>No. of warrants</b>	<b>As a % of total no. of warrants</b>	<b>As a % of total no. of shares of the company, assuming full conversion of Warrants</b>
Held by promoter/promoter group	Nil	Nil	Nil
Held by public	Nil	Nil	Nil
<b>Total</b>	Nil	Nil	Nil
<b>Total paid-up capital of the company, assuming full conversion of warrants and convertible securities</b>	126199109 equity shares of Rs. 2/- each.		

FOR IPCA LABORATORIES LIMITED

  
**HARISH P. KAMATH**  
 COMPANY SECRETARY

Ipca Laboratories Ltd.

www.ipca.com


125, Kandivli Industrial Estate, CTS NO. 328, Kandivli (West), Mumbai 400 067, India | T: +91 22 6210 5000 F: +91 22 6210 5005

Regd. Office: 48, Kandivli Industrial Estate, Kandivli (West), Mumbai 400 067, India | T: +91 22 6647 4444 F: +91 22 2868 6613

E: ipca@ipca.com CIN: L24239MH1949PLC007837

Statement Showing Shareholding Pattern										
Category code	Category of Shareholder	Number of Shareholders	Table (I)(a)					Shares Pledged or otherwise encumbered		
			Total number of shares	Number of shares held in dematerialized form	As a percentage of (A+B) <sup>1</sup>	As a percentage of (A+B+C)	Number of shares	As a percentage	As a percentage	
(I)	(II)	(III)	(IV)	(V)	(VI)	(VII)	(VIII)	(IX) = (VII)/(IV)*100		
(A)	Shareholding of Promoter and Promoter Group <sup>2</sup>									
1	Indian									
(a)	Individuals/ Hindu Undivided Family	9	10497946	10497946	8.32	8.32	640350	6.10		
(b)	Central Government/ State Government(s)									
(c)	Bodies Corporate	7	47420209	47420209	37.57	37.57				
(d)	Financial Institutions/ Banks									
(e)	Any Others (Specify)									
	<b>Sub Total(A)(1)</b>	<b>16</b>	<b>57918155</b>	<b>57918155</b>	<b>45.89</b>	<b>45.89</b>	<b>640350</b>	<b>1.11</b>		
2	Foreign									
a	Individuals (Non-Residents Individuals/ Foreign Individuals)									
b	Bodies Corporate									
c	Institutions									
d	Qualified Foreign Investor									
e	Any Others (Specify)									
	<b>Sub Total(A)(2)</b>	<b>0</b>	<b>0</b>	<b>0</b>	<b>0.00</b>	<b>0.00</b>	<b>0</b>	<b>0.00</b>		
	<b>Total Shareholding of Promoter and Promoter Group (A) = (A)(1)+(A)(2)</b>	<b>16</b>	<b>57918155</b>	<b>57918155</b>	<b>45.89</b>	<b>45.89</b>	<b>640350</b>	<b>1.11</b>		

FOR IPCA LABORATORIES LIMITED

  
 HARISH P. KAMATH  
 COMPANY SECRETARY

(B) 1	Public shareholding Institutions												
(a)	Mutual Funds/ UTI	96	17614922	17609922	13.96	13.96	13.96						
(b)	Financial Institutions /Banks	5	45261	44261	0.03	0.03	0.03						
(c)	Central Government / State Government(s)	-	-	-	-	-	-						
(d)	Venture Capital Funds	-	-	-	-	-	-						
(e)	Insurance Companies	-	-	-	-	-	-						
(f)	Foreign Institutional Investors	74	25159944	25143444	19.94	19.94	19.94						
(g)	Foreign Venture Capital Investors	-	-	-	-	-	-						
(h)	Qualified Foreign Investor	-	-	-	-	-	-						
(i)	Any Other (specify)	-	-	-	-	-	-						
(i-i)	Foreign Mutual Fund	2	551510	551510	0.44	0.44	0.44						
	<b>Sub-Total (B)(1)</b>	<b>177</b>	<b>43371637</b>	<b>43349137</b>	<b>34.37</b>	<b>34.37</b>	<b>34.37</b>	<b>0</b>					<b>0.00</b>
B 2	Non-institutions												
(a)	Bodies Corporate	1041	5486914	5474294	4.35	4.35	4.35						
(b)	Individuals												
	i. Individual shareholders holding nominal share capital up to Rs 1 lakh	58009	14765988	13009132	11.70	11.70	11.70						
	ii. Individual shareholders holding nominal share capital in excess of Rs. 1 lakh.	11	1559302	1559302	1.23	1.23	1.23						
(c)	Qualified Foreign Investor	-	-	-	-	-	-						
(d)	Any Other (specify)												
(d-i)	Clearing Member	268	146711	146711	0.12	0.12	0.12						
(d-ii)	Market Maker	11	6805	6805	0.01	0.01	0.01						
(d-iii)	HUF	77	170696	170696	0.13	0.13	0.13						
(d-iv)	Foreign Holding:												
	NRI (Repatriate)	1083	310285	303141	0.25	0.25	0.25						
	NRI (Non-Repatriate)	361	278979	278979	0.22	0.22	0.22						
(d-v)	Foreign Portfolio Investor (Corporate)	24	2183637	2183637	1.73	1.73	1.73						
	<b>Sub-Total (B)(2)</b>	<b>60885</b>	<b>24909317</b>	<b>23132697</b>	<b>19.74</b>	<b>19.74</b>	<b>19.74</b>	<b>0</b>					<b>0.00</b>

FOR IPCA LABORATORIES LIMITED

*Harish P. Sabarwal*

HARISH P. SABARWAL  
COMPANY SECRETARY

(B)	Total Public Shareholding (B)= (B)(1)+(B)(2)	61062	68280954	66481834	54.11	54.11	0	0.00
	TOTAL (A)+(B)	61078	126199109	124399989	100.00	100.00	640350	0.51
(C)	Shares held by Custodians and against which Depository Receipts have been issued							
1	Promoter and Promoter Group	0	0	0	0.00	0.00	0	0.00
2	Public	0	0	0	0.00	0.00	0	0.00
	Sub-Total (C)	0	0	0	0.00	0.00	0	0.00
	GRAND TOTAL (A)+(B)+(C)	61078	126199109	124399989	100.00	100.00	640350	0.51

FOR IPCA LABORATORIES LIMITED



HARISH P. KAMATH  
 COMPANY SECRETARY

(1)(b) Statement showing holding of securities (including shares, warrants, convertible securities) of persons belonging to the category "Promoter and Promoter Group"

Sr. No.	Name of the shareholder	Details of Shares held		Encumbered shares (*)			Details of warrants			Details of convertible securities		Total shares (including underlying shares assuming full conversion of warrants and convertible securities) as a % of diluted share capital
		Number of shares held	As a % of grand total (A)+(B)+(C)	No.	As a percentage (M)=(V)/(III)*100	As a % of grand total (A)+(B)+(C) of sub-clause (1)(a)	Number of warrants held	As a % total number of warrants of the same class	Number of convertible securities held	As a % total number of convertible securities of the same class		
(i)	(ii)	(iii)	(iv)	(v)	(vi)	(vii)	(viii)	(ix)	(x)	(xi)	(xii)	
1	Kaygee Investments Pvt. Ltd.	27018195	21.41	0	0.00	0.00	-	-	-	-	21.41	
2	Chandurkar Investments Pvt. Ltd.	6978005	5.53	0	0.00	0.00	-	-	-	-	5.53	
3	Exon Laboratories P. Ltd.	8271000	6.55	0	0.00	0.00	-	-	-	-	6.55	
4	Paschim Chemicals P. Ltd.	5029000	3.99	0	0.00	0.00	-	-	-	-	3.99	
5	Paranthapa Investments and Traders P. Ltd.	15500	0.01	0	0.00	0.00	-	-	-	-	0.01	
6	Makers Laboratories Ltd	101480	0.08	0	0.00	0.00	-	-	-	-	0.08	
7	M. R. Chandurkar	2151000	1.70	0	0.00	0.00	-	-	-	-	1.70	
8	Usha M. Chandurkar	2000000	1.59	0	0.00	0.00	-	-	-	-	1.59	
9	Sameer M. Chandurkar	1000000	0.79	0	0.00	0.00	-	-	-	-	0.79	
10	Premchand Godha	2681340	2.13	600000	22.38	0.48	-	-	-	-	2.13	
11	Usha P. Godha	1209370	0.96	0	0.00	0.00	-	-	-	-	0.96	
12	Prashant Godha	731800	0.58	0	0.00	0.00	-	-	-	-	0.58	
13	Pranay Godha	606936	0.48	0	0.00	0.00	-	-	-	-	0.48	
14	Nirmal Jain	1150000	0.09	40350	35.09	0.03	-	-	-	-	0.09	
15	Bhawna Godha	2500	0.00	0	0.00	0.00	-	-	-	-	0.00	
16	Mexin Medicaments Private Limited	7029	0.00	0	0.00	0.00	-	-	-	-	0.00	
	<b>TOTAL</b>	<b>57918155</b>	<b>45.89</b>	<b>640350</b>	<b>1.11</b>	<b>0.81</b>	<b>0</b>	<b>0</b>	<b>0</b>	<b>0</b>	<b>45.89</b>	


(\*) The term "encumbrance" has the same meaning as assigned to it in regulation 28(3) of the SAST Regulations, 2011

FOR IPCA LABORATORIES LIMITED

*Harish Pakiawath*  
HARISH PAKIAWATH  
COMPANY SECRETARY

**D)(c)(6) Statement showing holding of securities (including shares, warrants, convertible securities) of persons belonging to the category "Public" and holding more than 1% of the total number of shares**


Sr. No.	Name of the shareholder	Number of shares held	Shares as a percentage of total number of shares (i.e., Grand Total (A)+(B)+(C) indicated in Statement at para (1)(a) above)	Details of warrants		Details of convertible securities		Total shares (including underlying shares assuming full conversion of warrants and convertible securities) as a % of diluted share capital
				Number of warrants held	As a % total number of warrants of the same class	Number of convertible securities held	% w.r.t total number of convertible securities of the same class	
1	HDFC Trustee Company Ltd	5374221	4.26	-	-	-	-	4.26
2	Lavender Investments Limited	4989773	3.95	-	-	-	-	3.95
3	Dendana Investments (Mauritius) Limited	2826855	2.24	-	-	-	-	2.24
4	DSP Blackrock	2571311	2.04	-	-	-	-	2.04
5	ICICI Prudential	2301341	1.82	-	-	-	-	1.82
6	Reliance Capital Trustee Co. Ltd	2130400	1.69	-	-	-	-	1.69
7	Government Pension Fund Global	2029608	1.61	-	-	-	-	1.61
8	Saif Advisors Mauritius Limited	2010533	1.59	-	-	-	-	1.59
9	Franklin Templeton Investment Funds	1820000	1.44	-	-	-	-	1.44
10	Franklin Templeton Mutual Fund	1530057	1.21	-	-	-	-	1.21
11	HDFC Standard Life Insurance Company Limited	1397854	1.11	-	-	-	-	1.11
12	Axis Mutual Fund Trustee Limited	1363000	1.08	-	-	-	-	1.08
13	T. Rowe Price International Discovery Fund	1344441	1.07	-	-	-	-	1.07
	<b>TOTAL</b>	<b>31689394</b>	<b>25.11</b>	<b>0</b>	<b>0</b>	<b>0</b>	<b>0</b>	<b>25.11</b>

FOR IPCA LABORATORIES LIMITED  
  
**HARISH P. KAMATH**  
 COMPANY SECRETARY

(1)(c)(ii) Statement showing holding of securities (including shares, warrants, convertible securities) of persons (together with PAC) belonging to the category "Public" and holding more than 5% of the total number of shares of the company

Sr. No.	Name(s) of the shareholder(s) and the Persons Acting in Concert (PAC) with them	Number of shares	Shares as percentage of total number of shares (i.e., Grand Total (A)+(B)+(C) indicated in Statement at para (1)(a) above)	Details of warrants		Details of convertible securities		Total shares (including underlying shares assuming full conversion of warrants and convertible securities) as a % of diluted share capital
				Number of warrants	As a % total number of warrants of the same class	Number of convertible securities held	% w.r.t total number of convertible securities of the same class	
NIL								
<b>TOTAL</b>								

FOR IPCA LABORATORIES LIMITED

  
HARISH P. KAMBATH  
COMPANY SECRETARY

(I)(d) Statement showing details of locked-in shares

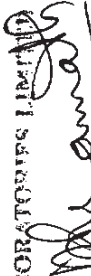
Sr. No.	Name of the shareholder	Number of locked-in shares	Locked-in shares as a percentage of total number of shares (i.e., Grand Total (A)+(B)+(C) indicated in Statement at para (I)(a) above)
1	N.A.	0	0.00
<b>TOTAL</b>		<b>0</b>	<b>0.00</b>

(II)(a) Statement showing details of Depository Receipts (DRs)

Sr. No.	Type of outstanding DR (ADRs, GDRs, SDRs, etc.)	Number of outstanding DRs	Number of shares underlying outstanding DRs	Shares underlying outstanding DRs as a percentage of total number of shares (i.e., Grand Total (A)+(B)+(C) indicated in Statement at para (I)(a) above)
1	N.A.	0	0	0.00
2				
<b>TOTAL</b>		<b>0</b>	<b>0</b>	<b>0.00</b>

(III)(b) Statement showing holding of Depository Receipts (DRs), where underlying shares held by "promoter/promoter group" are in excess of 1% of the total number of shares

Sr. No.	Name of the DR Holder	Type of outstanding DR (ADRs, GDRs, SDRs, etc.)	Number of shares underlying outstanding DRs	Shares underlying outstanding DRs as a percentage of total number of shares (i.e., Grand Total (A)+(B)+(C) indicated in Statement at para (I)(a) above)
1	N.A.	0	0	0.00
<b>TOTAL</b>			<b>0</b>	<b>0.00</b>

**FOR IPCA LABORATORIES LIMITED**  
  
**HARISH K. ...**  
**COMPANY SECRETARY**