

(1)(a) Statement showing ShareHolding Pattern

Name of the Company : Lyka Labs Limited

Quarter Ended : 30-09-2015

Scrp Code : 500259



Partly paid-up Shares	No.of Partly paid-up Shares	As a % of total No. of Partly paid-up Shares	As a % of Total no. of Shares of the Company
Held by Promoters/ Promoters Group	0	0.000	
Held by Public	0	0.000	
TOTAL - D	0	0.000	

Outstanding Conv. Securities	No.of Outstanding Securities	As a % of Total no. of O/S Conv.Securities	As a % of Total no. of shares of the Co., assuming full conv.
Held by Promoters/ Promoters Group	0	0.000	0.000
Held by Public	0	0.000	0.000
TOTAL - E	0	0.000	0.000

Warrants :	No.of Warrants	As a % of Total no. of Warrants	As a % of Total no. of shares of the Co., assuming full conv.
Held by Promoters/ Promoters Group	460000	100.000	2.087
Held by Public	0	0.000	0.000
TOTAL - F	460000	100.000	2.087

Total paid-up Capital of the Company assum- ing full conv. Of warrants & securities	22040000
--	-----------------



Statement Showing Shareholding Pattern - Table (D)(a)

Lyka Labs Limited




Scrip Code : 500259
Quarter Ended : 30-09-2015

Category code	Category of Shareholder	Number of Shareholders	Total number of shares	Number of shares held in dematerialized form	Total shareholding as a percentage of total number of shares		Shares pledged or otherwise encumbered
					As a percentage of (A+B) ¹	As a percentage of (A+B+C)	
(A)	Shareholding of Promoter and Promoter Group ²						
1	Indian						
a	Individual/Huf	5	4824850	4824850	22.358	22.358	2813615
b	Central/State Gov	0	0	0	0.000	0.000	0
c	Bodies Corporate	1	202415	202415	0.938	0.938	0
d	Fins / Banks	0	0	0	0.000	0.000	0
e	Any Other specify	0	0	0	0.000	0.000	0
e-1		0	0	0	0.000	0.000	0
e-2		0	0	0	0.000	0.000	0
	Sub Total(A)(1)	6	5027265	5027265	23.296	23.296	2813615
2	Foreign						
a	Indv NRI/For Ind	0	0	0	0.000	0.000	0
b	Bodies Corporate	0	0	0	0.000	0.000	0
c	Institutions	0	0	0	0.000	0.000	0
d	Qualified For Inv.	0	0	0	0.000	0.000	0
e	Any Other Specify	0	0	0	0.000	0.000	0
e-1		0	0	0	0.000	0.000	0
e-2		0	0	0	0.000	0.000	0
	Sub Total(A)(2)	0	0	0	0.000	0.000	0
	Total Shareholding of Promoter and Promoter Group (A)(1)+(A)(2)	6	5027265	5027265	23.296	23.296	2813615
(B)	Public shareholding						
1	Institutions						
a	Mutual Funds	4	3400	0	0.016	0.016	
b	Fins / Banks	5	25560	24910	0.118	0.118	
c	Central/State Govt	3	134080	134080	0.621	0.621	
d	Venture Cap Fund	0	0	0	0.000	0.000	
e	Insurance Comp(s)	1	1000	0	0.005	0.005	
f	Foreign Ins Invest	2	500	0	0.002	0.002	
g	Foreign Ven Cap In	0	0	0	0.000	0.000	


OF LYKA ABS LIMITED

P. G. HINDIA
Company Secretary



(D)(b) Statement showing holding of securities (including shares, warrants, convertible securities) of persons belonging to the category "Promoter and Promoter Group"

Sr. No.	Ref. No	Name of the shareholder	Total Shares held		Shares pledged or otherwise encumbered			Details of warrant		Details of convertible securities		Total shares (including underlying shares assuming full conversion of warrant and convertible securities) as a % of diluted share capital
			Number	As a % of grand total (A)+(B)+(C)	Number	% of Total shares held	As a % of grand total (A)+(B)+(C)	Number of warrants held	As a % of total No of warrants of the same class	Number of convertible securities held	As a % of total No of convertible securities of the same class	
1	00005085	KUNAL NARENDRA GANDHI	670000	3.105	670000	100.000	3.105	0	0.000	0	0.000	3.040
2	13155264	ENAL TRADING AND INVESTMENT PRIVATE	202415	0.938	0	0.000	0.000	230000	50.000	0	0.000	1.962
3	15621537	NARENDRA ISHWARLAL GANDHI	1032629	4.785	833200	80.687	3.861	0	0.000	0	0.000	4.685
4	20730188	NARENDRA I GANDHI (HUF)	1270778	5.889	0	0.000	0.000	230000	50.000	0	0.000	6.809
5	20735967	KUNAL NARENDRA GANDHI	481642	2.232	0	0.000	0.000	0	0.000	0	0.000	2.185
6	80059432	NEHAL NARENDRA GANDHI	1369803	6.348	1310415	95.664	6.072	0	0.000	0	0.000	6.215
		Total Promoter & Promoter Group	5027265	23.296	2813615	55.967	13.038	460000	100.000	0	0.000	24.897




(I)(d) Statement showing details of locked-in shares

Sr. No.	Ref- Num	Name of the shareholder	Number of locked-in shares	Locked-in shares as a percentage of total number of shares {i.e., Grand Total (A)+(B)+(C) indicated in Statement at para (I)(a) above}	Promoter/Promoter Group/Public
1	113155264	ENAI TRADING AND INVESTMENT PRIV	202415	0.938	-Pro
2	20730188	NARENDRA I GANDHI (HUF)	1270776	5.889	-Pro
		Total Locked in Shares	1473191	6.827	



(II)(a) Statement showing details of Depository Receipts (DRs)

Sr. No.	Ref-Num	Name of theHolder	Type of outstanding DR (ADRs, GDRs, SDRs, etc.)	Number of outstanding DRs	Number of shares underlying outstanding DRs	Shares underlying outstanding DRs as a percentage of total number of shares {i.e., Grand Total (A)+(B)+(C) indicated in Statement at para (I)(a) above}



(II)(b) Statement showing Holding of Depository Receipts (DRs), where underlying shares held by Promoter/Promoter Group are in excess of 1% of the total number of shares

Sr. No.	Ref-Num	Name of the DR Holder	Type of outstanding DR (ADRs, GDRs, SDRs, etc.)	Number of outstanding DRs	Number of shares underlying outstanding DRs	Shares underlying outstanding DRs as a percentage of total number of shares {i.e., Grand Total (A)+(B)+(C) indicated in Statement at para (D)(a) above}

