

Auditor's Report on Financial Results of Omnitex Industries (India) Limited pursuant to the Regulation  
33 of the SEBI (Listing Obligations and Disclosure Requirements) Regulations, 2015

To  
The Board of Directors  
Omnitex Industries (India) Limited


We have audited the accompanying statement of financial results of Omnitex Industries (India) Limited ("the company") for the quarter and the year ended 31<sup>st</sup> March 2016. Attention is drawn to the fact that the figures for the quarter ended 31<sup>st</sup> March 2016, and the corresponding quarter ended in the previous year as reported in these financial results are the balancing figures between the audited figures in respect of the financial year ended 31<sup>st</sup> March, and the published year to date figures upto the end of the third quarter of the relevant financial year. Also, the figures upto the end of the third quarter had only been reviewed and not subjected to audit.

These financial results have been prepared on the basis of annual financial statements and reviewed quarterly financial results upto the end of the third quarter. Management is responsible for the preparation of these financial results in accordance with the recognition and measurement principles laid down in the Accounting Standards notified under Section 133 of the Companies Act 2013, as applicable, and other accounting principles generally accepted in India and in compliance with Regulation 33 of the SEBI (Listing Obligations and Disclosure Requirements) Regulations, 2015.

This responsibility includes the design, implementation and maintenance of internal control relevant to the preparation and presentation of the financial results that give a true and fair view and are free from material misstatement, whether due to fraud or error.

Our responsibility is to express an opinion on these financial results based on our audit of the annual financial results. We conducted our audit in accordance with the auditing standards generally accepted in India. Those standards require that we plan and perform the audit to obtain reasonable assurance as to whether the financial results are free of material misstatement(s).


An audit includes examining, on a test basis, evidence supporting the amounts disclosed as financial results. An audit also includes assessing the accounting principles used and significant estimates made by the management. We believe that our audit provides a reasonable basis for our opinion.



Based on our audit and in our opinion and to the best of our information and according to the explanations given to us these quarterly financial results as well as the year ended results:

- a. are presented in accordance with the requirement of Regulation 33 of the SEBI (Listing Obligations and Disclosure Requirements) Regulations, 2015 in this regard; and
- b. give a true and fair view of the net loss and other financial information for the quarter ended 31<sup>st</sup> March 2016 as well as for the year ended 31<sup>st</sup> March 2016.

Mumbai:  
Date: 30/05/2016



For Tembey & Mhatre  
Chartered Accountants

FRN 116359W

(Vikrant H Patel)


Partner

M.No.122622

## Statement of Audited Financial Results for the year ended 31st March 2016

All Figures except Share holding and EPS are Rupees in lacs

SN	Particulars	Quarter Ended			Current Year Ended	Previous Year Ended
		March 31, 2016 (Audited)	December 31, 2015 (Unaudited)	March 31, 2015 (Audited)	March 31, 2016 (Audited)	March 31, 2015 (Audited)
1	<b>Income From Operations</b>					
	(a) Net Sales/Income from operations (Net of Excise Duty)	9.87	9.78	21.58	39.83	21.58
	(b) Other Operating Income	-	-	-	-	-
	<b>Total Income from operations (Net)</b>	<b>9.87</b>	<b>9.78</b>	<b>21.58</b>	<b>39.83</b>	<b>21.58</b>
2	<b>Expenses</b>					
	(a) Cost of Material Consumed	-	-	-	-	-
	(b) Purchase of Stock in Trade	9.81	9.76	21.40	39.62	21.40
	(c) Change in Inventories of Finished Goods, Work-in-progress and Stock-in-Trade	-	-	-	-	-
	(d) Employee Benefits Expense	0.91	0.91	0.45	3.35	1.73
	(e) Depreciation and Amortisation Expenses	2.66	2.69	3.63	10.71	14.81
	(f) Other Expenses	2.42	2.32	2.35	9.83	10.04
	<b>Total Expenses</b>	<b>15.80</b>	<b>15.68</b>	<b>27.83</b>	<b>63.51</b>	<b>47.98</b>
3	<b>Profit / (Loss) from operations before other income, finance costs and exceptional items. (1-2)</b>	(5.93)	(5.90)	(6.25)	(23.68)	(26.40)
4	<b>Other Income</b>	2.37	2.27	8.23	17.20	29.18
5	<b>Profit / (Loss) from ordinary activities before finance costs and exceptional items. (3 ± 4)</b>	(3.56)	(3.63)	1.98	(6.48)	2.78
6	<b>Finance Costs</b>	-	-	-	-	-
7	<b>Profit / (Loss) from ordinary activities after finance costs and before exceptional items. (5 ± 6)</b>	(3.56)	(3.63)	1.98	(6.48)	2.78
8	<b>Exceptional Items</b>	-	-	-	-	1.89
9	<b>Profit / (Loss) from ordinary activities before tax (7 ± 8)</b>	(3.56)	(3.63)	1.98	(6.48)	0.89
10	<b>Tax Expense</b>					
	(a) Current Tax	-	0.23	(0.17)	-	(0.17)
	(b) Deferred Tax	-	-	-	-	-
	(c) Prior period adjustment for taxes	-	-	(0.01)	-	(0.01)
	(d) MAT Credit Entitlement	0.24	-	2.89	0.24	2.89
11	<b>Net Profit / (Loss) from ordinary activities after tax (9 ± 10)</b>	(3.32)	(3.40)	4.69	(6.24)	3.60
12	<b>Extraordinary items (net of tax expenses)</b>	-	-	-	-	-
13	<b>Net Profit / (Loss) for the period (11 ± 12)</b>	<b>(3.32)</b>	<b>(3.40)</b>	<b>4.69</b>	<b>(6.24)</b>	<b>3.60</b>
14	<b>Paid-up Equity Share Capital (Face Value of Rs. 10/- each)</b>	423.10	423.10	423.10	423.10	423.10
15	<b>Reserves Excluding Revaluation Reserves as per Audited Balance Sheet</b>				185.64	191.88
16.1	<b>Earnings Per Share (Before Extraordinary items) (of Rs. 10/- each) ( Not Annulised except for the year ended March)</b>					
	(a) Basic	(0.08)	(0.08)	0.12	(0.15)	0.09
	(b) Diluted	(0.08)	(0.08)	0.12	(0.15)	0.09
16.2	<b>Earnings Per Share (After Extraordinary items) (of Rs. 10/- each) ( Not Annulised except for the year ended March)</b>					
	(a) Basic	(0.08)	(0.08)	0.12	(0.15)	0.09
	(b) Diluted	(0.08)	(0.08)	0.12	(0.15)	0.09




For Omnitex Industries (India) Ltd

Managing Director

<b>Omnitex Industries (India) Limited</b>		
<b>Statement of Assets and Liabilities</b>		
Rupees in Lacs		
Particulars	As At 31st March 2016	As At 31st March 2015
<b>A. EQUITY AND LIABILITIES</b>		
<b>(1) Shareholders' Funds :</b>		
(a) Share Capital	423.10	423.10
(b) Reserves and Surplus	185.64	191.88
(c) Money Received against Share Warrants	-	-
<b>Sub-total - Shareholders' funds</b>	<b>608.74</b>	<b>614.98</b>
<b>(2) Share Application Money Pending Allotment</b>	NIL	NIL
<b>(3) Non-current Liabilities</b>		
(a) Long-term Borrowings	-	-
(b) Deferred Tax Liabilities (Net)	-	-
(c) Other Long-term Liabilities	-	-
(d) Long-term Provisions	-	-
<b>Sub-total - Non-current Liabilities</b>	<b>-</b>	<b>-</b>
<b>Current Liabilities</b>		
(a) Short-Term Borrowings	-	-
(b) Trade Payables	1.30	1.37
(c) Other Current Liabilities	0.06	0.06
(d) Short-Term Provisions	-	-
<b>Sub-total - Current Liabilities</b>	<b>1.36</b>	<b>1.43</b>
<b>TOTAL - EQUITY AND LIABILITIES</b>	<b>610.10</b>	<b>616.41</b>
<b>B. ASSETS</b>		
<b>(1) Non-current Assets</b>		
(a) Fixed Assets	212.01	222.73
(b) Non-Current Investments	293.31	293.31
(c) Deferred Tax Assets (Net)	-	-
(d) Long Term Loans and Advances	36.55	36.70
(e) Other Non-current Assets	0.16	0.15
<b>Sub-total - Non-current Assets</b>	<b>542.03</b>	<b>552.89</b>
<b>(2) Current Assets</b>		
(a) Current Investments	-	-
(b) Inventories	-	-
(c) Trade Receivables	-	-
(d) Cash and Cash Equivalents	4.08	11.48
(e) Short Term Loans and Advances	63.47	51.73
(f) Other Current Assets	0.52	0.31
<b>Sub-total - Current Assets</b>	<b>68.07</b>	<b>63.52</b>
<b>TOTAL - ASSETS</b>	<b>610.10</b>	<b>616.41</b>

For Omnitex Industries (India) Ltd


  
Managing Director


OMNITEX INDUSTRIES (INDIA) LIMITED  
Audited Financial Results for the year ended March 31, 2016

**Notes:**

1. The above financial results have been extracted from the Audited Accounts for the year ended March 31, 2016 and reviewed by the Audit Committee and then approved by the Board of Directors in its meeting held on 30th May 2016
2. The Company has only one business segment, i.e. 'Trading (Fabrics / Yarn)'.
3. The Company has recognised Deferred Tax Assets in respect of unabsorbed Depreciation to the extent of Deferred Tax Liabilities.
4. Figures of previous periods have been regrouped wherever necessary.




By Order of the Board  
for Omnitex Industries (India) Ltd

A handwritten signature in black ink, appearing to read 'Narendra Kumar Dalmia'.

Narendra Kumar Dalmia  
Director ( DIN-00071559)

Place: Mumbai  
Date : May 30, 2016



317, Tantia Jogani Indl. Premises,  
3 rd Floor, J. R. Boricha Marg,  
Lower Parel, Mumbai - 400 011  
Tel.: 4063 5100, Fax : 4063 5199  
email : info@omnitex.com



**omnitex  
industries  
(india) Ltd.**

**FORM A**

(for Audit Report with unmodified opinion)


As per Regulation 33 of SEBI (Listing Obligations and Disclosure Requirements) Regulation 2015

1	Name of the Company	Omnitex Industries (India) Limited
2	Annual Financial Statements for the year ended	31 <sup>st</sup> March 2016
3	Type of Audit Observation	Un-qualified
4	Frequency of Observation	Not Applicable

For Tembey & Mhatre

F.R. No. 116359W

Chartered Accountants



*V Patel*

Partner

M. No. | 22622

For Omnitex Industries (India) Limited,

*Amit R Dalmia*

*Narendra Dalmia*



Amit R Dalmia

Narendra Dalmia

Chairman Audit Committee

Managing Director

(DIN 00210919)

(DIN 00071559)

Place: Mumbai

Date: May 30, 2016