

ALPHAGEO (INDIA) LIMITED

SHAREHOLDING PATTERN AS ON 30.09.2015

Name of the Company: Alphageo (India) Limited
Scrip code/Name: 526397 /ALPHAGEO EQUITY

Quarter ended: 30.09.2015


(I)(a) Statement showing Shareholding Pattern:

Partly paid-up shares:-				No. of partly paid-up shares	As a % of total no. of partly paid-up shares	As a % of total no. of shares of the company		
Held by promoter/promoter group				NIL	NIL	NIL		
Held by public				NIL	NIL	NIL		
Total				NIL	NIL	NIL		
Outstanding convertible securities:-				No. of outstanding securities	As a % of total no. of outstanding convertible securities	As a % of total no. of shares of the company, assuming full conversion of the convertible securities		
Held by promoter/promoter group				NIL	NIL	NIL		
Held by public				NIL	NIL	NIL		
Total				NIL	NIL	NIL		
Warrants:-				No. of warrants	As a % of total no. of warrants	As a % of total no. of shares of the company, assuming full		
Held by promoter/promoter group				NIL	NIL	NIL		
Held by public				NIL	NIL	NIL		
Total				NIL	NIL	NIL		
Total paid-up capital of the company, assuming full conversion of warrants and convertible securities				5634767	0	100.00		
Category code	Category of shareholder	Number of shareholders	Total number of shares	Number of shares held in dematerialized form	Total shareholding as a percentage of total number of shares		Shares pledged or otherwise encumbered	
					As a percentage of (A+B)	As a percentage of (A+B+C)	Number of Shares	AS a %
(I)	(II)	(III)	(IV)	(V)	(VI)	(VII)	(VIII)	(IX)=(VIII)/(IV)*100
(A)	Shareholding of Promoter and Promoter Group:							
(1)	Indian							
(a)	Individuals / Hindu Undivided Family	12	1914199	1914199	33.97	33.97	280534	14.66
(b)	Central Govt/State Government(s)	0	0	0	0	0	0	0
(c)	Bodies Corporate	3	289106	289106	5.13	5.13	0	0
(d)	Financial Institutions / Banks	0	0	0	0	0	0	0
(e)	Any Other (specify)	0	0	0	0	0	0	0
	Sub-Total (A)(1)	15	2203305	2203305	39.10	39.10	280534	12.73
(2)	Foreign							
(a)	Individuals (Non Resident Individuals / Foreign Individuals)	2	126300	126300	2.24	2.24	0	0
(b)	Bodies Corporate	1	35716	35716	0.64	0.64	0	0
(c)	Institutions	0	0	0	0	0	0	0
(d)	Qualified Foreign Investors	0	0	0	0	0	0	0
(e)	Any Other (specify)	0	0	0	0	0	0	0
	Sub-Total (A)(2)	3	162016	162016	2.88	2.88	0	0
	Total shareholding of Promoter and Promoter Group (A)=(A)(1)+(A)(2)	18	2365321	2365321	41.98	41.98	280534	11.86



Handwritten signature or initials.

(B)	Public shareholding						NA	NA
(1)	Institutions						NA	NA
(a)	Mutual Funds/UTI	11	7600	0	0.13	0.13		
(b)	Financial Institutions / Banks	0	0	0	0.00	0.00		
(c)	Central Govt/State Government(s)	0	0	0	0	0		
(d)	Venture Capital Funds	0	0	0	0	0		
(e)	Insurance Companies	0	0	0	0	0		
(f)	Foreign Institutional Investors	2	2900	0	0.05	0.05		
(g)	Foreign Venture Capital Investors	0	0	0	0	0		
(h)	Qualified Foreign Investors	0	0	0	0	0		
(i)	Any Other (specify)	0	0	0	0	0		
	Sub-Total (B)(1)	13	10500	0	0.18	0.18		
(2)	Non Institutions						NA	NA
(a)	Bodies Corporate	270	762439	748889	13.53	13.53		
(b)	Individual							
	Individual Shareholding Holding nominal share capital up to Rs. 1 lakhs	7428	1453116	1271616	25.79	25.79		
	Individual Shareholding Holding nominal share capital in excess of Rs. 1 lakhs	28	935997	935997	16.61	16.61		
(c)	Any Other (specify)-(NRI/OCB)	199	93364	79264	1.66	1.66		
	Clearing Members	48	14030	14030	0.25	0.25		
(d)	Qualified Foreign Investors	0	0	0	0.00	0.00		
	Sub-Total (B)(2)	7973	3258946	3049796	57.84	57.84		
	Total Public shareholding (B)=(B)(1)+(B)(2)	7986	3269446	3049796	58.02	58.02	NA	NA
	TOTAL (A)+(B)	8004	5634767	5415117	100.00	100.00	280534	4.98
(C)	Shares held by Custodians and against which Depository Receipts have been issued	0	0	0	NA	0	NA	NA
(1)	Promoters	0	0	0	0	0	0	0
(2)	Public	0	0	0	0	0	0	0
	GRAND TOTAL (A)+(B)+(C)	8004	5634767	5415117	100.00	100.00	280534	4.98



(I)(b) Statement showing holding of securities (belonging to belonging shares, warrants, convertible securities) of person to the category of "Promoter and Promoter Group"

Sr. No.	Name of the shareholder (II)	Details of shares held		Encumbered Shares			Details of warrants		Details of convertible securities		Total shares (including underlying shares assuming full conversion of warrants and convertible securities) as a % of diluted share capital
		Number (III)	As a % of Grand Total (A)+(B)+(C) (IV)	Number (V)	As a % $(VI) = \frac{(V)}{(III)} * 100$	As a % of Grand Total (A)+(B)+(C) of sub-clause (I) (a) (VII)	Number of warrants held (VIII)	As a % total number of warrants of the same class (IX)	Number of convertible securities held (X)	As a % total number of convertible securities of the same class (XI)	
1	Alla Dinesh	516872	9.17	0	0	0	0	0	0	0	9.17
2	Kamala Rajupet	125000	2.22	0	0	0	0	0	0	0	2.22
3	Aquila Drilling Private Limited	255500	4.53	0	0	0	0	0	0	0	4.53
4	Savita Alla	239431	4.25	0	0	0	0	0	0	0	4.25
5	Alla Hemavathi	220167	3.91	0	0	0	0	0	0	0	3.91
6	Alla Dinesh	188900	3.35	0	0	0	0	0	0	0	3.35
7	Anisha Alla	174000	3.09	0	0	0	0	0	0	0	3.09
8	Sashank Alla	174000	3.09	0	0	0	0	0	0	0	3.09
9	Alla Rajesh	126567	2.25	126567	100	2.25	0	0	0	0	2.25
10	Kamala Alla Rajupet	104166	1.85	0	0	0	0	0	0	0	1.85
11	Alla Rajesh	86333	1.53	86333	100	1.53	0	0	0	0	1.53
12	Alla Mrudula	67634	1.20	67634	100	1.20	0	0	0	0	1.20
13	Alphageo Inc	35716	0.63	0	0	0	0	0	0	0	0.63
14	Aquila Drilling Private Limited	24406	0.43	0	0	0	0	0	0	0	0.43
15	Athena Infracon (India) Pvt Ltd	9200	0.16	0	0	0	0	0	0	0	0.16
16	Savita Alla	2027	0.04	0	0	0	0	0	0	0	0.04
17	Gopinath Reddy Rajupet	1300	0.02	0	0	0	0	0	0	0	0.02
18	Dinesh Alla	14102	0.25	0	0	0	0	0	0	0	0.25
	TOTAL :	2365321	41.97	280534	11.86	4.98	0	0	0	0	41.97




(Handwritten signature)

(l)(c) (i) Statement showing holding of securities (including shares, warrants, convertible securities) of persons belonging to the category "Public" and holding more than 1% of the total number of shares

S. No.	Name of the shareholder	No. of Shares Held	Shares as a percentage of total number of shares (i.e. Grand Total (A)+(B)+(C) indicated in statement at para (l)(a) above	Details of warrants		Details of convertible securities		Total shares (including underlying shares assuming full conversion of warrants and convertible securities)
				Number of warrants held	As a % total number of warrants of the same class	Number of convertible securities held	% w.r.t total number of convertible securities of the same class	
1	Shivani T Trivedi	151528	2.69	0	0	0	0	2.69
2	Acira Consultancy Private Limited	136144	2.42	0	0	0	0	2.42
3	Surendra Kumar Jain	110943	1.97	0	0	0	0	1.97
4	Minal B Patel	75413	1.34	0	0	0	0	1.34
5	Vasr Consultants and Financial Adv	72203	1.28	0	0	0	0	1.28
6	Tanvi Ruchit Patel	59301	1.05	0	0	0	0	1.05
7	JHP Securities Pvt Ltd	58162	1.03	0	0	0	0	1.03
	Category Wise Total	663694	11.78	0	0	0	0	11.78

(l)(c) (ii) Statement showing holding of securities (including shares, warrants, convertible securities) of persons (together with PAC) belonging to the category "Public" and holding more than 5% of the total number of shares of the company

S. No.	Name of the shareholder	No. of Shares Held	Shares as a percentage of total number of shares (i.e. Grand Total (A)+(B)+(C) indicated in statement at para (l)(a) above	Details of warrants		Details of convertible securities		Total shares (including underlying shares assuming full conversion of warrants and convertible securities)
				Number of warrants held	As a % total number of warrants of the same class	Number of convertible securities held	% w.r.t total number of convertible securities of the same class	
	-- NIL --	0	0.00	0	0	0	0	0
	Category Wise Total	0	0.00	0	0	0	0	0



(I)(d) Statement showing details of locked-in shares

Sr. No.	Name of the shareholder	Number of locked-in shares	Locked-in shares as a percentage of total no. of shares {i.e., Grand Total (A)+(B)+(C) indicated in Statement at para (I)(a) above}
1	AQUILA DRILLING PRIVATE LIMIT	50000	0.89
2	SASHANK ALLA	50000	0.89
3	ANISHA ALLA	50000	0.89
4	SAVITA ALLA	100000	1.77
	Total	250000	4.44

(II)(a) Statement showing details of Depository Receipts (DRs)

Sr. No.	Type of outstanding DR	Number of outstanding DRs	Number of shares underlying outstanding DRs	Shares underlying outstanding DRs as a percentage of total number of shares {i.e., Grand Total (A)+(B)+(C) indicated in Statement at para (I)(a) above}
	TOTAL :	0	0	0.00

(II)(b) Statement showing Holding of Depository Receipts (DRs), where underlying shares are in excess of 1% of the total number of shares

Sr. No.	Name of the DR Holder	Type of outstanding DR	Number of shares underlying outstanding DRs	Shares underlying outstanding DRs as a percentage of total number of shares {i.e., Grand Total (A)+(B)+(C) indicated in Statement at para (I)(a) above}
	TOTAL :	0	0	0

(III)(a) Statement showing the voting pattern of shareholders, if more than one class of shares/securities is issued by the issuer:


(Give Description of voting rights of each class of securities)

NOT APPLICABLE

Class: X **NOT APPLICABLE**

Class: Y **NOT APPLICABLE**

Class: Z **NOT APPLICABLE**



Category code	Category of shareholder	Number of voting rights held in each class of securities			Total Zvoting Rights (III)+(IV)+(V)	Total Voting Rights i.e. (VI)	
		Class X	Class Y	Class Z		As a	As a
						percentage of (A+B) (VII)	percentage of (A+B+C) (VIII)
(I)	(II)	(III)	(IV)	(V)	(VI)	(VII)	(VIII)
(A)	Promoter and Promoter Group						
(1)	Indian						
(a)	Individuals / Hindu Undivided Family	Nil	Nil	Nil	Nil	Nil	Nil
(b)	Central Govt/State Government(s)	Nil	Nil	Nil	Nil	Nil	Nil
(c)	Bodies Corporate	Nil	Nil	Nil	Nil	Nil	Nil
(d)	Financial Institutions / Banks	Nil	Nil	Nil	Nil	Nil	Nil
(e)	Any Other (specify)	Nil	Nil	Nil	Nil	Nil	Nil
	Sub-Total (A)(1)	Nil	Nil	Nil	Nil	Nil	Nil
(2)	Foreign						
(a)	Individuals (Non Resident Individuals / Foreign Individuals)	Nil	Nil	Nil	Nil	Nil	Nil
(b)	Bodies Corporate	Nil	Nil	Nil	Nil	Nil	Nil
(c)	Institutions	Nil	Nil	Nil	Nil	Nil	Nil
(d)	Any Other (specify)	Nil	Nil	Nil	Nil	Nil	Nil
	Sub-Total (A)(2)	Nil	Nil	Nil	Nil	Nil	Nil
	Total shareholding of Promoter and Promoter Group (A)=(A)(1)+(A)(2)	Nil	Nil	Nil	Nil	Nil	Nil
(B)	Public shareholding						
(1)	Institutions						
(a)	Mutual Funds/UTI	Nil	Nil	Nil	Nil	Nil	Nil
(b)	Financial Institutions / Banks	Nil	Nil	Nil	Nil	Nil	Nil
(c)	Central Govt/State Government(s)	Nil	Nil	Nil	Nil	Nil	Nil
(d)	Venture Capital Funds	Nil	Nil	Nil	Nil	Nil	Nil
(e)	Insurance Companies	Nil	Nil	Nil	Nil	Nil	Nil
(f)	Foreign Institutional Investors	Nil	Nil	Nil	Nil	Nil	Nil
(g)	Foreign Venture Capital Investors	Nil	Nil	Nil	Nil	Nil	Nil
(h)	Any Other (specify)	Nil	Nil	Nil	Nil	Nil	Nil
	Sub-Total (B)(1)	Nil	Nil	Nil	Nil	Nil	Nil
(2)	Non Institutions						
(a)	Bodies Corporate	Nil	Nil	Nil	Nil	Nil	Nil
(b)	Individual	Nil	Nil	Nil	Nil	Nil	Nil
	Individual Shareholding Holding nominal share capital up to Rs. 1 lakhs	Nil	Nil	Nil	Nil	Nil	Nil
	Individual Shareholding Holding nominal share capital in excess of Rs. 1 lakhs	Nil	Nil	Nil	Nil	Nil	Nil
(c)	Any Other (specify)-(NRI/OCB)	Nil	Nil	Nil	Nil	Nil	Nil
	Any Other (specify)-Trust	Nil	Nil	Nil	Nil	Nil	Nil
	Any Other (specify)-Clearing Members	Nil	Nil	Nil	Nil	Nil	Nil
	Sub-Total (B)(2)	Nil	Nil	Nil	Nil	Nil	Nil
	Total Public shareholding (B)=(B)(1)+(B)(2)	Nil	Nil	Nil	Nil	Nil	Nil
	TOTAL (A)+(B)	Nil	Nil	Nil	Nil	Nil	Nil
(C)	Shares held by Custodians and against which Depository Receipts have been issued	Nil	Nil	Nil	Nil	Nil	Nil
	GRAND TOTAL (A)+(B)+(C)	Nil	Nil	Nil	Nil	Nil	Nil

For Alphageo (India) Limited

V. Perumallu
Venkatesa Perumallu Pasumarthy
Chief Financial Officer and Compliance Officer

Date: 05.10.2015
Place: Hyderabad

