



## UNAUDITED STANDALONE RESULTS FOR THE QUARTER ENDED 30 SEP 2015

Rupees in Lakhs

| Sl.No    | Particulars  | STANDALONE               |                           |                          |                          |                          | Audited<br>18 Months<br>period ended<br>31.03.2015 |
|----------|--|--------------------------|---------------------------|--------------------------|--------------------------|--------------------------|--|
|          |  | QUARTERLY                |                           |                          | HALF YEARLY              |                          |  |
|          |  | Unaudited<br>30 Sep 2015 | Unaudited<br>30 June 2015 | Unaudited<br>30 Sep 2014 | Unaudited<br>30 Sep 2015 | Unaudited<br>30 Sep 2014 |  |
| 1        | Income from operations   |                          |                           |                          |                          |                          |  |
|          | (a) Net sales/income from operations (net of excise duty)  | 940.01                   | 820.77                    | 401.24                   | 1,760.78                 | 918.79                   | 3,930.12   |
|          | (b) Other operating income   | -                        | -                         | -                        | -                        | -                        | -  |
|          | <b>Total income from operations (net)</b>  | <b>940.01</b>            | <b>820.77</b>             | <b>401.24</b>            | <b>1,760.78</b>          | <b>918.79</b>            | <b>3,930.12</b>                                    |
| 2        | Expenses   |                          |                           |                          |                          |                          |  |
|          | a) Cost of materials consumed  | 84.11                    | 75.87                     | 15.77                    | 159.99                   | (14.23)                  | 1,906.53   |
|          | b) Purchases of stock-in-trade   | -                        | -                         | -                        | -                        | -                        | -  |
|          | c) Changes in inventories of finished goods, work in process and stock-in-trade                              | 3.76                     | (5.37)                    | 70.75                    | (1.62)                   | 295.59                   | (121.88)   |
|          | d) Employee benefits expense   | 180.89                   | 197.27                    | 147.07                   | 378.16                   | 303.75                   | 852.07   |
|          | e) Depreciation and amortisation expense   | 349.88                   | 461.28                    | 885.13                   | 811.16                   | 2,021.30                 | 5,721.11   |
|          | f) Impairment of Carrying cost of CWIP   | -                        | -                         | -                        | -                        | -                        | -  |
|          | g) Other expenses  | 528.13                   | 516.84                    | 218.59                   | 1,044.97                 | 402.99                   | 1,798.24   |
|          | <b>Total expenses</b>  | <b>1,146.77</b>          | <b>1,245.90</b>           | <b>1,337.31</b>          | <b>2,392.67</b>          | <b>3,009.40</b>          | <b>10,156.07</b>                                   |
|          | <b>Profit from operations before other income, finance costs and exceptional items (1-2)</b>                 | <b>(206.76)</b>          | <b>(425.13)</b>           | <b>(936.06)</b>          | <b>(631.89)</b>          | <b>(2,090.61)</b>        | <b>(6,225.95)</b>                                  |
| 4        | Other income   | 1,286.85                 | 608.19                    | 1,548.10                 | 1,895.04                 | 1,645.54                 | 456.94   |
| 5        | <b>Profit from ordinary activities before finance costs and exceptional items (3+4)</b>                      | <b>1,080.09</b>          | <b>183.07</b>             | <b>612.04</b>            | <b>1,263.15</b>          | <b>(445.07)</b>          | <b>(5,769.01)</b>                                  |
| 6        | Finance costs  | 1,322.88                 | 1,269.27                  | 806.28                   | 2,592.16                 | 2,002.71                 | 7,004.75   |
| 7        | <b>Profit from ordinary activities after finance costs but before exceptional items (5-6)</b>                | <b>(242.80)</b>          | <b>(1,086.21)</b>         | <b>(194.24)</b>          | <b>(1,329.00)</b>        | <b>(2,447.79)</b>        | <b>(12,773.76)</b>                                 |
| 8        | Exceptional items  | (3.62)                   | -                         | -                        | (3.62)                   | -                        | -  |
| 9        | <b>Profit from ordinary activities before tax (7+8)</b>  | <b>(246.42)</b>          | <b>(1,086.21)</b>         | <b>(194.24)</b>          | <b>(1,332.63)</b>        | <b>(2,447.79)</b>        | <b>(12,773.76)</b>                                 |
| 10       | Tax expense  | (73.25)                  | (110.72)                  | (195.71)                 | (183.97)                 | (461.42)                 | (1,528.94)   |
| 11       | <b>Net Profit/(Loss) after tax (9-10)</b>  | <b>(173.17)</b>          | <b>(975.49)</b>           | <b>1.47</b>              | <b>(1,148.66)</b>        | <b>(1,986.37)</b>        | <b>(11,244.82)</b>                                 |
| 12       | Extraordinary Items (Net of Tax expenses)  | -                        | -                         | -                        | -                        | -                        | -  |
| 13       | <b>Net Profit/(Loss) for the period (11-12)</b>  | <b>(173.17)</b>          | <b>(975.49)</b>           | <b>1.47</b>              | <b>(1,148.66)</b>        | <b>(1,986.37)</b>        | <b>(11,244.82)</b>                                 |
| 14       | Share of Profit/ (Loss) of associates  | -                        | -                         | -                        | -                        | -                        | -  |
| 15       | Minority Interest  | -                        | -                         | -                        | -                        | -                        | -  |
| 16       | <b>Net Profit/ (Loss) after taxes, minority interest and share of profit/(Loss) of associates (13-14-15)</b> | <b>(173.17)</b>          | <b>(975.49)</b>           | <b>1.47</b>              | <b>(1,148.66)</b>        | <b>(1,986.37)</b>        | <b>(11,244.82)</b>                                 |
| 17       | Paid-up equity share capital<br>(Face value - Rs. 10 per equity share)                                       | 3,404.89                 | 3,404.89                  | 3,404.89                 | 3,404.89                 | 3,404.89                 | 3,404.89   |
| 18       | Reserve excluding Revaluation Reserves as per balance sheet of previous accounting year                      | -                        | -                         | -                        | -                        | -                        | -  |
| 19       | Earnings per share (of Rs.10 each) (for the period - not annualised)   |                          |                           |                          |                          |                          |  |
|          | - Basic (Rs.)  | (0.51)                   | (2.86)                    | 0.00                     | (3.37)                   | (5.83)                   | (33.03)  |
|          | - Diluted (Rs.)  | (0.51)                   | (2.86)                    | 0.00                     | (3.37)                   | (5.83)                   | (33.03)  |
| <b>A</b> | <b>Particulars of Shareholding</b>   |                          |                           |                          |                          |                          |  |
| 1        | Public Shareholding  |                          |                           |                          |                          |                          |  |
|          | - Number of shares   | 29,779,671               | 29,779,671                | 29,779,671               | 29,779,671               | 29,779,671               | 29,779,671   |
|          | - Percentage of shareholding   | 87.46                    | 87.46                     | 87.46                    | 87.46                    | 87.46                    | 87.46  |
| 2        | Promoters and Promoter group Shareholding  |                          |                           |                          |                          |                          |  |
| a)       | Pledged/encumbered   |                          |                           |                          |                          |                          |  |
|          | -Number of shares  | 693,000                  | 693,000                   | 693,000                  | 693,000                  | 693,000                  | 693,000  |
|          | -Percentage of shares (as a % of the total shareholding of promoter and promoter group)                      | 16.23                    | 16.23                     | 16.23                    | 16.23                    | 16.23                    | 16.23  |
|          | -Percentage of shares (as a % of the total share capital of the company)                                     | 2.04                     | 2.04                      | 2.04                     | 2.04                     | 2.04                     | 2.04   |
| b)       | Non-encumbered   |                          |                           |                          |                          |                          |  |
|          | -Number of shares  | 3,576,190                | 3,576,190                 | 3,576,190                | 3,576,190                | 3,576,190                | 3,576,190  |
|          | -Percentage of shares (as a % of the total shareholding of promoter and promoter group)                      | 83.77                    | 83.77                     | 83.77                    | 83.77                    | 83.77                    | 83.77  |
|          | -Percentage of shares (as a % of the total share capital of the company)                                     | 10.50                    | 10.50                     | 10.50                    | 10.50                    | 10.50                    | 10.50  |

**BARTRONICS INDIA LIMITED**

# 201-202, Ashoka Capital, Road No.2, Banjara Hills,  
Hyderabad-500 034, India. Tel : 040 49269269, Fax : 040 49269246  
E-mail : info@bartronics.com www.bartronics.com



|          | Particulars                                   | 3 Months Ended 30 Sep 2015 |
|----------|---|----------------------------|
| <b>B</b> | <b>Investor Complaints</b>                    |                            |
|          | Pending at the beginning of the Period        | NIL                        |
|          | Received during the Period                    | 2                          |
|          | Disposed during the Period                    | 2                          |
|          | Remaining unresolved at the end of the Period | NIL                        |

The Company has two subsidiaries a) Bartronics Middle East b) Bartronics Asia PTE ltd. The consolidated figures for the quarter ended 30th Sep 2015 are as follows:

| Particulars                                   | Quarter ended 30th Sep 2015 | Quarter ended 30th Sep 2014 |
|---|-----------------------------|-----------------------------|
| a) Turn Over (Rs.in lakhs)                    | 1,249.23                    | 740.55                      |
| b) Net profit/(loss) after tax (Rs.in lakhs)  | (179.24)                    | (369.54)                    |
| c) Earning per share (Face value of Rs.10)    | (0.53)                      | (1.09)                      |
| - Basic and Diluted (in Rs.) (not annualised) | (0.53)                      | (1.09)                      |

**Notes:**

- The above Unaudited Financial Results have been reviewed by the Audit Committee and approved by the Board of Directors of the Company at their respective meetings held on November 13, 2015 and have been subjected to a limited review by the Statutory Auditors as per clause 41 of the listing Agreement.
- The company has started negotiations with the holders of company's bonds (FCCBs) and in this regard it has appointed a consultant to assess all the options available with the company and finalize the best suited approach in order to address the maturity of the bonds. The company is in the advance stage of arriving consensus with the bond holders and is confident of resolving this shortly.
- Sundry Debtors include export receivables aggregating to Rs. 960.47 Crores as at September 30, 2015. On account of the economic slowdown and consequent recessionary conditions in the global market there have been delays in recovery of such amounts. Given the fact that the amounts are recoverable from customers with whom the Company has a long standing relationship, the Management is confident of realizing the amounts due and no provisions are required on these accounts at this stage, notwithstanding the "disclaimer" by the Auditors in their report for the period ended September 30, 2015. Consequently, management believes that the recognition of revenue and the corresponding foreign exchange translation gain/(loss) to the extent of Rs. 12.87 crores for the quarter ended September 30, 2015, is appropriate, as there is no uncertainty regarding recovery of the corresponding outstanding amount with respect to receivables.
- The Company was awarded the "AapkeDwar" Project in 2009 by the Muncipal Corporation of Delhi (MCD). The project envisages availment of various Government to Citizen (G2C) Service. The Company is required to install and operate 2,000 Kiosks at various locations in the city of facilitate the above. The Company has also the right to display advertisements on the external walls of the kiosks.  
  
As at the quarter ended dated September 30, 2015 – 300 kiosks have been constructed and for the balance 1,700 Kiosks, allotment of clear sites by MCD is awaited. In view of the unseemly delays in the allocation of sited by the MCD, the company has filed a petition in the High Court of Delhi which has initiated the process of arbitration. However, the management is confident of arriving at an amicable solution shortly.
- The number of investor complaints pending at the beginning of the quarter – NIL, received during the quarter TWO disposed of during the quarter TWO and pending unresolved at the end of the quarter NIL
- Figures have been regrouped to facilitate comparison with the previous period results wherever necessary.

**BARTRONICS INDIA LIMITED**

# 201-202, Ashoka Capital, Road No.2, Banjarahills,  
Hyderabad-500 034. India. Tel : 040 49269269, Fax : 040 49269246  
E-mail : info@bartronics.com www.bartronics.com



| <b>BARTRONICS INDIA LIMITED</b>  |                                   |         |                            |                          |
|--|-----------------------------------|---------|----------------------------|--------------------------|
| <b>CONSOLIDATED STATEMENT OF ASSETS AND LIABILITIES AS AT 30.09.2015</b> |                                   |         |                            |                          |
| Rupees in Lakhs  |                                   |         |                            |                          |
|  | Particulars                       | Note No | Unaudited As at 30.09.2015 | Audited As at 31.03.2015 |
| <b>I.</b>  | <b>EQUITY AND LIABILITIES</b>     |         |                            |                          |
| 1  | Shareholders' funds               |         |                            |                          |
|  | a) Share capital                  | 3       | 3,404.89                   | 3,404.89                 |
|  | b) Reserves and surplus           | 4       | 22,664.40                  | 22,760.03                |
|  |                                   |         | 26,069.28                  | 26,164.91                |
| 2  | <b>Non- Current Liabilities</b>   |         |                            |                          |
|  | a) Long-term borrowings           | 5       | -                          | 2.28                     |
|  | b) Deferred tax liabilities (net) | 6       | -                          | -                        |
|  | c) other non current liabilities  |         | -                          | -                        |
|  | d) Long term Provisions           | 7       | 231.62                     | 227.27                   |
|  |                                   |         | 231.62                     | 229.55                   |
| 3  | <b>Current Liabilities</b>        |         |                            |                          |
|  | a) Short-term borrowings          | 8       | 17,158.33                  | 16,885.27                |
|  | b) Trade payables                 | 9       | 43,170.58                  | 37,609.80                |
|  | c) Other current liabilities      | 10      | 65,760.36                  | 61,857.88                |
|  | d) Short-term provisions          | 11      | 15,110.77                  | 15,129.56                |
|  |                                   |         | 141,200.04                 | 131,482.51               |
|  | <b>TOTAL</b>                      |         | 167,500.94                 | 157,876.98               |
| <b>II.</b>   | <b>ASSETS</b>                     |         |                            |                          |
| 1  | <b>Non- Current Assets</b>        |         |                            |                          |
|  | a) Fixed assets                   |         |                            |                          |
|  | i) Tangible assets                | 12 A    | 5,052.14                   | 5,701.76                 |
|  | ii) Intangible Assets             | 12 B    | 20,470.53                  | 20,607.25                |
|  | iii) Capital work in progress     |         | 1,274.27                   | 1,355.54                 |
|  |                                   |         | 26,796.94                  | 27,664.55                |
|  | b) Non-current investments        | 13      | -                          | -                        |
|  | c) Deferred tax Asset (net)       | 14      | 1,489.93                   | 1,305.96                 |
|  | d) Long-term loans and advances   | 15      | 14,717.50                  | 14,724.62                |
|  | Good will on consolidation        |         | 392.75                     | 392.75                   |
|  |                                   |         | 43,397.12                  | 44,087.88                |
| 2  | <b>Current Assets</b>             |         |                            |                          |
|  | a) Current investments            |         |                            |                          |
|  | b) Inventories                    | 16      | 736.27                     | 715.10                   |
|  | c) Trade receivables              | 17      | 108,071.73                 | 106,780.26               |
|  | d) Cash and bank balances         | 18      | 496.84                     | 459.24                   |
|  | e) Short-term loans and advances  | 19      | 11,521.40                  | 2,317.39                 |
|  | f) Other current assets           | 20      | 3,277.58                   | 3,517.11                 |
|  |                                   |         | 124,103.82                 | 113,789.10               |
|  | <b>TOTAL</b>                      |         | 167,500.94                 | 157,876.98               |

See accompanying notes forming part of the financial statements

For and on behalf of the Board of Directors

K. Udai Sagar  
Managing Director

Place : Hyderabad

Date : 13.11.2015

**BARTRONICS INDIA LIMITED**


# 201-202, Ashoka Capitol, Road No. 2, Banjara Hills,  
Hyderabad-500 034, AP, India. Tel : 040 49269269, Fax : 040 49269246,  
E-mail : info@bartronicsindia.com www.bartronics.com




| <b>BARTRONICS INDIA LIMITED</b>  |                                   |         |                            |                          |
|--|-----------------------------------|---------|----------------------------|--------------------------|
| <b>STANDALONE STATEMENT OF ASSETS AND LIABILITIES AS AT 30.09.2015</b> |                                   |         |                            |                          |
| Rupees in Lakhs  |                                   |         |                            |                          |
|  | Particulars                       | Note No | Unaudited As at 30.09.2015 | Audited As at 31.03.2015 |
| <b>I.</b>  | <b>EQUITY AND LIABILITIES</b>     |         |                            |                          |
| 1  | Shareholders' funds               |         |                            |                          |
|  | a) Share capital                  | 3       | 3,404.89                   | 3,404.89                 |
|  | b) Reserves and surplus           | 4       | 13,722.09                  | 14,870.75                |
|  |                                   |         | 17,126.98                  | 18,275.63                |
| 2  | <b>Non- Current Liabilities</b>   |         |                            |                          |
|  | a) Long-term borrowings           | 5       | -                          | 2.28                     |
|  | b) Deferred tax liabilities (net) | 6       | -                          | -                        |
|  | c) other non current liabilities  |         | -                          | -                        |
|  | d) Long term Provisions           | 7       | 231.62                     | 227.27                   |
|  |                                   |         | 231.62                     | 229.55                   |
| 3  | <b>Current Liabilities</b>        |         |                            |                          |
|  | a) Short-term borrowings          | 8       | 23,919.37                  | 23,198.16                |
|  | b) Trade payables                 | 9       | 26,198.74                  | 26,205.27                |
|  | c) Other current liabilities      | 10      | 65,516.42                  | 61,633.14                |
|  | d) Short-term provisions          | 11      | 15,110.77                  | 15,129.56                |
|  |                                   |         | 130,745.31                 | 126,166.13               |
|  | <b>TOTAL</b>                      |         | 148,103.91                 | 144,671.31               |
| <b>II.</b>   | <b>ASSETS</b>                     |         |                            |                          |
| 1  | <b>Non- Current Assets</b>        |         |                            |                          |
|  | a) Fixed assets                   |         |                            |                          |
|  | i) Tangible Assets                | 12 A    | 4,658.61                   | 5,308.23                 |
|  | ii) Intangible Assets             | 12 B    | 1,017.68                   | 1,151.84                 |
|  | iii) Capital work in progress     |         | 1,274.27                   | 1,355.54                 |
|  |                                   |         | 6,950.57                   | 7,815.62                 |
|  | b) Non-current investments        | 13      | 30,217.99                  | 30,217.99                |
|  | c) Deferred tax Asset (net)       | 14      | 1,489.93                   | 1,305.96                 |
|  | d) Long-term loans and advances   | 15      | 14,717.50                  | 14,723.86                |
|  | Good will on consolidation        |         | -                          | -                        |
|  |                                   |         | 53,375.98                  | 54,063.42                |
| 2  | <b>Current Assets</b>             |         |                            |                          |
|  | a) Current investments            |         |                            |                          |
|  | b) Inventories                    | 16      | 736.27                     | 715.10                   |
|  | c) Trade receivables              | 17      | 89,010.56                  | 85,322.26                |
|  | d) Cash and bank balances         | 18      | 379.57                     | 406.41                   |
|  | e) Short-term loans and advances  | 19      | 1,323.95                   | 647.02                   |
|  | f) Other current assets           | 20      | 3,277.58                   | 3,517.11                 |
|  |                                   |         | 94,727.93                  | 90,607.90                |
|  | <b>TOTAL</b>                      |         | 148,103.91                 | 144,671.32               |

See accompanying notes forming part of the financial statements

For and on behalf of the Board of Directors

Place : Hyderabad  
Date : 13.11.2015
  
K. Uday Sagar  
Managing Director
**BARTRONICS INDIA LIMITED**# 201-202, Ashoka Capitol, Road No. 2, Banjara Hills,  
Hyderabad-500 034, AP, India. Tel : 040 49269269, Fax : 040 49269246,  
E-mail : info@bartronicsindia.com www.bartronics.com





**LIMITED REVIEW REPORT FOR THE QUARTER ENDED 30<sup>th</sup> SEPTEMBER 2015**

- 1) We have reviewed the accompanying statement of un-audited financial results of Bartronics India, Hyderabad for the quarter ended 30<sup>th</sup> September 2015. This statement is the responsibility of the Company's Management and has been approved by the Board of Directors. Our responsibility is to issue a report on these financial statements based on our review.
- 2) We conducted our review in accordance with the Standard on Review Engagement (SRE) 2410, "Review of Interim Financial Information performed by the Independent Auditor of the Entity" issued by the Institute of Chartered Accountants of India. This standard requires that we plan and perform the review to obtain moderate assurance as to whether the financial statements are free of material misstatements. A review is limited primarily to inquiries of company personnel and analytical procedures applied to financial data and thus provide less assurance than an audit. We have not performed an audit and accordingly, we do not express an opinion.
- 3) We did not carry out a review of the consolidated results of the Company.
- 4) We invite attention to Note 2 forming part of the Statement which sets out the proposed plan of the Company with regard to Foreign Currency Convertible Borrowings aggregating to Rs. 33,106.75 lakhs as at September 30, 2015 that fell due for redemption on February 4, 2013. In this regard the company had filed a request for an extension of the maturity of the bonds to May 4, 2014 with Reserve Bank of India which was granted by them vide their letter dated February 21, 2014.

The company has appointed M/s Avista Advisory Group to assess all the options available with the company and finalize best suited approach in order to address the maturity. Accordingly the company has applied for further extension of the maturity date to November 4, 2014 with Reserve Bank of India and the company is waiting to hear from RBI to move forward. As informed to us the company is confident of arriving at a consensus with the bond holders shortly.

- 5) Attention is also invited to the following:
  - a) Note 3 forming part of the Statement regarding Capital advances to the extent of Rs. 9,142.75 Lakhs "We are unable to ascertain whether such balances are fully recoverable". Accordingly, we are unable to ascertain the impact, if any, that may arise in case any of these advances are subsequently determined to be doubtful of recovery. Had the Company provided for the same, the loss for the period would have been higher by the said amount.
  - b) Note 4 forming part of the Statement regarding Trade Receivables aggregating to Rs.92,739.71 Lakhs are more than three years old and in respect of which the company provided only Rs.7,035.97 lakhs. We are unable to form an opinion on the extent to which the debts may be recoverable





- c) Note 5 forming part of the financial statements regarding uncertainties relating to the MCD - Aapke Dwar project. The Company has filed a case in the High Court of Delhi and the matter is pending at the Arbitration.
- 6) The Company has defaulted in repayment of dues to Financial Institution and Banks and consequently the Company has charged interest on term Loans and Cash Credit accounts based on own calculation as the Financial Institutions and some Banks have declined company's request for obtaining bank statements. No Interest is provided on Unsecured Loans for the quarter.
- 7) The Company has not paid the statutory dues as on 30.09.2015 amounting to Rs.2657.45 Lakhs of which Rs.2629.75 lakhs are disputed.
- 8) Few banks have filed cases in DRT. A criminal case was also filed by a creditor at Delhi. There are certain cases against the Company pending at the Labour Court of India.
- 9) Based on our review conducted and subject to observations as stated above, nothing has come to our attention that causes us to believe that the accompanying statement of un-audited financial results prepared in accordance with applicable accounting standards and other recognised accounting practices and policies has not disclosed the information required to be disclosed in terms of Clause 41 of the Listing Agreement including the manner in which it is to be disclosed, or that it contains any material misstatement.
- 10) Further we also report that we have traced the number of shares as well as the percentage of shareholding in respect of aggregate amount of public shareholding and the number of shares as well as the percentage of shares pledged/ encumbered and non-encumbered in respect of the aggregate amount of the promoters and promoter group shareholding in terms of clause 35 of the Listing Agreements from the details furnished by the Management and the particulars relating to undisputed investor complaints from the details furnished by the Registrars.

Place: Hyderabad  
Date: 13<sup>th</sup> November, 2015



For T.Raghavendra & Associates  
Chartered Accountants

*T. Raghavendra*  
T.Raghavendra  
Mem No. 023806