



Introductory sub-table (I)(a)			
Name of the Company:	GAGAN POLYCOT INDIA LIMITED		
Scrip Code, Name of the scrip, class of security:	531196		
Quarter ended:	30/09/2015		
Partly paid-up shares:-	No. of partly paid-up shares	As a % of total no. of partly paid-up shares	As a % of total no. of shares of the company
Held by promoter/promoter group	NIL	NIL	NIL
Held by public	NIL	NIL	NIL
Total - D	NIL	NIL	NIL
Outstanding convertible securities:-	No. of outstanding securities	As a % of total no. of outstanding convertible securities	As a % of total no. of shares of the company, assuming full conversion of the convertible securities
Held by promoter/promoter group	NIL	NIL	NIL
Held by public	NIL	NIL	NIL
Total - E	NIL	NIL	NIL
Warrants:-	No. of warrants	As a % of total no. of warrants	As a % of total no. of shares of the company, assuming full conversion of warrants
Held by promoter/promoter group	NIL	NIL	NIL
Held by public	NIL	NIL	NIL
Total - F	NIL	NIL	NIL
Total paid-up capital of the company, assuming full conversion of warrants and convertible securities	10000000		




Statement Showing Shareholding Pattern								
Company Name: GAGAN POLYCOT INDIA LIMITED			Table (I)(a)					
Category code	Category of Shareholder	Number of Shareholders	Total number of shares	Number of shares held in dematerialized form	Total shareholding as a percentage of total number of shares		Shares Pledged or otherwise encumbered	
					As a percentage of (A+B)1	As a percentage of (A+B+C)	Number of shares	As a percentage
(I)	(II)	(III)	(IV)	(V)	(VI)	(VII)	(VIII)	(IX) = (VIII)/(IV)*100
(A)	Shareholding of Promoter and Promoter Group2							
	1 Indian							
(a)	Individuals/ HUF	0	0	0	0.00	0.00	0	0.00
(b)	Central Govt./ State Govt.(s)	0	0	0	0.00	0.00	0	0.00
(c)	Bodies Corporate	1	2432100	2432100	24.33	24.32	0	0.00
(d)	Financial Institutions/ Banks	0	0	0	0.00	0.00	0	0.00
(e)	Any Others(Specify)							
(e-i)	Trusts				0.00	0.00		0.00
(e-ii)	Directors				0.00	0.00		0.00
	Sub Total(A)(1)	1	2432100	2432100	24.33	24.32	0	0.00
	2 Foreign							
a	Individuals (NRI/Foreign Individu	0	0	0	0.00	0.00	0	0.00
b	Bodies Corporate	0	0	0	0.00	0.00	0	0.00
c	Institutions	0	0	0	0.00	0.00	0	0.00
d	Qualified Foreign Investor	0	0	0	0.00	0.00	0	0.00
e	Any Others(Specify)	0	0	0	0.00	0.00	0	0.00



	Sub Total(A)(2)	0	0	0	0	0.00	0.00	0	0.00
	Total Shareholding of Promote	1	2432100	2432100	24.33	24.32	0	0.00	
(B)	Public shareholding								
	1 Institutions								
(a)	Mutual Funds/ UTI	0	0	0	0.00	0.00	0	0.00	
(b)	Financial Institutions / Banks	0	0	0	0.00	0.00	0	0.00	
(c)	Central Government/ State Govern	0	0	0	0.00	0.00	0	0.00	
(d)	Venture Capital Funds	0	0	0	0.00	0.00	0	0.00	
(e)	Insurance Companies	0	0	0	0.00	0.00	0	0.00	
(f)	Foreign Institutional Investors	0	0	0	0.00	0.00	0	0.00	
(g)	Foreign Venture Capital Investors	0	0	0	0.00	0.00	0	0.00	
(h)	Qualified Foreign Investor	0	0	0	0.00	0.00	0	0.00	
(I)	Any Other (specify)	0	0	0	0.00	0.00	0	0.00	
	Sub-Total (B)(1)	0	0	0	0.00	0.00	0	0.00	
B 2	Non-institutions								
(a)	Bodies Corporate	85	906607	823807	9.07	9.07	0	0.00	
(b)	Individuals								
I	Ind-Hold nominal shr capital upto	2357	2493208	1327908	24.94	24.93	0	0.00	
II	Ind-Hold nominal shr capital in ex	102	4152320	3972720	41.54	41.52	0	0.00	
(c)	Qualified Foreign Investor	0	0	0	0.00	0.00	0	0.00	
(d)	Any Other (specify)								
(d-i)	Others	0	0	0	0.00	0.00	0	0.00	
(d-ii)	Clearing member	0	0	0	0.00	0.00	0	0.00	
(d-iii)	NRIs	3	10765	10765	0.11	0.11	0	0.00	
(d-iv)	NRI Corp Bodies	0	0	0	0.00	0.00	0	0.00	
(d-v)	Foreign Corp Bodies (Including FI	0	0	0	0.00	0.00	0	0.00	




(d-vi)	Customers	0	0	0	0	0.00	0.00	0	0.00
(d-vii)	Suppliers	0	0	0	0	0.00	0.00	0	0.00
(d-viii)	Foreign Nationals	0	0	0	0	0.00	0.00	0	0.00
(d-ix)	Trusts	0	0	0	0	0.00	0.00	0	0.00
(d-x)	Foreign (Promoters)	0	0	0	0	0.00	0.00	0	0.00
(d-xi)	Directors	0	0	0	0	0.00	0.00	0	0.00
(d-xii)	Directors Relatives	0	0	0	0	0.00	0.00	0	0.00
(d-xiii)	Foreign Individuals (Including FDI)	0	0	0	0	0.00	0.00	0	0.00
	Sub-Total (B)(2)	2547	7562900	6135200	75.67	75.63	0	0.00	0.00
(B)	Total Public Shareholding (B) -	2547	7562900	6135200	75.67	75.63	0	0.00	0.00
	TOTAL (A)+(B)	2548	9995000	8567300	100.00	99.95	0	0.00	0.00
(C)	Shares held by Custodians and against which Depository Receipts have been issued								
1	Promoter and Promoter Group	0	0	0	0.00	0.00	0	0.00	0.00
2	Public -	1	5000	5000	0.00	0.05	0	0.00	0.00
	Sub-Total (C)	1	5000	5000	0.00	0.05	0	0.00	0.00
	GRAND TOTAL (A)+(B)+(C)	2549	10000000	8572300	100.00	100.00	0	0.00	0.00




(I)(b) Statement showing holding of securities (including shares, warrants, convertible securities) of persons belonging to the category "Promoter and Promoter Group"											
Sr. No.	Name of the shareholder	Details of Shares held		Encumbered shares (*)			Details of warrants		Details of convertible securities		Total shares (including underlying shares assuming full conversion of warrants and convertible securities) as a % of diluted share capital
		Number of shares held	As a % of grand total (A)+(B)+(C)	No.	As a percentage	As a % of grand total (A)+(B)+(C) of sub-clause (I)(a)	Number of warrants held	As a % Total Number of warrants of the same Class	Number of convertible securities held	As a % Total Number of convertible securities of the same Class	
(I)	(II)	(III)	(IV)	(V)	(VI)	(VII)	(VIII)	(IX)	(X)	(XI)	(XII)
1	LIEN TRADING PRIVATE LIMITED	2432100	24.32	0	0.00	0.00	0	0.00	0	0.00	0.00
TOTAL		2432100	24.32	0	0.00	0.00	0	0.00	0	0.00	0.00



(*) The term "encumbrance" has the same meaning as assigned to it in regulation 28(3) of the SAST Regulations, 2011



(I)(c) Statement showing holding of securities (including shares, warrants, convertible securities) of persons belonging to the category "Public" and holding more than 1% of the total number of shares									
Sr. No.	Name of the shareholder	Number of shares held	Shares as a percentage of total number of shares {i.e., Grand Total (A)+(B)+(C) indicated in Statement at para (I)(a) above}	Details of warrants		Details of		Total shares (including underlying shares assuming full Conversion of warrants and convertible securities) as a % of diluted share capital	
				Number of warrants held	As a % Total Number of warrants of the same Class	Number of convertible securities held	As a % Total Number of convertible securities of the same Class		
1	ADITYA BIRLA MONEY	214519	2.15	0	0.00	0.00	0	0.00	
2	ANJU R MAHESHWARI	303500	3.04	0	0.00	0.00	0	0.00	
3	ASHIK DINESHCHAND	120220	1.20	0	0.00	0.00	0	0.00	
4	ASHOK KUMAR MAHES	100035	1.00	0	0.00	0.00	0	0.00	
5	BMA WEALTH CREATO	100182	1.00	0	0.00	0.00	0	0.00	
6	CANTABIL RETAIL IND	108800	1.09	0	0.00	0.00	0	0.00	
7	SAMIR JITENDRA JAVE	215759	2.16	0	0.00	0.00	0	0.00	
8	SANJAY RAMESH MAH	160000	1.60	0	0.00	0.00	0	0.00	
9	URVI DEEPAK MEHTA	180300	1.80	0	0.00	0.00	0	0.00	
10	VIVEKANAND GANGAR	114517	1.15	0	0.00	0.00	0	0.00	
	TOTAL	1617832	16.18	0	0.00	0.00	0	0.00	




(I)(c)(ii) Statement showing holding of securities (including shares, warrants, convertible securities) of persons (together with PAC) belonging to the category "Public" and holding more than 5% of the total number of shares of the company.								
Sr. No.	Name(s) of the shareholder(s) and the Persons Acting in Concert (PAC) with them	Number of shares	Shares as a percentage of total number of shares {i.e., Grand Total (A)+(B)+(C) indicated in Statement at	Details of warrants		Details of convertible		Total shares (including underlying shares assuming full Conversion of warrants and convertible securities) as a %
				Number of warrants	As a % Total Number of warrants of the same Class	Number of convertible securities held	% w.r.t Total Number of convertible securities of the same Class	
1		0	0.00	0	0.00	0	0.00	0.00
	TOTAL	0	0.00	0	0.00	0	0.00	0.00


(II)(b) Statement showing holding of Depository Receipts (DRs), where underlying shares held				
by 'promoter/promoter group' are in excess of 1% of the total number of shares.				
Sr. No.	Name of the DR Holder	Type of outstanding DR (ADRs, GDRs, SDRs, etc.)	Number of shares underlying outstanding DRs	Shares underlying outstanding DRs as a percentage of total number of shares {i.e., Grand Total (A)+(B)+(C) indicated in Statement at para (I)(a) above}
1		0	0	0
	TOTAL	0	0	0

[Handwritten Signature]



Gagan Polycor India Limited

(II)(a) Statement showing details of Depository Receipts (DRs)				
Sr. No.	Type of outstanding DR (ADRs, GDRs, SDRs, etc.)	Number of outstanding DRs	Number of shares underlying outstanding DRs	Shares underlying outstanding DRs as a percentage of total number of shares {i.e., Grand Total (A)+(B)+(C) indicated in Statement at para (I)(a) above}
1	VENKATESWARA BUSINESS FIN	1	5000	0.05
TOTAL		1	5000	0.05



(I)(d) Statement showing details of locked-in shares				
Sr. No.	Name of the shareholder	Number of locked-in shares	Locked-in shares as a percentage of total number of shares {i.e., Grand Total (A)+(B)+(C) indicated in Statement at para (I)(a) above}	Promoter / Promoter Group / Public
1	LIEN TRADING PRIVATE LIMITED	1650000	16.50	Promoter / Promoter Group
	TOTAL	1650000	16.50	



Sr.No.	Notes
1	
2	
3	
4	
5	
6	
7	
8	
9	

