




SCRIP CODE:	532874	Name of the Scrip: SURYACHAKRA	
Class of Security:			
QUARTER ENDED:	30/06/2015		
Partly paid-up shares		As a % of total no. of partly paid-up shares	As a % of total no. of shares of the Company.
Held by promoter/promoter group	0	0	0
Held by Public	0	0	0
Total:	0	0	0
Outstanding convertible securities:		As a % of total no. of outstanding convertible securities.	As a % of total no. of shares of the Company assuming full conversion of the convertible securities
Held by promoter/promoter group	0	0	0
Held by Public	0	0	0
Total:	0	0	0
Warrants:		As a % of total no. of warrants	As a % of total no. of shares of the Company, assuming full conversion of warrants
Held by promoter/promoter group	0	0	0
Held by Public	0	0	0
Total:	0	0	0
Total paid-up capital of the Company, assuming full conversion of warrants and convertible securities	149632960	0	100.00




CATEGORY CODE	CATEGORY OF SHAREHOLDER	NO OF SHAREHOLDERS (iii)	TOTAL NUMBER OF SHARES (iv)	NO OF SHARES HELD IN DEMATERIALIZED FORM (v)	TOTAL SHAREHOLDING AS A % OF TOTAL NO OF SHARES		SHARES PLEDGE OR OTHERWISE ENCUMBERED	
					AS a PERCENTAGE of (A+B) (vi)	As a PERCENTAGE of (A+B+C) (vii)	NUMBER OF SHARES (viii)	(IX)=(VIII)/(IV)*100
(i)	(ii)							
(A)	PROMOTER AND PROMOTER GROUP							
(1)	INDIAN							
(a)	Individual /HUF	12	5316804	5316804	3.55	3.55	5237065	98.50
(b)	Central Government/State Government(s)	0	0	0	0.00	0.00	0	0.00
(c)	Bodies Corporate	5	24519297	24519297	16.39	16.39	23419297	95.51
(d)	Financial Institutions / Banks	0	0	0	0.00	0.00	0	0.00
(e)	Others	0	0	0	0.00	0.00	0	0.00
	Sub-Total A(1) :	17	29836101	29836101	19.94	19.94	28656362	96.05
(2)	FOREIGN							
(a)	Individuals (NRIs/Foreign Individuals)	0	0	0	0.00	0.00	0	0.00
(b)	Bodies Corporate	1	5221898	5221898	3.49	3.49	5221898	100.00
(c)	Institutions	0	0	0	0.00	0.00	0	0.00
(d)	Qualified Foreign Investor	0	0	0	0.00	0.00	0	0.00
(e)	Others	0	0	0	0.00	0.00	0	0.00
	Sub-Total A(2) :	1	5221898	5221898	3.49	3.49	5221898	100.00
	Total A=A(1)+A(2)	18	35057999	35057999	23.43	23.43	33878260	96.63
(B)	PUBLIC SHAREHOLDING							
(1)	INSTITUTIONS							
(a)	Mutual Funds /UTI	0	0	0	0.00	0.00		
(b)	Financial Institutions /Banks	0	0	0	0.00	0.00		
(c)	Central Government / State Government(s)	0	0	0	0.00	0.00		
(d)	Venture Capital Funds	0	0	0	0.00	0.00		
(e)	Insurance Companies	0	0	0	0.00	0.00		
(f)	Foreign Institutional Investors	0	0	0	0.00	0.00		
(g)	Foreign Venture Capital Investors	0	0	0	0.00	0.00		
(h)	Qualified Foreign Investor	0	0	0	0.00	0.00		
(i)	Others	0	0	0	0.00	0.00		
	Sub-Total B(1) :	0	0	0	0.00	0.00		
(2)	NON-INSTITUTIONS							
(a)	Bodies Corporate	455	15711893	13658093	10.50	10.50		
(b)	Individuals							





CATEGORY CODE	CATEGORY OF SHAREHOLDER	NO OF SHAREHOLDERS (III)	TOTAL NUMBER OF SHARES (IV)	NO OF SHARES HELD IN DEMATERIALIZED FORM (V)	TOTAL SHAREHOLDING AS A % OF TOTAL NO OF SHARES		SHARES PLEDGE OR OTHERWISE ENCUMBERED	
					AS a PERCENTAGE of (A+B) (VI)	As a PERCENTAGE of (A+B+C) (VII)	NUMBER OF SHARES (VIII)	AS a PERCENTAGE (IX)=(VIII)/(IV)*100
(I)	(II)							
	(i) Individuals holding nominal share capital upto Rs.1 lakh	44580	44054363	44031542	29.44	29.44		
	(ii) Individuals holding nominal share capital in excess of Rs.1 lakh	1416	52965406	52902906	35.40	35.40		
(c)	Others							
	CLEARING MEMBERS	21	78267	78267	0.05	0.05		
	NON RESIDENT INDIANS	213	1762532	1762532	1.18	1.18		
	TRUSTS	2	2500	2500	0.00	0.00		
(d)	Qualified Foreign Investor	0	0	0	0.00	0.00		
	Sub-Total B(2) :	46687	114574961	112435840	76.57	76.57		
	Total B=B(1)+B(2) :	46687	114574961	112435840	76.57	76.57		
	Total (A+B) :	46705	149632960	147493839	100.00	100.00		
(C)	Shares held by custodians, against which Depository Receipts have been issued							
(1)	Promoter and Promoter Group							
(2)	Public	0	0	0	0.00	0.00		
	GRAND TOTAL (A+B+C) :	46705	149632960	147493839	100.00	100.00	33878260	22.64




(U)(b) Statement showing holding of securities (including shares, warrants, convertible securities) of persons belonging to the category "Promoter and Promoter Group"													
Sr.No	Name of the Shareholder	Details of Shares held			Encumbered shares (*)			Details of Warrants			Details of convertible securities		Total Shares (including underlying shares assuming full conversion of warrants and convertible securities) as a % of diluted share capital
		No. of Shares held (iii)	As a % of grand total (A)+(B)+(C) (iv)	Pledge Shares (v)	AS a percentage (VI)=(V)/(iii)*100 (vi)	AS a % of grand total (A) + (B) + (C) of sub-clause (f)(e) (vii)	Number of warrants held (viii)	As a % total number of warrants of the same class (ix)	Number of convertible securities held (x)	As a % total number of convertible securities of the same class (xi)	(xii)		
1	MAUKTIKA ENERGY PRIVATE LIMITED	19751397	13.20	19751397	100.00	13.20	0	0.00	0	0.00	0	0.00	13.20
2	S M INFRASTRUCTURE INVESTMENT LIMITED	5221898	3.49	5221898	100.00	3.49	0	0.00	0	0.00	0	0.00	3.49
3	MANEPALLI INVESTMENTS PVT LIMITED	1500000	1.00	1500000	100.00	1.00	0	0.00	0	0.00	0	0.00	1.00
4	MANNEPALLI INVESTMENTS PVT.LTD	1442900	0.96	1442900	100.00	0.96	0	0.00	0	0.00	0	0.00	0.96
5	SURYAMANIKYAM MANEPALLI	1376100	0.92	1376100	100.00	0.92	0	0.00	0	0.00	0	0.00	0.92
6	MANGATAYARU MANEPALLI	1256100	0.84	1256100	100.00	0.84	0	0.00	0	0.00	0	0.00	0.84
7	MAUKTIKA ENERGY PRIVATE LIMITED	1100000	0.74	0	0.00	0.00	0	0.00	0	0.00	0	0.00	0.74
8	M SESHAVATHARAM	964194	0.64	963080	99.88	0.64	0	0.00	0	0.00	0	0.00	0.64
9	AASRIT ENERGY PRIVATE LIMITED	725000	0.48	725000	100.00	0.48	0	0.00	0	0.00	0	0.00	0.48
10	MANEPALLI SUNITHA	552500	0.37	550000	99.55	0.37	0	0.00	0	0.00	0	0.00	0.37
11	SURYA MANIKYAM MANEPALLI	535595	0.36	535151	99.92	0.36	0	0.00	0	0.00	0	0.00	0.36
12	SESHAVATHARAM MANEPALLI	153700	0.10	153700	100.00	0.10	0	0.00	0	0.00	0	0.00	0.10
13	MANGATAYARU MANEPALLI	134800	0.09	134800	100.00	0.09	0	0.00	0	0.00	0	0.00	0.09
14	TONTEPU SRILATHA	100000	0.07	100000	100.00	0.07	0	0.00	0	0.00	0	0.00	0.07
15	MANGATAYARU MANEPALLI	75681	0.05	0	0.00	0.00	0	0.00	0	0.00	0	0.00	0.05
16	SRILATHA THONTEPU	70000	0.05	70000	100.00	0.05	0	0.00	0	0.00	0	0.00	0.05
17	K RATNA HARITHA	70000	0.05	70000	100.00	0.05	0	0.00	0	0.00	0	0.00	0.05
18	VENKATA RAJU THONTEPU	28134	0.02	28134	100.00	0.02	0	0.00	0	0.00	0	0.00	0.02
TOTAL :		35057999	23.43	33878260	96.63	22.64	0	0.00	0	0.00	0	0.00	23.43



(I)(c)(i) Statement showing holding of securities (including shares, warrants, convertible securities) of persons belonging to the category "Public" and holding more than 1% of the total number of shares						
Sr.No.	Name of the shareholder	Number of shares held	Shares as a percentage of total number of shares (i.e., Grant total (A)+(B)+(C) indicated in Statement at para (1)(a) above)	Details of warrants		Total shares (including underlying shares assuming full conversion of warrants and convertible securities) as a % of diluted share capital
				Number of warrants held	As a % total number of warrants of the same class	
				Number of convertible securities held	% w.r.t total number of convertible securities of the same class	
1	JBF INDUSTRIES LIMITED	2431434	1.62	0	0.00	1.62
TOTAL :				0	0.00	1.62

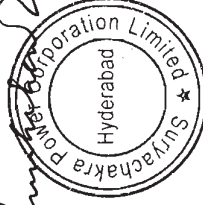



Sr.No.	Name(s) of the shareholder(s) and the Persons Acting in Concert (PAC) with (s) shares held	Number of (s) shares held	Shares as a percentage of total number of shares (i.e., Grant total (A)+(B)+(C) indicated in Statement at para (I)(a) above)	Details of warrants		Details of convertible securities		Total shares (including underlying shares assuming full conversion of warrants and convertible securities) as a % of diluted share capital)
				Number of warrants held	As a % total number of warrants of the same class	Number of convertible securities held	% w.r.t total number of convertible securities of the same class	
TOTAL :								
		0	0	0	0	0	0	0


 Director
 Suryachakra Pottery Corporation Limited
 Hyderabad


STATEMENT SHOWING DETAILS OF LOCKED-IN SHARES"			
(i)(d)			
		Number of locked-in shares	Locked-in shares as a (%) percentage of total number of shares {i.e, Grand Total (A)+(B)+(C) Indicated in Statement at para (i)(a) above}
Sr.No.	Name of the shareholder		Promoter/Promoter Group/Public
	TOTAL :	0	0

Chunabhai Reddy



STATEMENT SHOWING DETAILS OF DEPOSITORY RECEIPTS (DRs)			
(ii)(a)			
Sr.No.	Type of outstanding DR (ADRs,GDRs,SDRs,etc.)	Number of outstanding DRs	Number of shares underlying outstanding DRs
		0	0
TOTAL :		0	0
			Shares underlying outstanding DRs as a percentage of total number of shares {i.e., Grand Total (A)+(B)+(C) indicated in Statement at Para(I)(a) above}

Chandrasekhar Reddy



Statement showing Holding of Depository Receipts (DRs), where underlying shares held by "Promoter/Promoter group" are in excess of 1% of the total number shares.				
(ii)(b)	Name of the DR Holder	Type of outstanding DR (ADRs,GDRs,SDRs, etc.)	Number of shares underlying outstanding DRs	Shares underlying outstanding DRs as a percentage of total number of shares (i.e., Grand Total (A)+(B)+(C) indicated in Statement at para(i)(a) above}
Sr.No.				
TOTAL :				0

For Suryachakra Power Corporation Ltd.

Suryachakra
 Company Secretary
 20/1/2015

