

HO: FINANCE DIVISION (SHARE DEPARTMENT), 5, SANSAD MARG,
NEW DELHI-110001

Tel Nos: 011-23708257 Fax No: 011-23766079, E-mail: hosd@pnb.co.in

SDFD/SE/61/63

09-February-2016

Script Code : PNB	Script Code : 532461
The Asstt. Vice President National Stock Exchange of India Limited "Exchange Plaza", Bandra – Kurla Complex, Bandra (E), Mumbai – 400 051 Email: cmlist@nse.co.in	The Dy. General Manager Bombay Stock Exchange Limited 1 st Floor, Phiroze Jeejeebhoy Towers Dalal Street, Mumbai – 400 001 Email: correlations@bse.co.in

Dear Sir,

Reg: Reviewed/Unaudited Financial Results for the 3rd quarter ended 31.12.2015.

The Exchange is hereby informed that Board of Directors of the Bank in its meeting held today i.e. 09.02.2016, has approved Reviewed/Unaudited Financial Results of the Bank for the 3rd quarter ended 31.12.2015 (copy enclosed).

This is in compliance of Regulation 30 of SEBI (LODR) Regulation 2015.

Thanking you,

Yours faithfully,


(A. Gopinathan)
Company Secretary

PUNJAB NATIONAL BANK
REVIEWED FINANCIAL RESULTS
FOR THE QUARTER/NINE MONTHS ENDED 31st DECEMBER 2015

₹ In lacs

	Particulars	Quarter Ended			Nine Months Ended		Year Ended
		31.12.2015	30.09.2015	31.12.2014	31.12.2015	31.12.2014	31.03.2015
		Reviewed	Reviewed	Reviewed	Reviewed	Reviewed	Audited
1.	Interest Earned (a+b+c+d)	1222060	1234503	1161406	3660032	3466484	4631536
	a) Interest/discount on advances/bills	888143	906355	873576	2685308	2622567	3479438
	b) Income on Investments	311916	302859	261163	905351	781936	1059999
	c) Interest on Balances with RBI & other Inter Bank Funds	18428	21825	21143	57167	44128	63225
	d) Others	3573	3464	5524	12206	17853	28874
2.	Other Income	167060	135690	129079	442486	408560	589073
3.	TOTAL INCOME (1+2)	1389120	1370193	1290485	4102518	3875044	5220609
4.	Interest Expended	810097	802306	738097	2405625	2190085	2975979
5.	Operating Expenses (I+ii)	287235	274035	277315	798043	809753	1049155
	(i) Employees' Cost	199118	187756	202858	541838	583004	733691
	(ii) Other operating expenses	88117	86279	74457	256205	226749	315464
6.	TOTAL EXPENSES (4+5) (excluding provisions & contingencies)	1097332	1076341	1015412	3203668	2999838	4025134
7.	Operating Profit (3-6) (Profit before Provisions & Contingencies)	291788	293852	275073	898850	875206	1195475
8.	Provisions (other than tax) and contingencies	377553	188208	146777	746900	416331	799750
9.	Exceptional items	0	0	0	0	0	0
10.	Profit (+)/Loss (-) from ordinary activities before tax (7-8-9)	-85765	105644	128296	151950	458875	395725
11.	Tax Expense	-90866	43541	50840	12675	183373	89567
12.	Net Profit (+)/Loss(-) from ordinary activities after tax (10-11)	5101	62103	77456	139275	275502	306158
13.	Extraordinary items (net of tax expense)	0	0	0	0	0	0
14.	Net Profit (+)/Loss(-) for the period (12-13)	5101	62103	77456	139275	275502	306158
15.	Paid up equity Share Capital (Face value ₹ 2/-)	39272	39272	36207	39272	36207	37091
16.	Reserves excluding revaluation reserves (As per Balance Sheet of previous year)						3412507



17.	Analytical Ratios						
	(i) Percentage of shares held by Govt. of India (%)	62.08	62.08	58.87	62.08	58.87	59.86
	(ii) Capital Adequacy Ratio	11.25	12.20	11.54	11.25	11.54	12.21
	(iii) Earnings per Share (EPS) (in ₹)						
	(a) Basic & diluted EPS before extraordinary items (net of tax) - not annualized	0.26	3.35	4.28	7.36	15.22	16.91
	(b) Basic & diluted EPS after extraordinary items (net of tax) - not annualized	0.26	3.35	4.28	7.36	15.22	16.91
	(iv) NPA Ratios:						
	(a) Amount of gross non-performing assets	3433822	2494524	2221143	3433822	2221143	2569486
	(b) Amount of net non-performing assets	2298340	1518698	1378776	2298340	1378776	1539650
	(c) % of gross NPAs	8.47	6.36	5.97	8.47	5.97	6.55
	(d) % of net NPAs	5.86	3.99	3.82	5.86	3.82	4.06
	(v) Return on Assets (Annualised) %	0.03	0.39	0.53	0.29	0.64	0.53



SUMMARISED BALANCE SHEET

(₹ in Crore)


Particulars	As at Dec 2015 (Reviewed)	As at Dec 2014 (Reviewed)	As at Mar 2015 (Audited)
Capital and Liabilities			
Capital	392.72	362.07	370.91
Reserves and Surplus	41806.55	38275.51	38708.61
Deposits	548531.59	484138.11	501378.64
Borrowings	39988.61	34227.64	45670.55
Other Liabilities and Provisions	17834.32	17856.79	17204.89
Total	648553.79	574860.12	603333.60
Assets			
Cash and Balances with Reserve Bank of	22222.92	20606.39	24224.94
Balances with bank and Money at call and short notice	45506.61	33753.43	31709.23
Investments	165101.00	140878.25	149876.96
Advances	392936.69	362495.88	380534.41
Fixed Assets	3650.08	3459.29	3551.48
Other assets	19136.49	13666.88	13436.58
Total Assets	648553.79	574860.12	603333.60

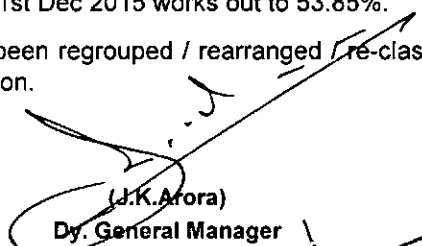
NOTES

- 1 The financial results for the quarter ended 31st December, 2015, have been prepared following the same accounting policies and practices except as mentioned in Note 5 below as those followed in the annual financial statements for the year ended 31st March, 2015.
- 2 The above financial results have been reviewed by the Audit Committee in the meeting held on 08.02.2016 and approved by the Board of Directors in the meeting held on 09.02.2016. The same have been subjected to a limited review by the Statutory Central Auditors of the bank, in line with the guidelines issued by the Reserve Bank of India and as per the requirement of Listing agreement with Stock Exchanges.
- 3 The provision for non-performing assets, standard assets, standard derivative exposures and investment depreciation has been made on the basis of extant guidelines on prudential norms for income recognition, asset classification and provisioning issued by the Reserve Bank of India.
- 4 All usual and necessary provisions including provisions for employee benefits pertaining to pension, gratuity and leave encashment, depreciation on fixed assets and income tax have been made on estimated basis.
- 5 During the quarter, the Bank has recognised deferred tax assets amounting to Rs.1132.04 crore which was hitherto recognised as at the year-end, in accordance with the applicable Accounting Standards. Accordingly, figures of previous corresponding reporting periods are not comparable.
- 6 During the quarter, as a part of asset quality review, RBI has advised the Bank to revise asset classification/provisions in respect of certain advance accounts over the two quarters ending 31.12.2015 and 31.03.2016. The Bank has accordingly undertaken the implementation of the advice of the RBI as per the time frame prescribed.




- 7 In terms of RBI circular no. DBR.No.BP.BC.1/21.06.201/2015-16 dated 01.07.2015 read together with RBI circular DBR.No.BP.BC 80/21.06.201/2014-15 dated March 31, 2015 banks are required to make Pillar 3 disclosures under BASEL III capital regulations. Accordingly, Pillar 3 disclosures under BASEL III capital regulations are being made available on Bank's website i.e. www.pnbindia.in. These disclosures have not been subjected to Limited Review.
- 8 The Provision Coverage Ratio as at 31st Dec 2015 works out to 53.85%.
- 9 Figures of the previous period have been regrouped / rearranged / re-classified wherever necessary to conform to current period's classification.



 (T K Balamukundan)
 Asstt. General Manager

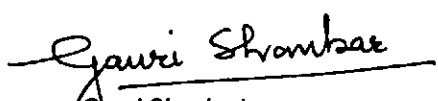

 (J.K. Arora)
 Dy. General Manager


 (P.K. Mohapatra)
 General Manager



 (Dr. Ram S. Sangapure)
 Executive Director


 (K. Veera Brahmaji Rao)
 Executive Director


 (Usha Ahanthasubramanian)
 Managing Director & C.E.O.


 (Gauri Shankar)
 Executive Director

Date : 09/02/2016
 Place: New Delhi



SEGMENT REPORTING FOR THE QUARTER/NINE MONTHS ENDED 31st DECEMBER 2015

PART A - BUSINESS SEGMENTS

₹ In lacs

Sr. No.	Particulars	Quarter Ended			Nine Months Ended		Year Ended
		31.12.2015	30.09.2015	31.12.2014	31.12.2015	31.12.2014	31.03.2015
		Reviewed	Reviewed	Reviewed	Reviewed	Reviewed	Audited
1	Segment Revenue						
	(a) Treasury Operations	390023	376159	317825	1112184	921412	1287749
	(b) Corporate/Wholesale Banking	630088	750607	590038	1707869	1824336	2327330
	(c) Retail Banking	347093	230222	369688	1231244	1094509	1558965
	(d) Other Banking Operations	21916	13205	12934	51221	34787	46565
	Income from Operations	1389120	1370193	1290485	4102518	3875044	5220609
2	Segment Results						
	(a) Treasury Operations	85692	78981	19219	238363	53725	115605
	(b) Corporate/Wholesale Banking	158299	196571	179429	448137	577221	735052
	(c) Retail Banking	85307	51351	112707	323073	346304	492376
	(d) Other Banking Operations	5559	3291	3964	13440	11007	14707
	Total	334857	330194	315319	1023013	988257	1357740
	Less Other Un-allocable Expenditure	420622	224550	187023	871063	529382	962015
	Total Profit before Tax	-85765	105644	128296	151950	458875	395725
3	Capital Employed						
	(a) Treasury Operations	951914	1045081	935991	951914	935991	891810
	(b) Corporate/Wholesale Banking	1753437	1773392	1738493	1753437	1738493	1720856
	(c) Retail Banking	737010	761604	787947	737010	787947	795041
	(d) Other Banking Operations	157771	157164	63805	157771	63805	66121
	(e) Unallocated	619796	477918	337522	619796	337522	434124
	Total	4219928	4215159	3863758	4219928	3863758	3907952

PART B - GEOGRAPHICAL SEGMENTS

Sr. No.	Particulars	Quarter Ended			Nine Months Ended		Year Ended
		31.12.2015	30.09.2015	31.12.2014	31.12.2015	31.12.2014	31.03.2015
		Reviewed	Reviewed	Reviewed	Reviewed	Reviewed	Audited
1	Revenue						
	(a) Domestic	1353302	1334127	1256645	3999368	3772265	5086534
	(b) International	35818	36066	33840	103150	102779	134075
	Total	1389120	1370193	1290485	4102518	3875044	5220609
2	Assets						
	(a) Domestic	55366631	54481591	50095160	55366631	50095160	52344759
	(b) International	9488748	8884038	7390852	9488748	7390852	7988601
	Total	64855379	63365629	57486012	64855379	57486012	60333601

Notes :

1. Segment Liabilities are distributed in the ratio of their respective Segment Assets.
2. Figures of the previous period have been re-grouped/re-classified wherever necessary.




INDEPENDENT AUDITORS' LIMITED REVIEW REPORT

The Board of Directors,
Punjab National Bank
New Delhi.


1. We have reviewed the accompanying statement of unaudited financial results of Punjab National Bank for the quarter and nine months ended December 31, 2015 ("Statement"). Further, disclosures relating to "Pillar 3 disclosures under Basel III Capital Regulations" on the Bank's website and in respect of which link is prescribed in the aforesaid Statement have not been reviewed by us. This statement is the responsibility of the Bank's Management and has been approved by the Board of Directors. Our responsibility is to issue a report on these financial statements based on our review.
2. We conducted our review in accordance with the Standard on Review Engagement (SRE) 2410, "Review of Interim Financial Information Performed by the Independent Auditor of the Entity", issued by the Institute of Chartered Accountants of India. This standard requires that we plan and perform the review to obtain moderate assurance as to whether the financial statements are free of material misstatement. A review is limited primarily to inquiries of Bank personnel and analytical procedures applied to financial data and thus provides less assurance than an audit. It is substantially less in scope than an audit conducted in accordance with the generally accepted auditing standards, the objective of which is the expression of an audit opinion regarding financial statements taken as a whole. We have not performed an audit and accordingly, we do not express an audit opinion.
3. In the conduct of our Review, we have reviewed the returns of 20 branches. We have relied on the review reports in respect of non-performing assets received from external concurrent auditors (including retired employees of the Bank) of 588 branches, in-house concurrent auditors of 652 branches and returns of 1 foreign branch reviewed by audit firm operating at that center. These review reports cover 75.94 per cent of the advances portfolio of the bank (excluding the advances of asset recovery branches and outstanding food credit) as on December 31, 2015. Apart from these review reports, in the conduct of our review, we have also relied upon various information and returns received from un-reviewed branches/other offices of the Bank and generated through centralized database at the Bank's Head Office.
4. Based on our review conducted as above, nothing has come to our attention that causes us to believe that the accompanying statement of unaudited financial results prepared in accordance with applicable accounting standards and other recognized accounting practices and policies has not disclosed the information required to be disclosed in terms of Regulation 33 of the SEBI (Listing Obligations and Disclosure Requirements) Regulations, 2015 including the manner in which it is to be disclosed, or that it contains any material misstatement or that it has not been prepared in accordance with the relevant prudential norms issued by the Reserve Bank of India in respect of income recognition, asset classification, provisioning and other related matters.
5. We refer to Note 6 to the Statement regarding revision in the asset classification/provision of the certain advances over the two quarters ending 31.12.2015 and 31.03.2016, as per the advice of Reserve Bank of India, implementation of which is being undertaken by the Bank.

FOR SHAH GUPTA & CO.
CHARTERED ACCOUNTANTS
FIRM REGN.NO.109574W


HENEEL K. PATEL
PARTNER (M.NO.114103)

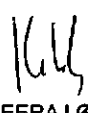


FOR CHHAJED & DOSHI
CHARTERED ACCOUNTANTS
FIRM REGN.NO. 101794W


DEEPAK D PURSWANI
PARTNER (M.NO.114051)




FOR R. DEVENDRA KUMAR &
ASSOCIATES
CHARTERED ACCOUNTANTS
FIRM REGN.NO. 114207W


NEERAJ GOLAS
PARTNER (M.NO.074392)

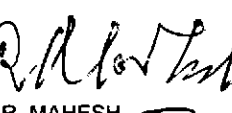


FOR HEM SANDEEP & CO.
CHARTERED ACCOUNTANTS
FIRM REGN.NO.009907N


MANISH GUPTA
PARTNER (M.NO.092257)




FOR SURI & CO.
CHARTERED ACCOUNTANTS
FIRM REGN.NO.004283S


R. MAHESH
PARTNER (M.NO.024775)



FOR SPMG & CO.
CHARTERED ACCOUNTANTS
FIRM REGN.NO.509249C


MANDEEP SINGH ARORA
PARTNER (M.NO.091243)



Place: New Delhi

Date: February 09, 2016