



Introductory sub-table 1(a)

Name of the Company:	JINDAL WORLDWIDE LIMITED		
Script Code, Name of the scrip, class of security:-	ASE 28538		
	BSE 531543		
	NSE:JINDWORLD		
Quarter ended:	30th June, 2015		
Partly paid-up shares:-	No. of partly paid-up shares	As a % of total no. of partly paid-up shares	As a % of total no. of shares of the company
Held by promoter/promoter group	0	0	0
Held by public	0	0	0
Total	0	0	0
Outstanding convertible securities:-	No. of outstanding securities	As a % of total no. of outstanding convertible securities	As a % of total no. of shares of the company, assuming full conversion of the convertible securities
Held by promoter/promoter group	0	0	0
Held by public	0	0	0
Total	0	0	0
Warrants:-	No. of warrants	As a % of total no. of warrants	As a % of total no. of shares of the company, assuming full conversion of warrants
Held by promoter/promoter group	0	0	0
Held by public	0	0	0
Total	0	0	0
Total paid-up capital of the company, assuming full conversion of warrants and convertible securities	20052040	20052040	20052040




Statement Showing Shareholding Pattern

Category code	Category of Shareholder	Number of Shares	Table (I)(a)		Total shareholding as a percentage of total number of shares		Shares Pledged or otherwise encumbered	As a percentage
			Total number of shares	Number of shares held in dematerialized form	As a percentage of (A+B) ¹	As a percentage of (A+B+C)		
(I)	(II)	(III)	(IV)	(V)	(VI)	(VII)	(VIII)	(IX) = (VIII)/(IV)*100
(A)	Shareholding of Promoter and Promoter Group ²							
1	Indian							
(a)	Individuals/ Hindu Undivided Family	7	11266440	11266440	56.19	56.19	1600700	14.21
(b)	Central Government/ State Government(s)							
(c)	Bodies Corporate	0	0	0	0.00	0.00	0	0
(d)	Financial Institutions/ Banks	0	0	0	0.00	0.00	0	0
(e)	Any Others (Specify)	0	0	0	0.00	0.00	0	0
	Sub Total(A)(1)	7	11266440	11266440	56.19	56.19	1600700	14.21
2	Foreign							
a	Individuals (Non-Residents Individuals/ Foreign Individuals)	0	0	0	0.00	0.00	0	0
b	Bodies Corporate	0	0	0	0.00	0.00	0	0
c	Institutions	0	0	0	0.00	0.00	0	0
d	Qualified Foreign Investor	0	0	0	0.00	0.00	0	0
e	Any Others (Specify)	0	0	0	0.00	0.00	0	0
	Sub Total(A)(2)	0	0	0	0.00	0.00	0	0
	Total Shareholding of Promoter and Promoter Group (A) = (A)(1)+(A)(2)	7	11266440	11266440	56.19	56.19	1600700	14.21



(B)	Public shareholding																			
1	Institutions																			
(a)	Mutual Funds/ UTI	0	0	0	0	0	0	0	0.00	0.00	NA	NA	NA	NA	NA	NA	NA	NA	NA	
(b)	Financial Institutions/ Banks	0	0	0	0	0	0	0	0.00	0.00	NA	NA	NA	NA	NA	NA	NA	NA	NA	
(c)	Central Government/ State Government(s)	0	0	0	0	0	0	0	0.00	0.00	NA	NA	NA	NA	NA	NA	NA	NA	NA	
(d)	Venture Capital Funds	0	0	0	0	0	0	0	0.00	0.00	NA	NA	NA	NA	NA	NA	NA	NA	NA	
(e)	Insurance Companies	0	0	0	0	0	0	0	0.00	0.00	NA	NA	NA	NA	NA	NA	NA	NA	NA	
(f)	Foreign Institutional Investors	0	0	0	0	0	0	0	0.00	0.00	NA	NA	NA	NA	NA	NA	NA	NA	NA	
(g)	Foreign Venture Capital Investors	0	0	0	0	0	0	0	0.00	0.00	NA	NA	NA	NA	NA	NA	NA	NA	NA	
(h)	Qualified Foreign Investor	0	0	0	0	0	0	0	0.00	0.00	NA	NA	NA	NA	NA	NA	NA	NA	NA	
(i)	Any Other (specify)	0	0	0	0	0	0	0	0.00	0.00	NA	NA	NA	NA	NA	NA	NA	NA	NA	
	Sub-Total (B)(1)	0	0	0	0	0	0	0	0.00	0.00	NA	NA	NA	NA	NA	NA	NA	NA	NA	
B 2	Non-institutions																			
(a)	Bodies Corporate	85	4201899						20.95	20.95	NA	NA	NA	NA	NA	NA	NA	NA	NA	
(b)	Individuals																			
I	Individuals - i. Individual shareholders holding nominal share capital up to Rs 1 lakh	1351	313027						1.56	1.56	NA	NA	NA	NA	NA	NA	NA	NA	NA	
II	ii. Individual shareholders holding nominal share capital in excess of Rs. 1 lakh.																			
(c)	Qualified Foreign Investor	12	4237068						21.13	21.13	NA	NA	NA	NA	NA	NA	NA	NA	NA	
(d)	Any Other (specify)	0	0						0.00	0.00	NA	NA	NA	NA	NA	NA	NA	NA	NA	
(d-i)	Non Resident Individuals	14	2016						0.01	0.01	NA	NA	NA	NA	NA	NA	NA	NA	NA	
(d-ii)	HUF	54	30941						0.15	0.15	NA	NA	NA	NA	NA	NA	NA	NA	NA	
(d-iii)	Clearing Members	9	649						0.00	0.00	NA	NA	NA	NA	NA	NA	NA	NA	NA	
	Sub-Total (B)(2)	1525	8785600						43.81	43.81	NA	NA	NA	NA	NA	NA	NA	NA	NA	
(B)	Total Public Shareholding (B)= (B)(1)+(B)(2)	1525	8785600						43.81	43.81	NA	NA	NA	NA	NA	NA	NA	NA	NA	
	TOTAL (A)+(B)	1532	20052040						100.00	100.00	1600700	1600700	1600700	1600700	1600700	1600700	1600700	1600700	1600700	7.98




(C)	Shares held by Custodians and against which Depository Receipts have been issued									
1	Promoter and Promoter Group	0	0	0	0	0	0.00	0	0.00	0
2	Public	0	0	0	0	0	0.00	0	0	0
	Sub-Total (C)	0	0	0	0	0	0	0	0	0
	GRAND TOTAL (A)+(B)+(C)	1532	20052040	19775409	100.00	100.00		1600700	7.98	



(1)(b) Statement showing holding of securities (including shares, warrants, convertible securities) of persons belonging to the category "Promoter and Promoter Group"


Sr. No.	Name of the shareholder	Details of Shares held			Encumbered shares (*)			Details of warrants			Details of convertible securities		Total shares (including underlying shares assuming full conversion of warrants and convertible securities) as a % of diluted share capital
		Number of shares held	As a % of grand total (A)+(B)+(C)	No.	As a percentage (V)=(V)/(III)*100	As a % of grand total (A)+(B)+(C) of sub-clause (I)(a)	Number of warrants held	As a % total number of warrants of the same class	Number of convertible securities held	As a % total number of convertible securities of the same class			
(i)	(ii)	(iii)	(iv)	(v)	(vi)=(v)/(iii)*100	(vii)	(viii)	(ix)	(x)	(xi)	(xii)		
1	Sarabati Devi Agrawal	19240	0.10	0	0.00	0.00	0	0.00	0	0.00	0.10		
2	Dr. Yamunadutt Agrawal	2618000	13.06	959300	36.64	4.78	0	0.00	0	0.00	13.06		
3	Jitendra T. Agrawal	748000	3.73	0	0.00	0.00	0	0.00	0	0.00	3.73		
4	Kaushal Agrawal	2000000	9.97	0	0.00	0.00	0	0.00	0	0.00	9.97		
5	Amit Yamunadutt Agrawal	2860000	14.26	641400	22.43	3.20	0	0.00	0	0.00	14.26		
6	Madhulika Agrawal	3002800	14.98	0	0.00	0.00	0	0.00	0	0.00	14.98		
7	Indu Radheshyam Agrawal	18400	0.09	0	0.00	0.00	0	0.00	0	0.00	0.09		
TOTAL		11266440	56.19	1600700	14.21	7.98	0	0	0	0	56.19		

(*) The term "encumbrance" has the same meaning as assigned to it in regulation 28(3) of the SAST Regulations, 2011




(D)(c)(i) Statement showing holding of securities (including shares, warrants, convertible securities) of persons belonging to the category "Public" and holding more than 1% of the total number of shares

Sr. No.	Name of the shareholder	Number of shares held	Shares as a percentage of total number of shares i.e., Grand Total (A)+(B)+(C) indicated in Statement at para (D)(a) above}	Details of warrants		Details of convertible securities		Total shares (including underlying shares assuming full conversion of warrants and convertible securities) as a % of diluted share capital
				Number of warrants held	As a % total number of warrants of the same class	Number of convertible securities held	% w.r.t total number of convertible securities of the same class	
1	Katlash Agrawal	745600	3.72	0	0	0	0	3.72
2	Saroj Agrawal	3000000	14.96	0	0	0	0	14.96
3	Shrinathji Dye Chem Export Pvt Ltd	646900	3.23	0	0	0	0	3.23
4	Amitara Industries Limited	2075330	10.35	0	0	0	0	10.35
5	Snehal Overseas Pvt Ltd	1052446	5.25	0	0	0	0	5.25
TOTAL		7520276	37.50	0	0	0	0	37.5




Statement showing holding of securities (including shares, warrants, convertible securities) of persons (together with PAC) belonging to the category "Public" and holding more than 5% of the total number of shares of the company

Sr. No.	Name(s) of the shareholder(s) and the Persons Acting in Concert (PAC) with them	Number of shares	Shares as a percentage of total number of shares f.e., Grand Total (A)+(B)+(C) indicated in Statement at para (D)(a) above}	Details of warrants		Details of convertible securities		Total shares (including underlying shares assuming full conversion of warrants and convertible securities) as a % of diluted share capital
				Number of warrants	As a % total number of warrants of the same class	Number of convertible securities held	% w.r.t total number of convertible securities of the same class	
1	Saroj Agrawal	3000000	14.96	0	0	0	0	14.96
2	Amiara Industries Ltd	2075330	10.35	0	0	0	0	10.35
3	Snehal Overseas Pvt Ltd.	1052446	5.25	0	0	0	0	5.25
TOTAL		6127776	30.56	0	0	0	0	30.56



(D)(a) Statement showing details of Depository Receipts (DRs)

Sr. No.	Type of outstanding DR (ADRs, GDRs, SDRs, etc.)	Number of outstanding DRs	Number of shares underlying outstanding DRs	Shares underlying outstanding DRs as a percentage of total number of shares {i.e., Grand Total (A)+(B)+(C) indicated in Statement at para (D)(a) above}
1				
2	Nil	Nil	Nil	Nil
3				
4				
5				
6				
7				
8				
9				
TOTAL		0	0	0.00



(II)(b) Statement showing holding of Depository Receipts (DRs), where underlying shares held by "promoter/promoter group" are in excess of 1% of the total number of shares

Sr. No.	Name of the DR Holder	Type of outstanding DR (ADRs, GDRs, SDRs, etc.)	Number of shares underlying outstanding DRs	Shares underlying outstanding DRs as a percentage of total number of shares {i.e., Grand Total (A)+(B)+(C) indicated in Statement at para (D)(a) above}
1				
2	Nil	Nil	Nil	Nil
3				
4				
5				
6				
7				
8				
9				
TOTAL			0	

