


Introductory sub-table (I)(a)

Name of the Company FAST TRACK ENTERTAINMENT LIMITED			
Scrip Code, Name of the scrip, class of security:			
Quarter ended: 30th June, 2015			
Partly paid-up shares:-	No. of partly paid-up shares	As a % of total no. of partly paid-up shares	As a % of total no. of shares of the company
Held by promoter/promoter group		#DIV/0!	0
Held by public		#DIV/0!	0
Total - D	0	#DIV/0!	0
Outstanding convertible securities:-	No. of outstanding securities	As a % of total no. of outstanding convertible securities	As a % of total no. of shares of the company, assuming full conversion of the convertible securities
Held by promoter/promoter group		#DIV/0!	0
Held by public		#DIV/0!	0
Total - E	0	#DIV/0!	0
Warrants:-	No. of warrants	As a % of total no. of warrants	As a % of total no. of shares of the company, assuming full conversion of warrants
Held by promoter/promoter group		#DIV/0!	0
Held by public		#DIV/0!	0
Total - F	0	#DIV/0!	0
Total paid-up capital of the company, assuming full conversion of warrants and convertible securities			
7734600			



Statement Showing Shareholding Pattern

Table (I)(a)									
Category code	Category of Shareholder	Number of Shareholders	Total number of shares	Number of shares held in dematerialized form	As a percentage of (A+B) ¹	As a percentage of (A+B+C)	Number of shares	As a percentage	Shares Pledged or otherwise encumbered
		(III)	(IV)	(V)	(VI)	(VII)	(VIII)	(IX) = (VIII)/(V)*100	
(A)	Shareholding of Promoter and Indian								
1	Indian								
(a)	Individuals/ Hindu Undivided Family	0	0	0	0	0.00	0	#DIV/0!	
(b)	Central Government/ State Government(s)	0	0	0	0	0.00	0	#DIV/0!	
(c)	Bodies Corporate	0	0	0	0	0.00	0	#DIV/0!	
(d)	Financial Institutions/ Banks	0	0	0	0	0.00	0	#DIV/0!	
(e)	Any Others(Specify)	0	0	0	0	0.00	0	#DIV/0!	
(e-i)	Directors	0	0	0	0	0.00	0	#DIV/0!	
(e-ii)	Director Relatives	0	0	0	0	0.00	0	#DIV/0!	
(e-iii)	Person Acting in Concern	0	0	0	0	0.00	0	#DIV/0!	
	Sub Total(A)(1)	0	0	0	0	0.00	0	#DIV/0!	
2	Foreign								
a	Individuals (Non-Residents Individuals/ Foreign Individuals)	0	0	0	0	0.00	0	#DIV/0!	
b	Bodies Corporate	0	0	0	0	0.00	0	#DIV/0!	
c	Institutions	0	0	0	0	0.00	0	#DIV/0!	
d	Qualified Foreign Investor	0	0	0	0	0.00	0	#DIV/0!	
e	Any Others(Specify)	0	0	0	0	0.00	0	#DIV/0!	
e-i		0	0	0	0	0.00	0	#DIV/0!	
e-ii		0	0	0	0	0.00	0	#DIV/0!	
	Sub Total(A)(2)	0	0	0	0	0.00	0	#DIV/0!	
	Total Shareholding of Promoter and	0	0	0	0	0.00	0	#DIV/0!	



2	Public	0	0	0	0	0.00	0	#DIV/0!
	Sub-Total (C)	0	0	0	0	0	0	#DIV/0!
	GRAND TOTAL (A)+(B)+(C)	7049	7734600	7716595	100.00	0	0	0.00




Sr.No	Notes
1	
2	
3	
4	
5	
6	
7	
8	
9	



(1)(b) Statement showing holding of securities (including shares, warrants, convertible securities) of persons belonging to the category "Promoter and Promoter Group"

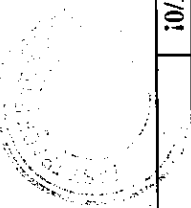
Sr. No.	Name of the shareholder	Details of Shares held		Encumbered shares (*)		Details of warrants		Details of convertible securities		Total shares (including underlying shares assuming full conversion of warrants and convertible securities) as a % of diluted share capital
		Number of shares held	As a % of grand total (A)+(B)+(C)	No.	As a percentage (VI)=(V)/(III)*100	Number of warrants held	As a % of total number of the same class	Number of convertible securities held	As a % of total number of the same class	
(i)	(ii)	(iii)	(iv)	(v)	(VI)=(V)/(III)*100	(vii)	(viii)	(ix)	(x)	(xi)
1	NIL		0.00		#DIV/0!	0.00	#DIV/0!	#DIV/0!	#DIV/0!	
			0.00		#DIV/0!	0.00	#DIV/0!	#DIV/0!	#DIV/0!	
TOTAL		0	0.00	0	#DIV/0!	0.00	0	#DIV/0!	0	0

(*) The term "encumbrance" has the same meaning as assigned to it in regulation 28(3) of the SAST Regulations, 2011




(D)(c)(i) Statement showing holding of securities (including shares, warrants, convertible securities) of persons belonging to the category "Public" and holding more than 1% of the total number of shares

Sr. No.	Name of the shareholder	Number of shares held	Shares as a percentage of total number of shares {i.e., Grand Total (A)+(B)+(C) indicated in Statement at para (1)(a) above}	Details of warrants		Details of convertible securities		Total shares (including underlying shares assuming full conversion of warrants and convertible securities) as a % of diluted share capital
				Number of warrants held	As a % of total number of warrants of the same class	Number of convertible securities held	% w.r.t total number of convertible securities of the same class	
1	JITENDRA MAHADEV PATIL	390965	5.05	0	#DIV/0!	0	#DIV/0!	
2	SANDEEP S. TODKAR	384642	4.97	0	#DIV/0!	0	#DIV/0!	
3	DNYANESHWAR BAKIRAO GHANWAT	352316	4.56	0	#DIV/0!	0	#DIV/0!	
4	CHETAN L. PODDAR	305524	3.95	0	#DIV/0!	0	#DIV/0!	
5	JAYESH WAGHELA	246623	3.19	0	#DIV/0!	0	#DIV/0!	
6	FINELINE MERCANTILE CO. PVT. LTD.	216889	2.80	0	#DIV/0!	0	#DIV/0!	
7	RIGHTSTAR TRADING CO PVT LTD	175892	2.27	0	#DIV/0!	0	#DIV/0!	
8	RELIGARE FINVEST LIMITED	159835	2.07	0	#DIV/0!	0	#DIV/0!	
9	ROBOSOFT MERCANTILE CO. PVT. LTD.	151746	1.96	0	#DIV/0!	0	#DIV/0!	
10	DEEPAK SHANKAR TODKAR	138300	1.79	0	#DIV/0!	0	#DIV/0!	
11	DADIMA CAPITAL (P) LTD	106750	1.38	0	#DIV/0!	0	#DIV/0!	
12	MAHESH YESHWANT SALVE	86128	1.11	0	#DIV/0!	0	#DIV/0!	
			0.00	0	#DIV/0!	0	#DIV/0!	
TOTAL		2715610	35.11	0	#DIV/0!	0	#DIV/0!	0

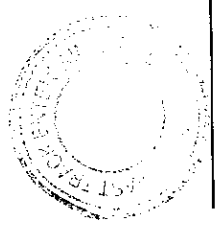


(1)(c)(ii) Statement showing holding of securities (including shares, warrants, convertible securities) of persons (together with PAC) belonging to the category "Public" and holding more than 5% of the total number of shares of the company

Sr. No.	Name(s) of the shareholder(s) and the Persons Acting in Concert (PAC) with them	Number of shares	Shares as a percentage of total number of shares {i.e., Grand Total (A)+(B)+(C) indicated in Statement at para (1)(a) above}	Details of warrants			Details of convertible securities		Total shares (including underlying shares assuming full conversion of warrants and convertible securities) as a % of diluted share capital
				Number of warrants	As a % total number of warrants of the same class	Number of convertible securities held	% w.r.t total number of convertible securities of the same class		
1	JITENDRA MAHADEV PATIL	390965	5.05	0	#DIV/0!	0	#DIV/0!		
			0.00	0	#DIV/0!	0	#DIV/0!		
TOTAL		390965	5.05	0	#DIV/0!	0	#DIV/0!	0	




(D)(d)	Statement showing details of locked-in shares		
Sr. No.	Name of the shareholder	Number of locked-in shares	Promoter / Promoter Group / Public
1	NIL	0	
		0.00	
		0.00	
TOTAL		0	0.00



(D)(a) Statement showing details of Depository Receipts (DRs)

Sr. No.	Type of outstanding DR (ADRs, GDRs, SDRs, etc.)	Number of outstanding DRs	Number of shares underlying outstanding DRs	Shares underlying outstanding DRs as a percentage of total number of shares {i.e., Grand Total (A)+(B)+(C) indicated in Statement at para (D)(a) above}
1	Nil	0	0	0.00
TOTAL		0	0	0.00



(11)(b) Statement showing holding of Depository Receipts (DRs), where underlying shares held by "promoter/promoter group" are in excess of 1% of the total number of shares

Sr. No.	Name of the DR Holder	Type of outstanding DR (ADRs, GDRs, SDRs, etc.)	Number of shares underlying outstanding DRs	Shares underlying outstanding DRs as a percentage of total number of shares {i.e., Grand Total (A)+(B)+(C) indicated in Statement at para (D)(a) above}
1	NIL	0	0	1.100
TOTAL			0	1.100

