


Introductory sub-table (I)(a)

Name of the Company: Indo-City Infotech Limited

Scrip Code, Name of the scrip, class of security: 532100


Quarter ended: 30th June, 2015

Partly paid-up shares:-	No. of partly paid-up shares	As a % of total no. of partly paid-up shares	As a % of total no. of shares of the company
Held by promoter/promoter group			
Held by public			
Total - D			
Outstanding convertible securities:-	No. of outstanding securities	As a % of total no. of outstanding convertible securities	As a % of total no. of shares of the company, assuming full conversion of the convertible securities
Held by promoter/promoter group			
Held by public			
Total - E			
Warrants:-	No. of warrants	As a % of total no. of warrants	As a % of total no. of shares of the company, assuming full conversion of warrants
Held by promoter/promoter group			
Held by public			
Total - F			
Total paid-up capital of the company, assuming full conversion of warrants and convertible securities		Rs. 104,000,000/- total paid up share capital, divided into 1,04,00,000 equity shares of Rs. 10/- each	



Statement Showing Shareholding Pattern of Indo-City Infotech Ltd for the Quarter Ended 30th June, 2015.

Category code	Category of Shareholder	Number of Shareholders	Table (I)(a)		Total shareholding as a percentage of total number of shares		Shares Pledged or otherwise encumbered	
			Total number of shares	Number of shares held in dematerialized form	As a percentage of(A+B) ¹	As a percentage of (A+B+C)	Number of shares	As a percentage
			(IV)	(V)	(VI)	(VII)	(VIII)	(IX)=(VIII)/(IV)*100
(A)	Shareholding of Promoter and Promoter Group²							
1	Indian							
(a)	Individuals/ Hindu Undivided Family	3	4687220	4687220	45.07	45.07	0	0.00
(b)	Central Government/ State	0	0	0	0.00	0.00	0	0.00
(c)	Bodies Corporate	1	843100	843100	8.11	7.70	0	0.00
(d)	Financial Institutions/ Banks	0	0	0	0.00	0.00	0	0.00
(e)	Any Others(Specify)				0.00	0.00	0	0.00
(e-i)	Directors & their Relatives	0	0	0	0.00	0.00	0	0.00
(e-ii)								0.00
	Sub Total(A)(1)	4	5530320	5530320	53.18	53.18	0	0.00
2	Foreign							
a	Individuals (Non-Residents Individuals/ Foreign Individuals)	0	0	0	0.00	0.00		0.00
b	Bodies Corporate	0	0	0	0.00	0.00		0.00
c	Institutions	0	0	0	0.00	0.00		0.00
d	Any Others(Specify)	0	0	0	0.00	0.00		0.00
d-i								0.00
d-ii								0.00
	Sub Total(A)(2)	0	0	0	0.00	0.00	0	0.00
	Total Shareholding of Promoter and Promoter Group (A)= (A)(1)+(A)(2)	4	5530320	5530320	53.18	53.18	0	0.00
(B)	Public shareholding							
1	Institutions							
(a)	Mutual Funds/ UTI	0	0	0	0.00	0.00	0	
(b)	Financial Institutions / Banks	0	0	0	0.00	0.00	0	
(c)	Central Government/ State Government(s)	0	0	0	0.00	0.00	0	
(d)	Venture Capital Funds	0	0	0	0.00	0.00	0	
(e)	Insurance Companies	0	0	0	0.00	0.00	0	
(f)	Foreign Institutional Investors	0	0	0	0.00	0.00	0	
(g)	Foreign Venture Capital Investors	0	0	0	0.00	0.00	0	
(h)	Any Other (specify)	0	0	0	0.00	0.00	0	
(h-i)								
(h-ii)								



	Sub-Total (B)(1)	0	0	0	0.00	0.00	0	
B 2	Non-institutions							
(a)	Bodies Corporate	73	485063	485063	4.66	4.66	0	
(b)	Individuals						0	
I	Individuals -i. Individual shareholders holding nominal share capital up to Rs 1 lakh	2627	2155158	2128723	20.72	20.72	0	
II	ii. Individual shareholders holding nominal share capital in excess of Rs. 1 lakh.	40	2226273	2126273	21.41	21.41	0	
(c)	Any Other (specify)						0	
(c-i)	NRI/OCB Repatriable	4	3186	3186	0.03	0.03	0	
	Sub-Total (B)(2)	2744	4869680	4743245	46.82	46.82	0	
(B)	Total Public Shareholding (B)= (B)(1)+(B)(2)	2744	4869680	4743245	46.82	46.82	0	
	TOTAL (A)+(B)	2748	10400000	10273565	100.00	100.00	0	
(C)	Shares held by Custodians and against which Depository Receipts have been issued							
1	Promoter and Promoter Group	0	0	0	0	0.00	0	0.00
2	Public	0	0	0	0	0.00	0	
	Sub-Total (C)	0	0	0		0	0	
	GRAND TOTAL (A)+(B)+(C)	2748	10400000	10273565	100	100.00	0	0.00



Sr.No	Notes
1	
2	
3	
4	
5	
6	
7	
8	
9	

R.



(I)(b) Statement showing holding of securities (including shares, warrants, convertible securities) of persons belonging to the category "Promoter and Promoter Group"

Sr. No.	Name of the shareholder	Details of Shares held		Encumbered shares (*)			Details of warrants		Details of convertible securities		Total shares (including underlying shares assuming full conversion of warrants and convertible securities) as a % of diluted share capital
		Number of shares held	As a % of grand total (A)+(B)+(C)	No.	As a percentage	As a % of grand total (A)+(B)+(C) of sub-clause (I)(a)	Number of warrants held	As a % total number of warrants of the same class	Number of convertible securities held	As a % total number of convertible securities of the same class	
(I)	(II)	(III)	(IV)	(V)	(VI)=(V)/(III)*100	(VII)	(VIII)	(IX)	(X)	(XI)	(XII)
1	Mr. Aneel Jain	1931220	18.57	0	0.00	0.00	0	0	0	0	
2	Mrs. Shashi Jain	1716000	16.50	0	0.00	0.00	0	0	0	0	
3	Aneel Banwarilal Jain HUF	1040000	10.00	0	0.00	0.00	0	0	0	0	
4	Times Growth Sec. Ltd.	843100	8.11	0	0.00	0.00	0	0	0	0	
TOTAL		5530320	53.18	0	0.00	0.00	0	0	0	0	0

(*) The term "encumbrance" has the same meaning as assigned to it in regulation 28(3) of the SAST Regulations, 2011




(I)(c)(ii) Statement showing holding of securities (including shares, warrants, convertible securities) of persons (together with PAC) belonging to the category "Public" and holding more than 5% of the total number of shares of the company

Sr. No.	Name(s) of the shareholder(s) and the Persons Acting in Concert (PAC) with them	Number of shares	Shares as a percentage of total number of shares {i.e., Grand Total (A)+(B)+(C) indicated in Statement at para (I)(a) above}	Details of warrants		Details of convertible securities		Total shares (including underlying shares assuming full conversion of warrants and convertible securities) as a % of diluted share capital
				Number of warrants	As a % total number of warrants of the same class	Number of convertible securities held	% w.r.t total number of convertible securities of the same class	
1	Nil		0.00		0		0	
2			0.00		0		0	
3			0.00		0		0	
4			0.00		0		0	
5			0.00		0		0	
6			0.00		0		0	
7			0.00		0		0	
8			0.00		0		0	
9			0.00		0		0	
10			0.00		0		0	
TOTAL		0	0.00	0	0	0	0	0



(I)(d) Statement showing details of locked-in shares

Sr. No.	Name of the shareholder	Number of locked-in shares	Locked-in shares as a percentage of total number of shares {i.e., Grand Total (A)+(B)+(C) indicated in Statement at para (I)(a) above}
1	Nil	0	0.00
2			
3			
4			
5			
6			
7			
8			
9			
TOTAL		0	0.00



(II)(a) Statement showing details of Depository Receipts (DRs)

Sr. No.	Type of outstanding DR (ADRs, GDRs, SDRs, etc.)	Number of outstanding DRs	Number of shares underlying outstanding DRs	Shares underlying outstanding DRs as a percentage of total number of shares {i.e., Grand Total (A)+(B)+(C) indicated in Statement at para (I)(a) above}
1	Nil	0	0	0.00
2				
3				
4				
5				
6				
7				
8				
9				
TOTAL		0	0	0.00

