

January 29, 2016

BSE Limited

25th Floor, P. J. Towers,
Dalal Street,
MUMBAI – 400 001
(Company Code: 505714)

National Stock Exchange of India Limited

Exchange Plaza, Bandra Kurla Complex,
Bandra (E),
MUMBAI – 400 051
(Company Code: GABRIEL)

Dear Sirs,

Sub: Disclosure under Regulation 30(2) of SEBI (Listing Obligations and Disclosure Requirements) Regulations, 2015

We are enclosing herewith the investor presentation to be disclosed to the Stock exchanges under Regulation 30(2) of SEBI (Listing Obligations and Disclosure Requirements) Regulations, 2015.

We request you to take the above information on record and kindly acknowledge the receipt.

Thanking you,

Yours faithfully,

For Gabriel India Limited




Pranvesh Tripathi
Company Secretary

Encl : a/a

Gabriel India Ltd.

Result Update Presentation – Q3FY16




This presentation and the accompanying slides (the “Presentation”), has been prepared by Gabriel India Limited (the “Company”), solely for information purposes and do not constitute any offer, recommendation or invitation to purchase or subscribe for any securities, and shall not form the basis or be relied on in connection with any contract or binding commitment whatsoever. No offering of securities of the Company will be made except by means of a statutory offering document containing detailed information about the Company.

This Presentation has been prepared by the Company based on information and data which the Company considers reliable, but the Company makes no representation or warranty, express or implied, whatsoever, and no reliance shall be placed on, the truth, accuracy, completeness, fairness and reasonableness of the contents of this Presentation. This Presentation may not be all inclusive and may not contain all of the information that you may consider material. Any liability in respect of the contents of, or any omission from, this Presentation is expressly excluded.


Certain matters discussed in this Presentation may contain statements regarding the Company’s market opportunity and business prospects that are individually and collectively forward-looking statements. Such forward-looking statements are not guarantees of future performance and are subject to known and unknown risks, uncertainties and assumptions that are difficult to predict. These risks and uncertainties include, but are not limited to, the performance of the Indian economy and of the economies of various international markets, the performance of the auto ancillary industry in India and world-wide, competition, the company’s ability to successfully implement its strategy, the Company’s future levels of growth and expansion, technological implementation, changes and advancements, changes in revenue, income or cash flows, the Company’s market preferences and its exposure to market risks, as well as other risks. The Company’s actual results, levels of activity, performance or achievements could differ materially and adversely from results expressed in or implied by this Presentation. The Company assumes no obligation to update any forward-looking information contained in this Presentation. Any forward-looking statements and projections made by third parties included in this Presentation are not adopted by the Company and the Company is not responsible for such third party statements and projections.

-1% 


Revenue
Rs.3,548 Mn

21% 

EBITDA *
Rs.350 Mn

10% 

PAT
Rs.176 Mn

11% 

Cash PAT
Rs.262 Mn

Note: Q3 FY16 Compared with Q3 FY15

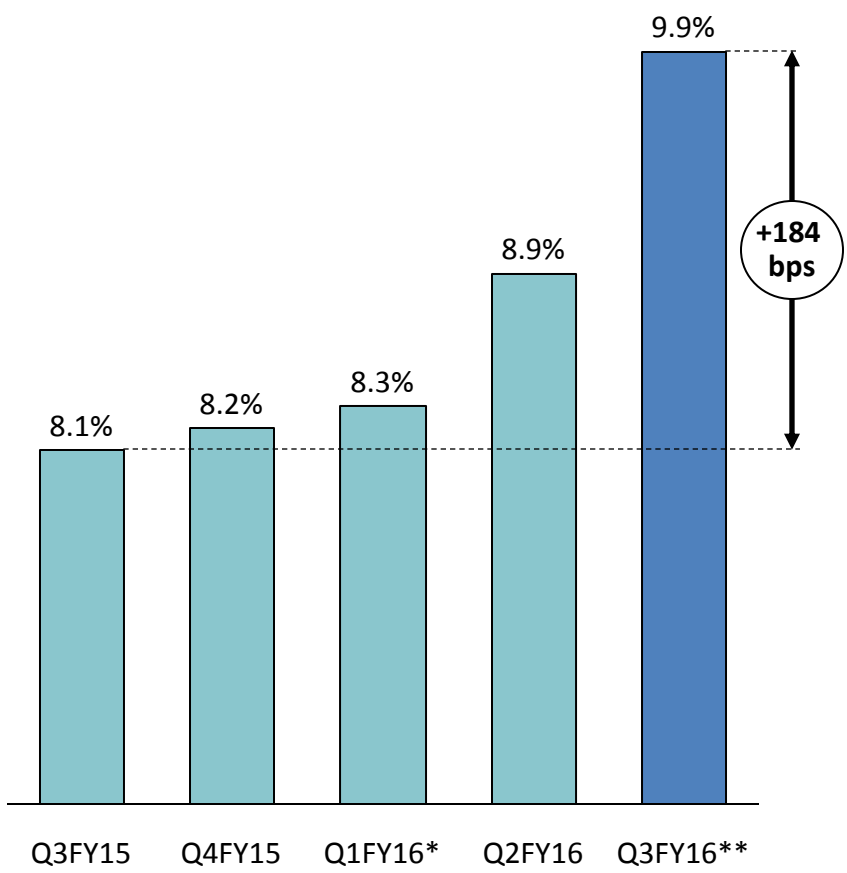
** Adjusted for the one time provision for Employee benefits expense for the quarter and nine months ended 31st December 2015 towards bonus for Rs. 36.26 million arising due to retrospective amendment of Payment of Bonus Act,1965.*

Margin Expansion Continues

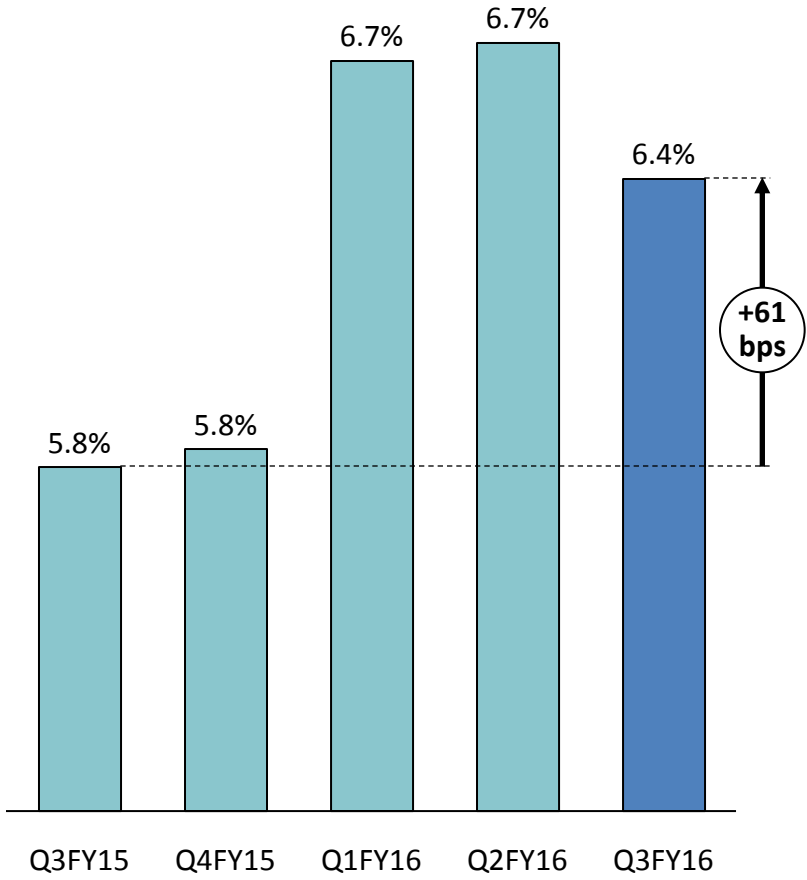


GABRIEL

EBITDA Margin %



PBT Before Exceptional Item Margin %



** EBITDA Adjusted for the one time provision for Employee benefits expense for the quarter and nine months ended 31st December 2015 towards bonus for Rs. 36.26 million arising due to retrospective amendment of Payment of Bonus Act, 1965.

* EBITDA Adjusted for onetime write back of provision amounting to Rs.21 Million

1

Revenue led by Higher Volumes in PC, CV segment and aftermarket Channel, partially compensated decline in 2W Volumes

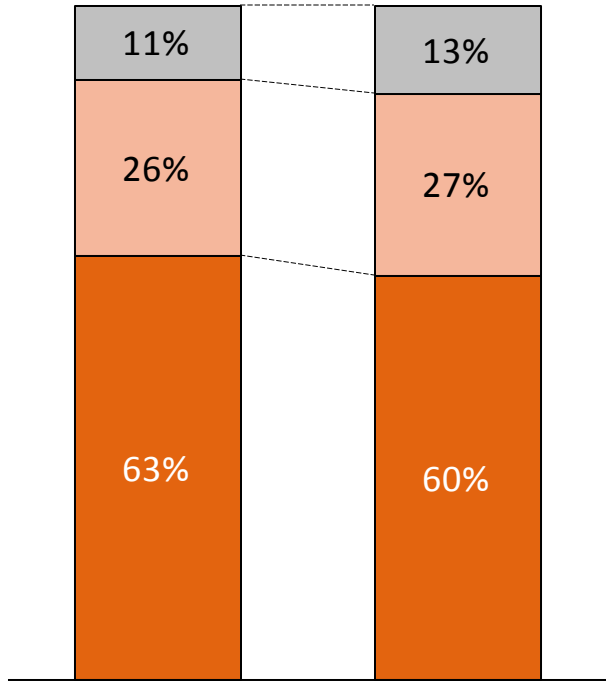
2

Improved Product Mix and falling commodity prices led to reduction in RMC Costs

3

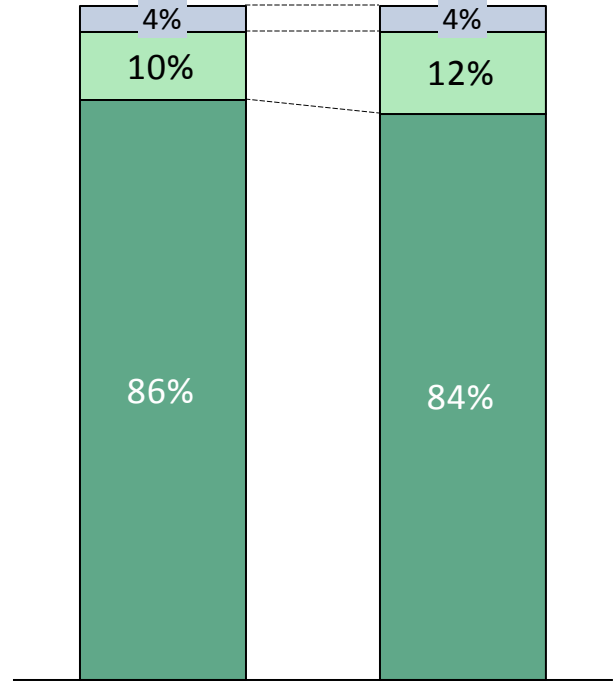
Cost Efficiency and Lower Interest Payouts enabling EBITDA and PBT margins improvement

Segment – Mix



- Commercial Vehicles
- Passenger Car
- 2W

Channel – Mix



- Exports
- Replacement
- OE

Profit & Loss Highlights



GABRIEL

Rs. Mn	Q3 FY16	% of Sales	Q3 FY15	% of Sales	YoY%	9M FY16	% of Sales	9M FY15	% of Sales	YoY%	FY15
Revenue	3,548	100.0%	3,595	100.0%	(1%)	10,719	100.0%	10,957	100.0%	(2%)	14,441
Raw Material	2,496	70.4%	2,610	72.6%		7,653	71.4%	7,940	72.5%		10,434
Employee Expenses	320*	9.0%	266	7.4%		870*	8.1%	799	7.3%		1,076
Other Expenses	418	11.8%	431	12.0%		1,250	11.7%	1,338	12.2%		1,767
EBITDA	313	8.8%	288	8.0%	9%	946	8.8%	881	8.0%	7%	1,164
Adjusted EBITDA**	350	9.9%	288	8.0%	21%	982	9.2%	881	8.0%	12%	1,164
Other Income	5	0.1%	11	0.3%		30	0.3%	35	0.3%		43
Interest	6	0.2%	14	0.4%		19	0.2%	41	0.4%		55
Depreciation	86	2.4%	78	2.2%		251	2.3%	235	2.1%		311
PBT before Exceptional Item	226	6.4%	207	5.8%	9%	706	6.6%	640	5.8%	10%	841
Exceptional Item	2	0.0%	2	0.0%		5	0.0%	5	0.0%		6
PBT	224	6.3%	206	5.7%		701	6.5%	635	5.8%		835
Tax	49	1.4%	46	1.3%		158	1.5%	164	1.5%		235
PAT	176	4.9%	159	4.4%	10%	543	5.1%	471	4.3%	15%	600
Cash PAT	262	7.4%	237	6.6%	11%	794	7.4%	706	6.4%	13%	912

*Employee benefits expense for the quarter and nine months ended 31st December 2015 includes provision towards bonus of Rs. 36.26 million (including Rs. 21.71 million for the period 1st April 2014 to 31st March 2015) arising due to retrospective amendment of Payment of Bonus Act, 1965.

** EBITDA adjusted for provision towards bonus as mentioned above

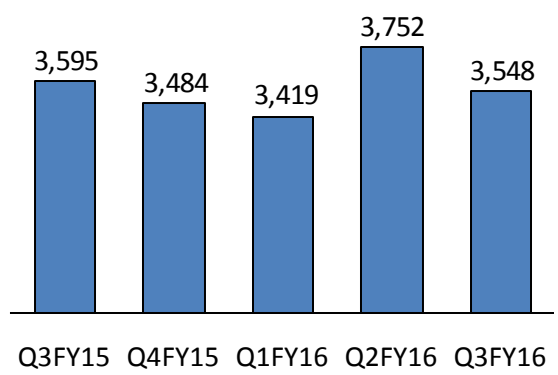
Quarterly Performance Trend



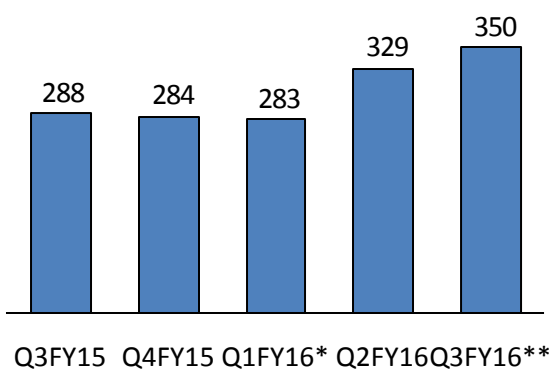
GABRIEL

(Rs. Mn)

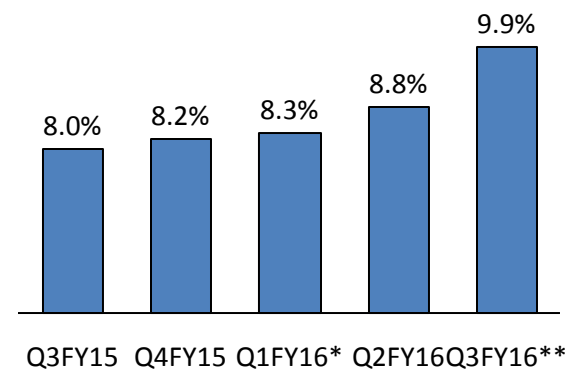
Revenue



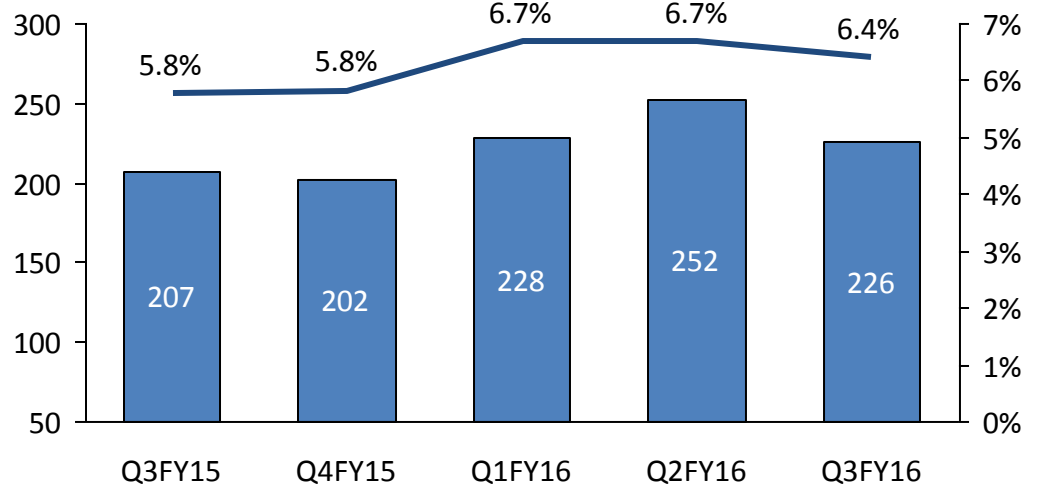
EBITDA



EBITDA Margin%



PBT Before Exceptional Item & Margin (%)



* Adjusted for onetime write back of provision amounting to Rs.21 Million

** Adjusted for the one time provision for Employee benefits expense for the quarter and nine months ended 31st December 2015 towards bonus for Rs. 36.26 million arising due to retrospective amendment of Payment of Bonus Act,1965.



Business Overview

Head Office, Pune, India

No "OE" accounts for more than 20% of sales

"Golden Peacock Eco Innovation Award in 2012"

Over 11 Product & Process Patents

Incorporation of Company, Gabriel India, in 1961

Pioneer of Ride Control Products in the country

Established significant presence in all channels of automotive sale, OE, Aftermarket and Exports

Well diversified OEM Customer Base in every automotive segment, 2/3 Wheelers, Passenger Cars and Commercial Vehicles

Built Strong Manufacturing Capabilities across India

Strong R&D with over 16 patents in Products & Processes

Led by Experienced & Professional Management

Pioneer of Ride Control Products...



GABRIEL

**2/3
Wheeler**



**Passenger
Car**



**Commercial Vehicle &
Railways**



Front Forks

McPherson Struts

Shock Absorbers

**Hydraulic Shock
Absorbers**

Gas Shock Absorbers

Cabin Dampers

Gas Shock Absorbers

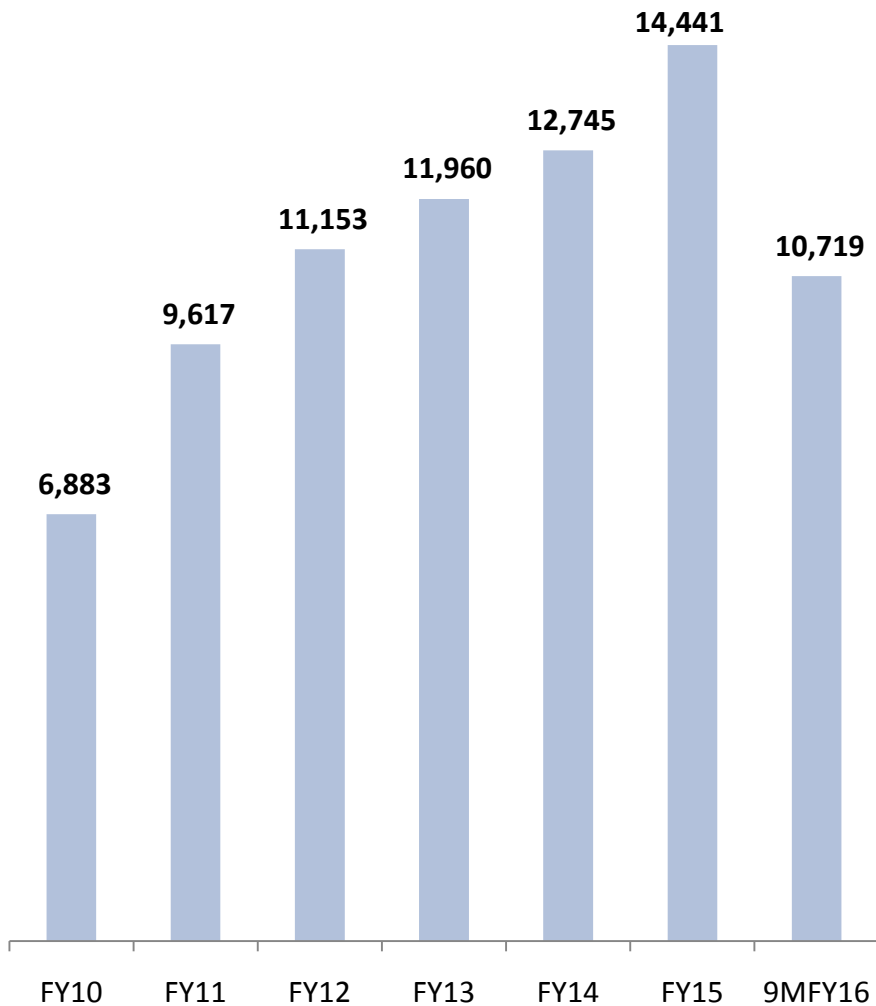
Cartridges

Seat Dampers

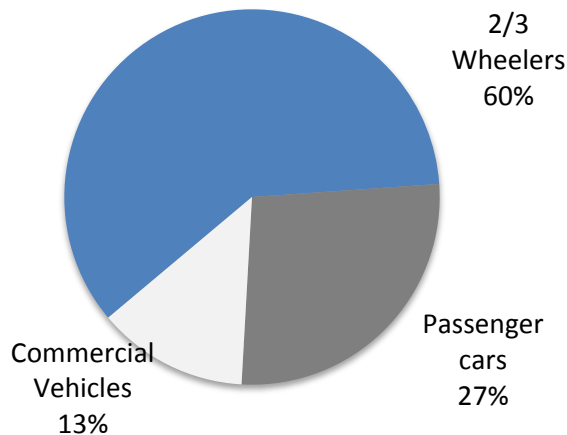
AFTER MARKET ACROSS ALL SEGMENTS

GABRIEL

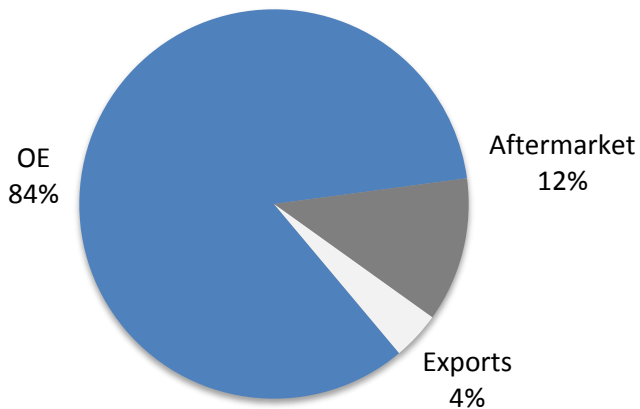
Sales (Rs. Mn)



Segment - Wise – 9M FY16



Channel - Wise - 9M FY16



Strategic Manufacturing Footprint



GABRIEL

- » Ashok Leyland
- » Honda Cars
- » Honda Motorcycles
- » ICML
- » Maruti Suzuki
- » Suzuki Motorcycles

- » SML Isuzu
- » Tata Motors
- » TVS Motors
- » Yamaha India

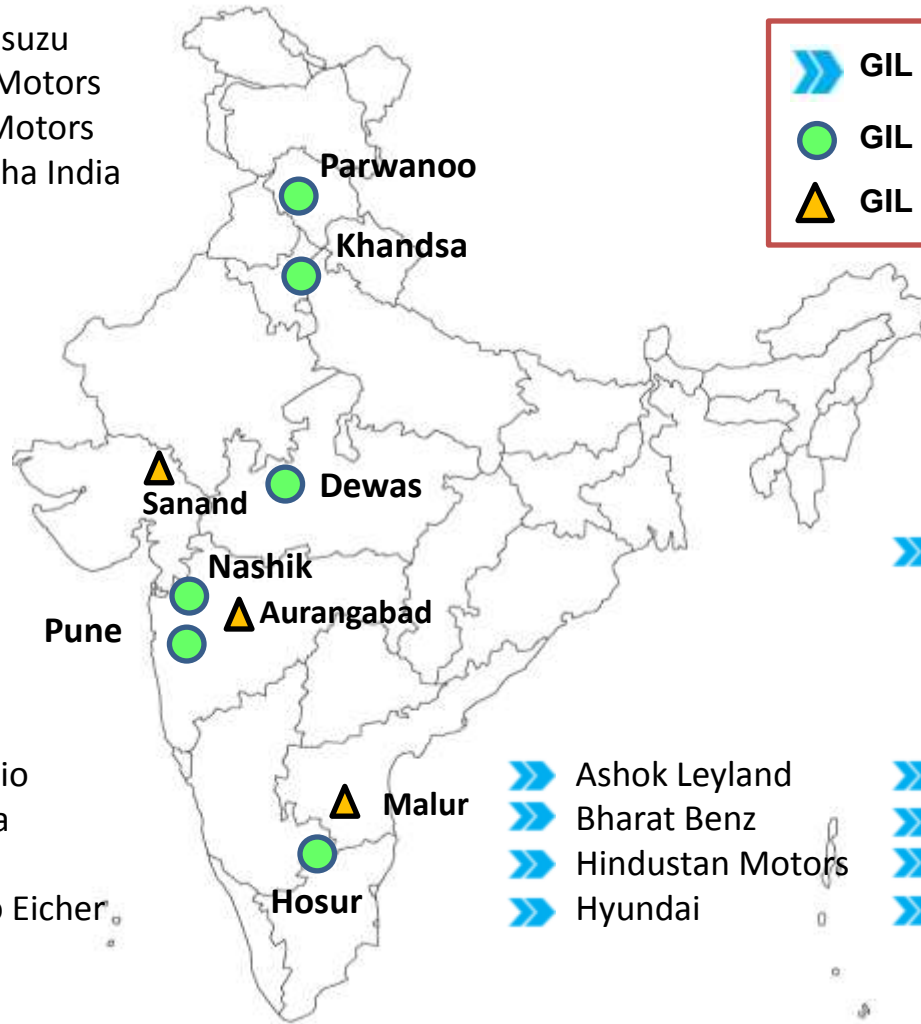
- » **GIL Presence**
- » **GIL Plants**
- » **GIL Satellite Locations**

- » AMW
- » GM
- » Tata Motors
- » Honda Motorcycles

- » Bajaj Auto
- » FIAT
- » Force Motors
- » GM
- » Mahindra
- » Mahindra Trucks & Buses
- » MAN Trucks

- » Piaggio
- » Skoda
- » VW
- » Volvo Eicher

- » Ashok Leyland
- » Bharat Benz
- » Hindustan Motors
- » Hyundai
- » Royal Enfield
- » Tata Motors
- » Toyota Kirloskar
- » TVS Motors



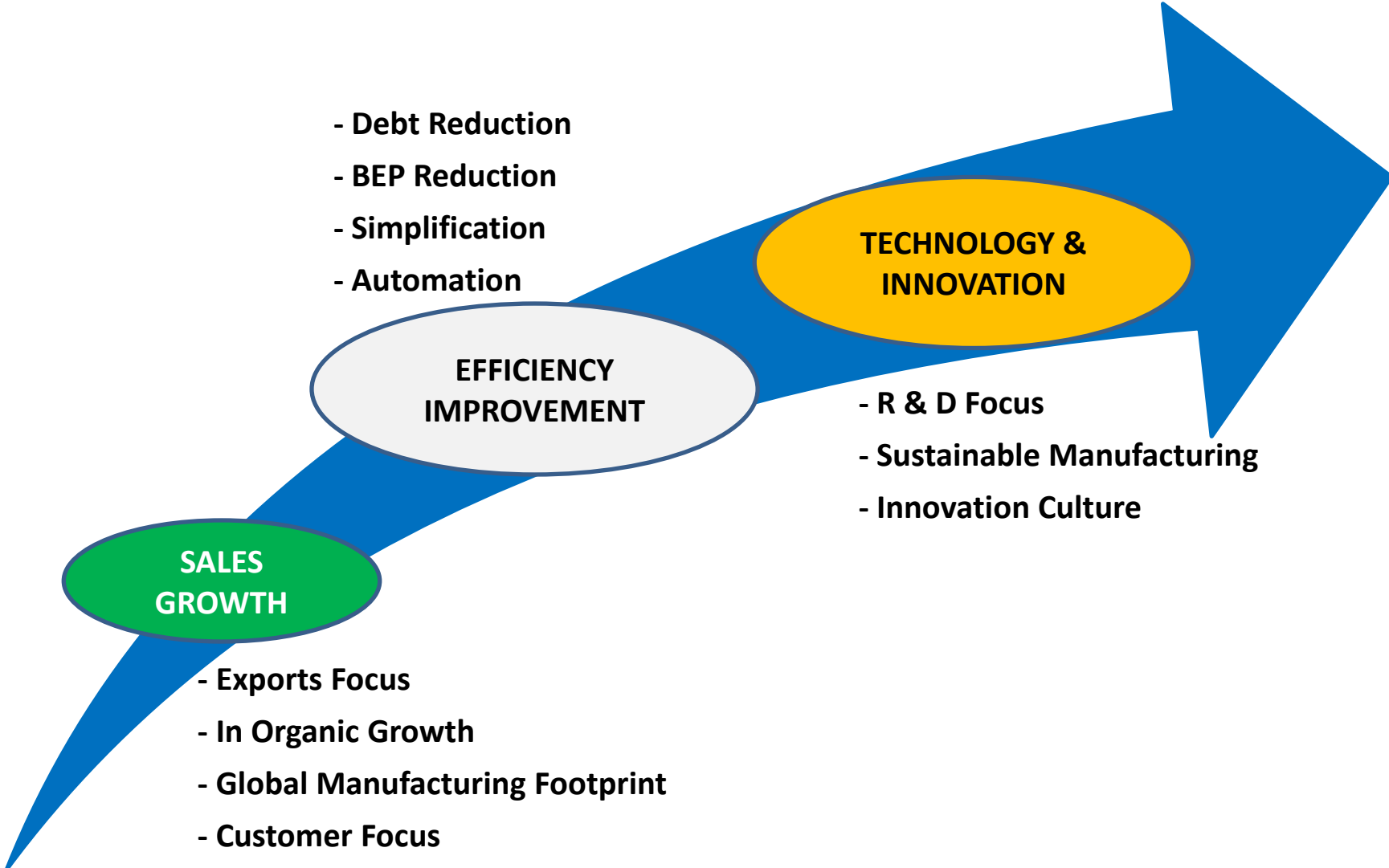
- » Hindustan Motors

* Map not to the scale



Going Ahead

Head Office, Pune, India



SBU Structure for focused approach

- Created Strategic Business Units for each automotive segment : 2Wheelers/ 3Wheelers, Passenger Cars & Commercial Vehicles / Railways and After-Market Channel
- To derive benefits in
 - Customer & Product Focus
 - Export Push
 - After market expansion

Focus Area : SBU-wise

2/3 Wheelers

- Quality & Process Technology
- Capacity Enhancement

Passenger Cars

- Product Innovation
- Improving Market Share

Commercial Vehicles

- Product Technology
- New Product Devolvement

← After-Market Presence across all business segments →

For further information, please contact:**Company :**

Gabriel India Ltd.
CIN : L34101PN1961PLC015735
Mr. Rajendran Arunachalam
rajendran.arunachalam@gabriel.co.in

www.gabrielindia.com

Investor Relations Advisors :

Strategic Growth Advisors Pvt. Ltd.
CIN : U74140MH2010PTC204285
Ms. Sanjita Ghosh / Mr. Shogun Jain
gsanjita@sgapl.net / jshogun@sgapl.net
07738359389 / 07738377756

www.sgapl.net