


Introductory sub-table (I)(a)

Name of the Company: ALPINE CAPITAL SERVICES LIMITED			
Scrip Code, Name of the scrip, class of security: 511694, ALPINFN, EQUITY			
Quarter ended: 30th JUNE ,2015			
Partly paid-up shares:-	No. of partly paid-up shares	As a % of total no. of partly paid-up shares	As a % of total no. of shares of the company
Held by promoter/promoter group	N.A.	N.A.	N.A.
Held by public	N.A.	N.A.	N.A.
Total	0	N.A.	N.A.
Outstanding convertible securities:-	No. of outstanding securities	As a % of total no. of outstanding convertible securities	As a % of total no. of shares of the company, assuming full conversion of the convertible securities
Held by promoter/promoter group	N.A.	N.A.	N.A.
Held by public	N.A.	N.A.	N.A.
Total	0	N.A.	N.A.
Warrants:-	No. of warrants	As a % of total no. of warrants	As a % of total no. of shares of the company, assuming full conversion of warrants
Held by promoter/promoter group	N.A.	N.A.	N.A.
Held by public	N.A.	N.A.	N.A.
Total	0	N.A.	N.A.
Total paid-up capital of the company, assuming full conversion of warrants and convertible securities		3004500	100%



Statement Showing Shareholding Pattern

Category code	Category of Shareholder	Number of Shareholders	Table (I)(a)		Total shareholding as a percentage of total number of shares		Shares Pledged or otherwise encumbered	
			Total number of shares	Number of shares held in dematerialized form				
					As a percentage of (A+B) ¹	As a percentage of (A+B+C)	Number of shares	As a percentage
(I)	(II)	(III)	(IV)	(V)	(VI)	(VII)	(VIII)	(IX) = (VIII)/(IV)*100
(A)	Shareholding of Promoter and Promoter							
1	Indian							
(a)	Individuals/ Hindu Undivided Family	14	823990	0	27.43	27.43	NIL	NA
(b)	Central Government/ State Government(s)		0	0	0.00	0.00	0	0.00
(c)	Bodies Corporate	6	305590	0	10.17	10.17		0.00
(d)	Financial Institutions/ Banks				0.00	0.00		#DIV/0!
(e)	Any Others(Specify)				0.00	0.00		#DIV/0!
(e-i)					0.00	0.00		#DIV/0!
(e-ii)					0.00	0.00		#DIV/0!
	Sub Total(A)(1)	20	1129580	0	37.60	37.60	0	0.00
2	Foreign							
a	Individuals (Non-Residents Individuals/ Foreign Individuals)				0.00	0.00		#DIV/0!
b	Bodies Corporate				0.00	0.00		#DIV/0!
c	Institutions				0.00	0.00		#DIV/0!
d	Qualified Foreign Investor				0.00	0.00		#DIV/0!
e	Any Others(Specify)				0.00	0.00		#DIV/0!
e-i					0.00	0.00		#DIV/0!
e-ii								
	Sub Total(A)(2)	0	0	0	0.00	0.00	0	#DIV/0!
	Total Shareholding of Promoter and	20	1129580	0	37.60	37.60	0	0.00
(B)	Public shareholding							
1	Institutions							
(a)	Mutual Funds/ UTI				0.00	0.00		
(b)	Financial Institutions/ Banks				0.00	0.00		
(c)	Central Government/ State Government(s)				0.00	0.00		
(d)	Venture Capital Funds				0.00	0.00		
(e)	Insurance Companies				0.00	0.00		
(f)	Foreign Institutional Investors				0.00	0.00		
(g)	Foreign Venture Capital Investors				0.00	0.00		
(h)	Qualified Foreign Investor				0.00	0.00		
(i)	Any Other (specify)				0.00	0.00		
(i-i)					0.00	0.00		
(i-ii)								
	Sub-Total (B)(1)	0	0	0	0.00	0.00		
B 2	Non-institutions							
(a)	Bodies Corporate	36	272200	14300	9.06	9.06		
(b)	Individuals				0.00	0.00		

I	Individuals -i. Individual shareholders holding nominal share capital up to Rs 1 lakh	2796	1368550	370700	45.55	45.55		
II	ii. Individual shareholders holding nominal share capital in excess of Rs.1 lakh.	10	181000	122400	6.02	6.02		
(c)	Qualified Foreign Investor				0.00	0.00		
(d)	Any Other (specify)							
	i) NRI	8	46870	1900	1.56	1.56		
(d-i)	(ii) Hindu Undivided Family	7	5800	5800	0.19	0.19		
(d-ii)	(iv) Clearing Members/House	1	500	500	0.01	0.01		
	Sub-Total (B)(2)	2858	1874920	515600	62.40	62.40		
(B)	Total Public Shareholding (B)= (B)(1)+(B)(2)	2858	1874920	515600	62.40	62.40		
	TOTAL (A)+(B)	2878	3004500	515600	100.00	100.00		
(C)	Shares held by Custodians and against which Depository Receipts have been issued							
1	Promoter and Promoter Group				0.00			#DIV/0!
2	Public				0.00			
	Sub-Total (C)	0	0	0	0	0		
	GRAND TOTAL (A)+(B)+(C)	2878	3004500	515600	100.00	0	0.00	

(1)(b) Statement showing holding of securities (including shares, warrants, convertible securities) of persons belonging to the category "Promoter and Promoter Group"

Sr.	Name of the shareholder	Details of Shares held			Encumbered shares (*)			Details of warrants		Details of convertible securities		Total shares (including underlying shares assuming full conversion of warrants and convertible securities) as a % of diluted share capital
		Number of shares held	As a % of grand total (A)+(B)+(C)	No.	As a percentage (V)=(V1)/(iii)*100	As a % of grand total (A)+(B)+(C) of sub-clause (I)(a)	(vii)	Number of warrants held	As a % of total number of warrants of the same class	Number of convertible securities held	As a % of total number of convertible securities of the same class	
No.	(ii)	(iii)	(iv)	(v)	(vi)=(v)/(iii)*100	(vii)	(viii)	(ix)	(x)	(xi)	(xii)	
1	HARSH GULATI	10	0.00		0.00	0.00						
2	PUSHPA JAIN	10	0.00		0.00	0.00						
3	JEEVAN NARYAL	10	0.00		0.00	0.00						
4	SANJAY SOOD	10	0.00		0.00	0.00						
5	KULWANT SINGH	25000	0.83		0.00	0.00						
6	VIPAN VERMA	30000	1.00		0.00	0.00						
7	S.P. VERMA	36000	1.20		0.00	0.00						
8	BALDEV SINGH BANSAL	49090	1.63		0.00	0.00						
9	YADVINDER SINGH	50000	1.66		0.00	0.00						
10	J.J. KAPOOR	50000	1.66		0.00	0.00						
11	BABIT SINGH	68510	2.28		0.00	0.00						
12	M.S. KANDA	80000	2.66		0.00	0.00						
13	SAHIL DEEPAK JAIN U/G PUSHPA JAIN	217675	7.24		0.00	0.00						
14	SHIVAM DEEPAK JAIN U/S PUSHPA JAIN	217675	7.24		0.00	0.00						
15	PATRIOT PIPES PVT LTD	2300	0.08		0.00	0.00						
16	VATS PLASTIC PRIVATE LIMITED	35000	1.16		0.00	0.00						
17	VATS PLASTIC PRIVATE LIMITED	38700	1.29		0.00	0.00						
18	PATRIOT HIRE PURCHASE P.LTD	56300	1.87		0.00	0.00						
19	JAGAN IRRIGATION SYSTEMS P.LTD	75800	2.52		0.00	0.00						
20	JAGAN IRRIGATION SYSTEMS P.LTD	97490	3.24		0.00	0.00						
TOTAL		1129580	37.60	0	0.00	0.00	0	0	0	0	0	0


(*) The term "encumbrance" has the same meaning as assigned to it in regulation 28(3) of the SAST Regulations, 2011

category “Public” and holding more than 1% of the total number of shares

Sr. No.	Name of the shareholder	Number of shares held	Shares as a percentage of total number of shares {i.e., Grand Total (A)+(B)+(C) indicated in Statement at para (I)(a) above}	Details of warrants		Details of convertible securities		Total shares (including underlying shares assuming full conversion of warrants and convertible securities) as a % of diluted share capital
				Number of warrants held	As a % total number of warrants of the same class	Number of convertible securities held	% w.r.t total number of convertible securities of the same class	
1	SAHYOG CAPITAL SERVICES	85000	2.83		#VALUE!		#VALUE!	
2	SAHYOG CREDIT LIMITED	62500	2.08		#VALUE!		#VALUE!	
3	PALLAVI HIRE PURCHASE P LTD	50000	1.66		#VALUE!		#VALUE!	
4	ANU VERMA	31170	1.04		#VALUE!		#VALUE!	
5			0.00		#VALUE!		#VALUE!	
6			0.00		#VALUE!		#VALUE!	
7			0.00		#VALUE!		#VALUE!	
8			0.00		#VALUE!		#VALUE!	
9			0.00		#VALUE!		#VALUE!	
10			0.00		#VALUE!		#VALUE!	
TOTAL		228670	7.61	0	#VALUE!	0	#VALUE!	0


(I)(d) Statement showing details of locked-in shares

Sr. No.	Name of the shareholder	Number of locked-in shares	Locked-in shares as a percentage of total number of shares (i.e., Grand Total (A)+(B)+(C) indicated in Statement at para (I)(a) above)
1	NIL		0.00
2			0.00
3			0.00
4			0.00
5			0.00
6			0.00
7			0.00
8			0.00
9			0.00
10			0.00
11			0.00
12			0.00
13			0.00
14			0.00
15			0.00
16			0.00
TOTAL		0	0.00



(II)(a) Statement showing details of Depository Receipts (DRs)

Sr. No.	Type of outstanding DR (ADRs, GDRs, SDRs, etc.)	Number of outstanding DRs	Number of shares underlying outstanding DRs	Shares underlying outstanding DRs as a percentage of total number of shares (i.e., Grand Total (A)+(B)+(C) indicated in Statement at para (I)(a) above)
1				0.00
2				0.00
3				0.00
4				0.00
5				0.00
6				0.00
7				0.00
8				0.00
9				0.00
TOTAL		0	0	0.00



(II)(b) Statement showing holding of Depository Receipts (DRs), where underlying shares held by "promoter/promoter group" are in excess of 1% of the total number of shares

Sr. No.	Name of the DR Holder	Type of outstanding DR (ADRs, GDRs, SDRs, etc.)	Number of shares underlying outstanding DRs	Shares underlying outstanding DRs as a percentage of total number of shares (i.e., Grand Total (A)+(B)+(C) indicated in Statement at para (I)(a) above)
1				0.00
2				0.00
3				0.00
4				0.00
5				0.00
6				0.00
7				0.00
8				0.00
9				0.00
				0.00
TOTAL			0	0.00

