

GANGOTRI IRON & STEEL CO. LTD.
 Regd. Office : 307, Ashiana Tower, Exhibition Road, Patna-800 001
 Script Code: 530945

Unaudited Financial Results for the Quarter 31.03.2015


Part - I

(Rs. in Lacs)

Sl. No.	Particulars	Quarter ended	Quarter ended	Year ended
		31.03.2015 (3 months)	31.03.2014 (3 months)	31.03.2014 (12 months)
		Unaudited	Unaudited	Audited
1	Income from operations			
	(a) Net sales/income from operations (Net of excise duty)	-	8.83	6,375.75
	(b) Other operating income	0.02		-
	Total income from operations (net)	0.02	8.83	6,375.75
2	Expenses			
	(a) Cost of materials consumed	-	-	4,288.05
	(b) Purchases of stock-in-trade	-	-	-
	(c) Changes in inventories of finished goods, work-in-progress and stock-in-trade	-	7.43	797.13
	(d) Employee benefits expense	3.33	5.47	54.53
	(e) Depreciation and amortisation expense	70.74	78.65	282.96
	(f) Other expenses (Any item exceeding 10% of the total expenses relating to continuing operations to be shown separately)	9.53	27.78	1,692.79
	Total Expenses	83.60	119.33	7,115.46
3	Profit / (Loss) from operations before other income, finance costs and exceptional items (1 - 2)	(83.59)	(110.50)	(739.71)
4	Other income	-	-	346.67
5	Profit / (Loss) from ordinary activities before finance costs and exceptional items (3 + 4)	(83.59)	(110.50)	(393.04)
6	Finance Costs	0.05	(37.18)	1,777.45
7	Profit / (Loss) from ordinary activities after finance costs but before exceptional items (5 + 6)	(83.64)	(73.32)	(2,170.49)
8	Exceptional Items	-	-	-
9	Profit / (Loss) from ordinary activities before tax (7 + 8)	(83.64)	(73.32)	(2,170.49)
10	Tax Expense	-	-	441.63
11	Net Profit / (Loss) from ordinary activities after tax (9 + 10)	(83.64)	(73.32)	(1,728.86)

12	Extraordinary items (net of tax expense lakhs)	-	-	-
13	Net Profit / (Loss) for the period (11 + 12)	(83.64)	(73.32)	(1,728.86)
14	Share of profit / (loss) of associates*	-	-	-
15	Monitary Interest*	-	-	-
16	Net Profit / (Loss) after taxes, minority interest and share of profit / (loss) of associates (13 + 14 + 15)*	(83.64)	(73.32)	(1,728.86)
17	Paid-up equity share capital (Face Value of Rs. -5/- per share)	1,341.18	1,341.18	1,341.18
18	Reserve excluding Revaluation Reserves as per balance sheet of previous accounting year	-	-	-
19	Earnings per share (before extraordinary items)			
	a. Basic	(0.31)	(0.27)	6.45
	b. Diluted	(0.31)	(0.27)	6.45

for Gangotri Iron & Steel Co. Limited


(Sanjiv Kumar Ghoshdary)
Chairman-cum-Managing Director

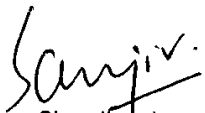
PART II

Shareholding Pattern as on 31.03.2015

Sl. No.	Particulars	Quarter ended 31.03.2015 (3 months)	Quarter ended 31.03.2014 (3 months)	Year ended 31.03.2014 (12 months)
		Unaudited	Unaudited	Audited
A	PARTICULARS OF SHAREHOLDING			
1	Public shareholding			
	Number of shares	17,656,015	16,897,245	16,897,245
	Percentage of shareholding	65.82%	62.99%	62.99%
2	Promoters and Promoter Group Shareholding **			
	a) Pledged / Encumbered			
	Number of shares	5,252,722	6,011,492	6,011,492
	Percentage of shares (as a % of the total shareholding of promoter and promoter group)	57.30%	60.56%	60.56%
	Percentage of shares (as a % of the total share capital of the company)	19.58%	22.42%	22.42%
	b) Non - encumbered			
	Number of shares	3,914,851	3,914,851	3,914,851
	Percentage of shares (as a % of the total shareholding of the Promoter and Promoter group)	42.70%	39.44%	39.44%
	Percentage of shares (as a % of the total share capital of the company)	14.60%	14.59%	14.59%

B	Investor Complaints	3 months ended 31.03.2015
	Pending at the beginning of the quarter	0
	Received during the quarter	0
	Disposed off during the quarter	0
	Remaining unresolved at the end of the quarter	0

for Gangotri Iron & Steel Co. Limited


 (Sanjiv Kumar Choudhary)
 Chairman-cum-Managing Director

Company Name
Script Code

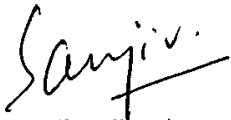
Gangotri Iron & Steel Co. Ltd.
530945

Statement of Assets & Liabilities as on 31.03.2015
(figures in Lakhs)

Standalone Statement of Assets and Liabilities		31.03.2015 (Unaudited)	31.03.2014 (Audited)
Particulars			
A	<u>EQUITY AND LIABILITIES</u>		
1	Shareholders's Funds		
	(a) Share Capital	1,341.18	1,341.18
	(b) Reserve & Surplus	(1,126.55)	(189.01)
	(c) Money received against share warrants	-	-
	Sub-total- Shareholder's Funds	214.63	1,152.17
2	Share application money pending allotment	-	-
3	Minority Interest	-	-
4	Non-Current Liabilities		
	(a) Long-term borrowings	8,510.54	8,510.54
	(b) Deferred Tax Liabilities(net)	-	-
	(c) Other Long-term liabilities	108.68	108.68
	(d) Long-term provisions	10.83	10.83
	Sub-total - Non-Current Liabilities	8,630.05	8,630.05
5	Current Liabilities		
	(a) Short-term borrowings	5,413.62	5,424.15
	(b) Trade Payable	672.86	664.29
	(c) Other Current Liabilities	4,674.39	4,110.22
	(d) Short-term provisions	12.31	12.31
	Sub-total Current Liabilities	10,773.18	10,210.97
	TOTAL - EQUITY & LIABILITIES	19,617.86	19,993.19
B.	<u>ASSETS</u>		
1	Non-Current Assets		
	(a) Fixed Assets	3,848.17	4,130.63
	(b) Goodwill on Consolidation	-	-
	(c) Non-Current Investments	1.76	1.76
	(d) Deferred Tax assets(net)	343.31	343.31
	(e) Long-term loans and advances	304.05	305.46
	(f) Other non-current assets	-	-
	Sub-total - Non- Current Assets	4,497.29	4,781.16

2	Current Assets		
	(a) Current Investments	-	-
	(b) Inventories	5,227.66	5,227.66
	(c) Trade Receivable	6,475.71	6,498.66
	(d) Cash and Cash-equivalents	85.81	97.32
	(e) Short-term loans & advances	3,312.74	3,369.74
	(f) Other current assets	18.65	18.65
	Sub-total - Current Assets	15,120.57	15,212.03
	TOTAL - ASSETS	19,617.86	19,993.19

for Gangotri Iron & Steel Co. Ltd.



(Sanjiv Kumar Choudhary)
Chairman-cum-Managing Director