

Annexure (I) (a)

Statement Showing Share Holding Pattern

Name of the Company : J.K.Cement Ltd.

Scrip Code : BSE-532644/NSE-JKCEMENT

Name of Scrip : JKCEM

Quarter ended - 30-09-2015

Class of Security : Ordinary Equity shares with voting rights

Partly Paid-up Shares:-	No. of Partly Paid-up Shares	As a % of total no. of partly paid-up shares	As a % of total no. of shares of the company
Held by promoter/promoter group	0	0	0
Held by Public	0	0	0
Total	0	0	0
Outstanding Convertible Securities	No. of Outstanding Securities	As a % of total no. of Outstanding Convertible Securities	As a % of total no. of shares of the company, assuming full conversion of the convertible securities
Held by promoter/promoter group	0	0	0
Held by Public	0	0	0
Total	0	0	0
Warrants:-	No. of warrants	As a % of total no. warrants	As a % of total no. of shares of the company, assuming full conversion of warrants
Held by promoter/promoter group	0	0	0
Held by Public	0	0	0
Total	0	0	0
Total paid-up capital of the company, assuming full conversion of warrants and convertible securities	69927250		




Shankar Singh

category code	Category of share holders	Number of share holders	Total Number of Shares	Number of Shares held in dematerialized form	Total Shareholding as a % of total no. of shares		Shares Pledged or otherwise encumbered	As a percentage (IX)= (VIII)/(IV)*100
					As a % of (A + B)	As a % of (A+B+C)		
(I)	(II)	(III)	(IV)	(V)	(VI)	(VII)	(VIII)	(IX)
(A)	Shareholding of Promoters and promoter group							
	1 Indian							
(a)	Individuals/Hindu undivided family	12	16688859	16688839	23.866	23.866	0.000	0.000
(b)	Central Government / State Government (s)							
(c)	Bodies Corporate	7	30123380	30123280	43.078	43.078	0.000	0.000
(d)	Fin.Inst./Banks (includes foreign banks)							
(e)	Any other (person acting in concert)	8	16880	16880	0.024	0.024		
	Sub - Total (A) (1)	27	46829119	46828999	66.968	66.968	0	0.000
	2 Foreign							
(a)	Individuals (Non-Resident)							
(b)	Individuals/Foreign Individuals							
(c)	Bodies Corporate							
(d)	Institutions							
(e)	Qualified Foreign Investor							
	Any other (specify)							
	Sub-Total (A) (2)							
	Total Shareholding of Promoters & Promoter Group							
	A = (A) (1) + (A) (2)	27	46829119	46828999	66.968	66.968	0	0.000
(B)	Public Share Holding							
	1 Institutions							
(a)	Mutual Fund / UTI	69	5923706	5899897	8.471	8.471		
(b)	Financial Institutions/Banks	105	10742	5210	0.015	0.015		
(c)	Central Government / State Government (s)							
(d)	Venture Capital Funds							
(e)	Insurance Companies	5	3878938	3878928	5.547	5.547		
(f)	Foreign Institutional Investors	74	7655112	7630040	10.947	10.947		
(g)	Foreign Venture Capital Investors							
(h)	Qualified Foreign Investor	0	0	0				
(i)	Any other (specify)	0	0	0				
	Sub-Total (B) (1)	253	17468498	17414075	24.980	24.980		

Handwritten signature

Statement Showing holding of securities (including shares,warrants,convertible securities) of persons belonging to the Category "Promoters and Promoter Group" as on 30/09/2015


Sl. No.	Dpid Folio	Client - ID	Name of The Share Holders	Details of Shares held		Number	Encumbered shares		Details of Warrants		Details of Convertible Securities		Total shares (including underlying shares assuming full conversion of warrants and convertible securities) as a % of diluted of share capital	
				Total No. of shares held	As a % of Grand total of a+b+c		(VI)=(V)/(III)*100	As a % of grand total (A)+(B)+(C) of sub-clause (i) (a)	Number of warrants held	as a % total number of convertible securities of the same class	Number of convertible securities held	as a % total number of convertible securities of the same class		
(I)														
1	IN46835		Gaur Hari Singhania Vasundhara D.Mehta	(III)	(IV)		(V)	(VI)=(V)/(III)*100	(VII)	(VIII)	(IX)	(X)	(XI)	(XII)
2	IN302025	34028297	Raghubir Prasad Singhania	8196	0.011									
3	IN301127	15333183	Gaur Hari Yadupati Singhania	920957	1.317									
4	IN301127	15333142	Sushila Devi Singhania	14272160	20.410									
5	IN302025	340282310	Yadupati Singhania	7683	0.010									
6	IN301151	12550364	Kalpna Singhania	4263	0.006									
7	IN301127	15333134	Kavita Y Singhania	1301611	1.861									
8	IN300484	12657847	Manorama Devi Singhania	31465	0.044									
9	IN300888	14414684	Nidhipati Singhania	33848	0.048									
10	IN300888	14446924	Ramapati Singhania	47624	0.068									
11	IN301330	18382585	Ramapati Singhania	2038	0.002									
12	IN300142	10507450	Abhishek Singhania	58994	0.084									
13	IN301330	20769082	J.K.Traders Ltd.	211254	0.302									
14	IN301330	21127422	J.K.Cotton Spg. & Wvg. Mills Co.Ltd.	48										
15	IN301127	16385454	Juggal Kamalpat Holding Limited	7256918	10.377									
16	471371		M/S G.H.Securities Pvt.Ltd.	20										
17	IN300888	13204428	Yadu International Ltd.	22655060	32.598									
18	472123		Yadu International Ltd.	40										
19	471304		Yadu Securities Pvt.Ltd.	40										
20	IN300556	10015178	Ajay Kumar Sarangi	3340	0.004									
21	IN300556	10262229	Amrita Sarangi	3000	0.004									
22	IN300888	13160383	Anil K umar Agrawal	3940	0.005									
23	IN300011	10314967	Kailash Nath Khandelwal	1000	0.001									
24	IN300556	10023477	Radha Rani Khandelwal											
25	IN300556	10015143	Prashant Seth	20										
26	IN300011	10277774	Pushpa Sarangi	5040	0.007									
27	IN301330	20101037	Radha Rani Khandelwal	500	0.000									
			Satish Kumar Agarwal	40										
			Grand Total	46829119	66.968									




J.K.Cement Ltd.

Statement showing holding of securities (including share,warrants,convertible securities) of persons belonging to the category "Public" and holding more than 1% of the total number of shares as on 30/09/2015

Seri	Dpid Folio	Client - ID	Name of The Share Holders	No. of Shares held	shares as a %age of total number of shares (i.e., grand total(A) + (B) + (C) at para (i) (a) above	Details of Warrants		Details of Convertible Securities		Total shares (including underlying shares assuming full conversion of warrants and convertible securities) as a % of diluted share capital
						Number of warrants held	as a % total no. of warrants of the same class	Number of convertible securities held	% w.r.t. total number of convertible securities of the same class	
1	IN300167	10010936	Franklin Templeton Mutual Fund A/C Fram	947757	1.355					
2	IN300812	10000029	General Insurance Corporation of India	750060	1.072					
3	IN300126	11179789	HDFC Standard Life Insurance Co.Ltd.	2875125	4.111					
4	IN300054	10030910	Fidelity Investment Trust Fidelity Seri	3139049	4.489					
5	IN300438	10004305	Franklin templeton investment funds	830717	1.187					
6	IN300438	10004432	Templeton Global Investment Trust-Tern	1463742	2.093					
			Grand Total	10006450	14.309					



Handwritten signature

Annexure (II) (a)

J.K.Cement Ltd.
Statement Showing Details of Depository Receipts (DRs)
As on 30/09/2015

Sr.No.	Type of	Number of	Number of	Shares underlying outstanding Drs as
	Outstanding DR	outstanding	Shares	a percentage of total number of shares
	(ADRs GDRs,	DRs	Underlying	(I.e., Grand Total (A) + (B) + (C) indicated
	SDRs, etc.)		Outstanding	in statement at para (1) (a) above
			DRs	
1				
2				
	Total		NIL	

Shant Singh



Annexure (II) (b)

J.K.Cement Ltd.

Statement showing holding of Depository Receipts (DRs), where underlying shares held by 'Promoter /Promoter group' are in excess of 1% of the total number of shares

As on 30/09/2015

Sr.No.	Name of the DR Holder	Type of (Outstanding DR (ADRs GDRs, SDRs, etc.)	Number of Shares Underlying Outstanding DRs	Shares underlying outstanding Drs as a percentage of total number of shares (i.e., Grand Total (A) + (B) + (C) indicated in statement at para (1) (a) above
1				
2				
	Total		NIL	

Shankar Singh



J.K.Cement Ltd.**Statement showing the voting pattern of shareholder, if more than one class of shares/securities is issued by the issuer.**


(Given description of voting rights for each class of security

class X: NIL

class Y: NIL

class Z: NIL)

Category code	Category of shareholders	Number of Voting Rights held in each class			Total Voting Rights (III+IV+V)	Total Voting Rights i.e. (VI) As a %age of (A+B)	As a %age of (A+B+C) (VII)
		Class x	Class Y	Class Z			
(i)	(ii)	(iii)	(iv)	(v)	(vi)	(vii)	(viii)
(A)	Promoter and promoter group						
(1)	Indian						
(a)	Individuals /Hindu Undivided Family	0	0	0	0	0	0
(b)	Central Government / State Government (s)	0	0	0	0	0	0
(c)	Bodies Corporate	0	0	0	0	0	0
(d)	Financial Institutions/Banks	0	0	0	0	0	0
(e)	Any other (Specify)	0	0	0	0	0	0
	Sub - Total (A) (1)	0	0	0	0	0	0
(2)	(Foreign)						
(a)	Individuals (Non-Resident	0	0	0	0	0	0
	Individuals/Foreign Individuals)						
(b)	Bodies Corporate	0	0	0	0	0	0
(c)	Institutions	0	0	0	0	0	0
(d)	Any other (specify)	0	0	0	0	0	0
	Sub-Total (A) (2)	0	0	0	0	0	0
	Total Shareholding of Promoter & Promoter Group	0	0	0	0	0	0
	A = (A) (1) + (A) (2)						
(B)	Public Shareholding						
(1)	Institutions	0	0	0	0	0	0
(a)	Mutual Fund / UTI	0	0	0	0	0	0
(b)	Financial Institutions/Banks	0	0	0	0	0	0
(c)	Central Government / State Government (s)	0	0	0	0	0	0
(d)	Venture Capital Funds	0	0	0	0	0	0
(e)	Insurance Companies	0	0	0	0	0	0
(f)	Foreign Institutional Investors	0	0	0	0	0	0
(g)	Foreign Venture Capital Investors	0	0	0	0	0	0
(h)	Qualified foreign investor	0	0	0	0	0	0
(i)	Any other (specify)	0	0	0	0	0	0
	Sub-Total (B) (1)	0	0	0	0	0	0




(2)	Non - Institutions								
(a)	Bodies Corporate	0	0	0	0	0	0	0	0
(b)	Individuals	0	0	0	0	0	0	0	0
	III. Individuals shareholders holding nominal share capital upto Rs. 1 Lakh	0	0	0	0	0	0	0	0
	IV. Individuals shareholders holding nominal share capital in excess of Rs. 1 Lakh	0	0	0	0	0	0	0	0
(c)	Qualified foreign investor	0	0	0	0	0	0	0	0
(d)	Any other (specify)	0	0	0	0	0	0	0	0
	Sub-Total (B) (2)	0	0	0	0	0	0	0	0
	Total Public Shareholding B = (B) (1) + (B) (2)	0	0	0	0	0	0	0	0
	Total (A) + (B)	0	0	0	0	0	0	0	0
(C)	Share held by custodians and against which Depository Receipts have been issued	0	0	0	0	0	0	0	0
	GRAND TOTAL (A)+(B)+(C)	0	0	0	0	0	0	0	0

*The Company has only one class of security i.e., equity shares carrying equal voting rights